



1033652

IN ALL CASES PLOT THE INTENDED WELL ON THE PLAT BELOW

Plat of acreage attributable to a well in a prorated or spaced field

If the intended well is in a prorated or spaced field, please fully complete this side of the form. If the intended well is in a prorated or spaced field complete the plat below showing that the well will be properly located in relationship to other wells producing from the common source of supply. Please show all the wells and within 1 mile of the boundaries of the proposed acreage attribution unit for gas wells and within 1/2 mile of the boundaries of the proposed acreage attribution unit for oil wells.

API No. 15 - _____

Operator: _____

Lease: _____

Well Number: _____

Field: _____

Number of Acres attributable to well: _____

QTR/QTR/QTR/QTR of acreage: _____ - _____ - _____ - _____

Location of Well: County: _____

_____ feet from N / S Line of Section

_____ feet from E / W Line of Section

Sec. _____ Twp. _____ S. R. _____ E W

Is Section: Regular or Irregular

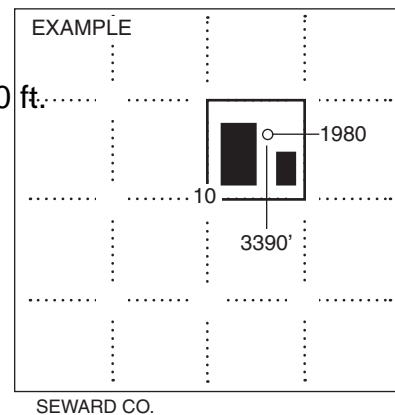
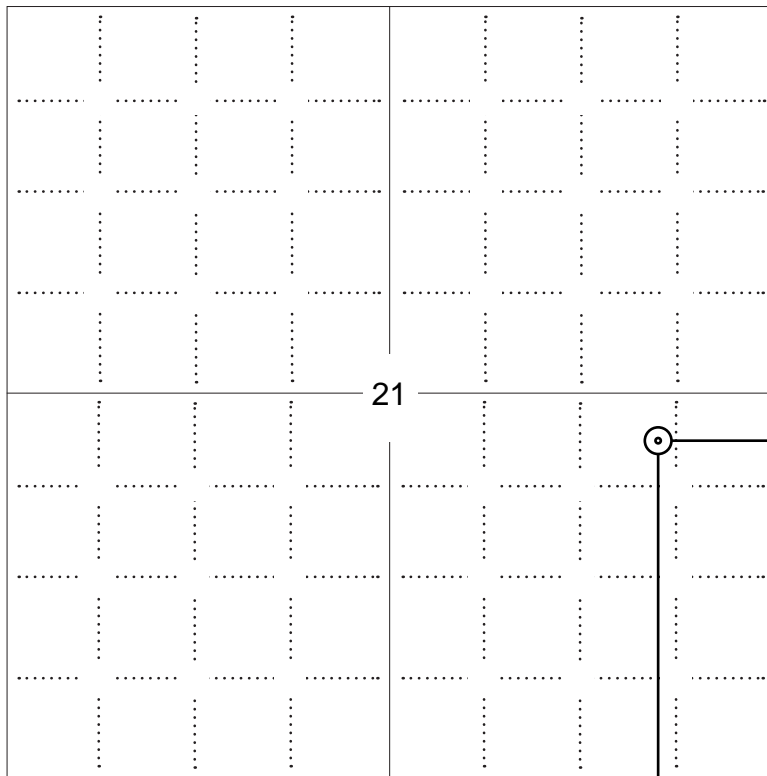
If Section is Irregular, locate well from nearest corner boundary.

Section corner used: NE NW SE SW

PLAT

(Show location of the well and shade attributable acreage for prorated or spaced wells.)

(Show footage to the nearest lease or unit boundary line.)



NOTE: In all cases locate the spot of the proposed drilling location.

2310 ft.

In plotting the proposed location of the well, you must show:

1. The manner in which you are using the depicted plat by identifying section lines, i.e. 1 section, 1 section with 8 surrounding sections, 4 sections, etc.
2. The distance of the proposed drilling location from the south / north and east / west outside section lines.
3. The distance to the nearest lease or unit boundary line (in footage).
4. If proposed location is located within a prorated or spaced field a certificate of acreage attribution plat must be attached: (C0-7 for oil wells; CG-8 for gas wells).



KANSAS CORPORATION COMMISSION 1033652
OIL & GAS CONSERVATION DIVISION

Form CDP-1
April 2004
Form must be Typed

APPLICATION FOR SURFACE PIT

Submit in Duplicate

Operator Name: _____		License Number: _____	
Operator Address: _____			
Contact Person: _____		Phone Number: _____	
Lease Name & Well No.: _____		Pit Location (QQQQ): _____ - _____ - _____ - _____	
Type of Pit: <input type="checkbox"/> Emergency Pit <input type="checkbox"/> Burn Pit <input type="checkbox"/> Settling Pit <input type="checkbox"/> Drilling Pit <input type="checkbox"/> Workover Pit <input type="checkbox"/> Haul-Off Pit <i>(If WP Supply API No. or Year Drilled)</i>		Pit is: <input type="checkbox"/> Proposed <input type="checkbox"/> Existing If Existing, date constructed: _____ Pit capacity: _____ (bbls)	
Is the pit located in a Sensitive Ground Water Area? <input type="checkbox"/> Yes <input type="checkbox"/> No		Chloride concentration: _____ mg/l <i>(For Emergency Pits and Settling Pits only)</i>	
Is the bottom below ground level? <input type="checkbox"/> Yes <input type="checkbox"/> No		Artificial Liner? <input type="checkbox"/> Yes <input type="checkbox"/> No	
How is the pit lined if a plastic liner is not used?		_____	
Pit dimensions (all but working pits): _____ Length (feet) _____ Width (feet) _____ N/A: Steel Pits Depth from ground level to deepest point: _____ (feet) _____ No Pit			
If the pit is lined give a brief description of the liner material, thickness and installation procedure.		Describe procedures for periodic maintenance and determining liner integrity, including any special monitoring.	
Distance to nearest water well within one-mile of pit _____ feet Depth of water well _____ feet		Depth to shallowest fresh water _____ feet. Source of information: _____ measured _____ well owner _____ electric log _____ KDWR	
Emergency, Settling and Burn Pits ONLY: Producing Formation: _____ Number of producing wells on lease: _____ Barrels of fluid produced daily: _____ Does the slope from the tank battery allow all spilled fluids to flow into the pit? <input type="checkbox"/> Yes <input type="checkbox"/> No		Drilling, Workover and Haul-Off Pits ONLY: Type of material utilized in drilling/workover: _____ Number of working pits to be utilized: _____ Abandonment procedure: _____ _____ Drill pits must be closed within 365 days of spud date.	
Submitted Electronically			

KCC OFFICE USE ONLY		Steel Pit	RFAC	RFAS
Date Received: _____	Permit Number: _____	Permit Date: _____	Lease Inspection: <input type="checkbox"/> Yes <input type="checkbox"/> No	

ADVANTAGE ELEVATIONS

OIL FIELD SURVEYORS

BOX 8604 - PRATT, KS 67124
(620) 672-6491

1201093

INVOICE NO

VAL ENERGY INC

OPERATOR

4-21

NO.

Diel & Co.

FARM

Barber

COUNTY

21

S

34g

T

11w

R

2310' FSL & 800' FEL

LOCATION

ELEVATION 1321' gr

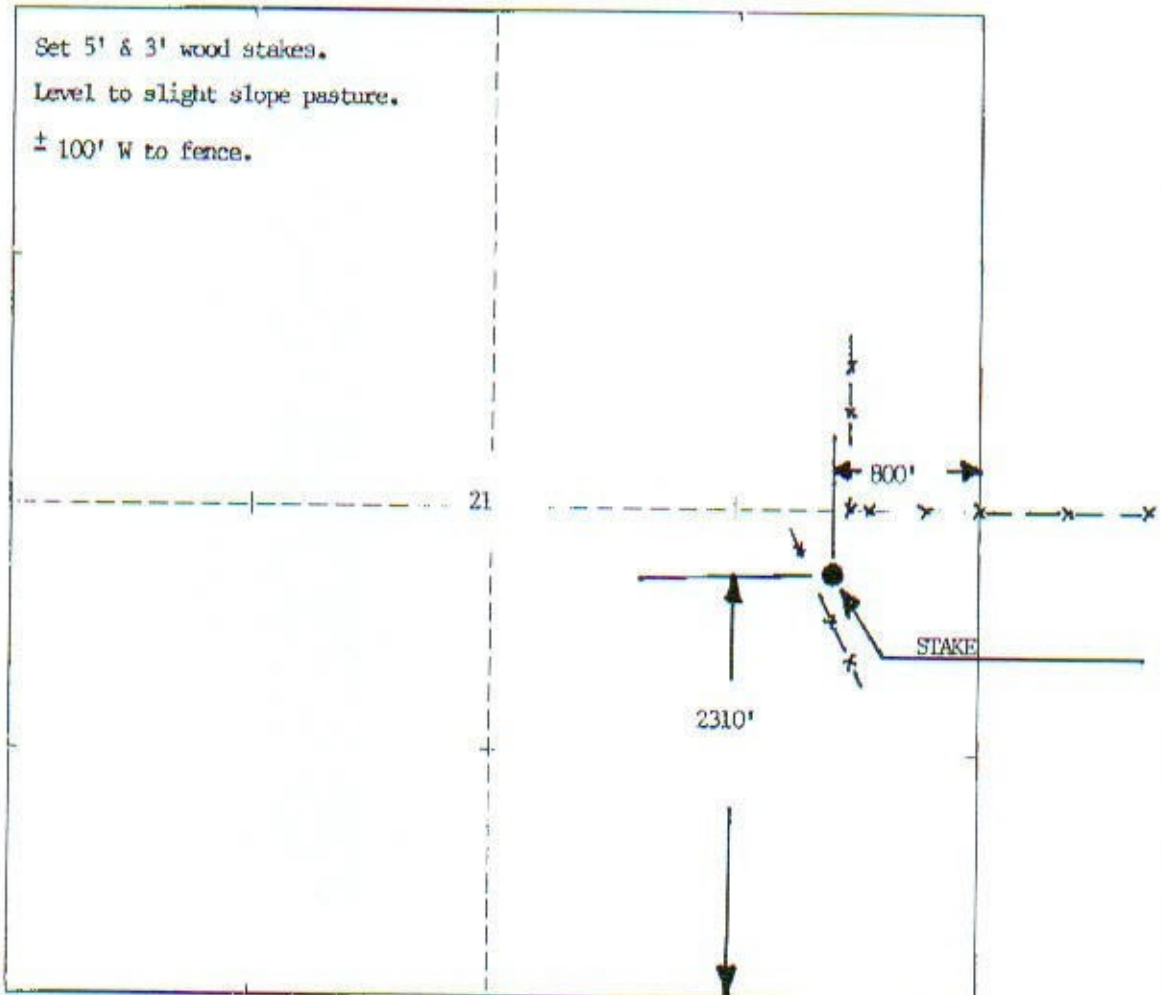


VAL ENERGY INC
200 W Douglas, Ste 520
Wichita KS 67202-3005

AUTHORIZED BY: Todd Allam

SCALE 1" = 1000'

Set 5' & 3' wood stakes.
Level to slight slope pasture.
± 100' W to fence.



Staked 01/01/10



*Mark Parkinson, Governor
Thomas E. Wright, Chairman
Michael C. Moffet, Commissioner
Joseph F. Harkins, Commissioner*

January 06, 2010

K. TODD ALLAM
Val Energy, Inc.
200 W DOUGLAS AVE STE 520
WICHITA, KS 67202-3005

Re: Drilling Pit Application
DIEL & CO 4-22
SE/4 Sec.21-34S-11W
Barber County, Kansas

Dear K. TODD ALLAM:

District staff has inspected the location and has determined that an unsealed condition will present a pollution threat to water resources.

District staff has instructed that no earthen pits are to be used at this location. Steel pits are to be used. Please inform the Commission in writing as to which disposal well you utilized to dispose of the contents in the steel pits and the amount of fluid that was disposed. Please file form CDP-5 (August 2008), Exploration and Production Waste Transfer, within 30 days of fluid removal.

Should a haul-off pit be necessary please file form CDP-1 (April 2004), Application for Surface Pit, through SOLAR. This location will have to be inspected prior to approval of the haul-off pit application.

CONSERVATION DIVISION

Finney State Office Building, 130 S. Market, Room 2078, Wichita, KS 67202-3802
(316) 337-6200 • Fax: (316) 337-6211 • <http://kcc.ks.gov/>

HAUL-OFF PIT APPLICATION
FILING REQUIREMENTS

82-3-607.

DISPOSAL OF DIKE AND PIT CONTENTS.

- (a) Each operator shall perform one of the following when disposing of dike or pit contents:
- (1) Remove the liquid contents to a disposal well or other oil and gas operation approved by the commission or to road maintenance or construction locations approved by the department;
 - (2) dispose of reserve pit waste down the annular space of a well completed according to the alternate I requirements of K.A.R. 82-3-106, if the waste to be disposed of was generated during the drilling and completion of the well; or
 - (3) dispose of the remaining solid contents in any manner required by the commission. The requirements may include any of the following:
 - (A) Burial in place, in accordance with the grading and restoration requirements in K.A.R. 82-3-602 (f);
 - (B) removal and placement of the contents in an on-site disposal area approved by the commission;
 - (C) removal and placement of the contents in an off-site disposal area on acreage owned by the same landowner or to another producing lease or unit operated by the same operator, if prior written permission from the landowner has been obtained; or
 - (D) removal of the contents to a permitted off-site disposal area approved by the department.
- (b) Each violation of this regulation shall be punishable by the following:
- (1) A \$1,000 penalty for the first violation;

- (2) a \$2,500 penalty for the second violation; and
- (3) a \$5,000 penalty and an operator license review for the third violation.

File Haul-Off Pit Application in SOLAR. Review the information below and attach all required documents to the pit application when submitting through SOLAR. This form will automatically generate and fill in from questions asked in SOLAR.

Haul-off pit will be located in an on-site disposal area: ___Yes ___No

Haul-off pit is located in an off-site disposal area on acreage owned by the same landowner: ___Yes ___No If yes, written permission from the land owner must be obtained. Attach written permission to haul-off pit application.

Haul-off pit is located in an off-site disposal area on another **producing** lease or unit operated by the same operator: ___Yes ___No If yes, written permission from the land owner must be obtained. Attach permission and a copy of the lease assignment that covers the acreage where the haul-off pit is to be located, to the haul-off pit application.