







**Hahn 2-1**  
**SW/4 - 2-35S-17E**  
**1" = 500'**

-  Well Proposal
-  4" NG/3" WA Proposed Pipes
-  Anticipated Road Ingress & Egress
-  Anticipated Electrical Line