



DRILL STEM TEST REPORT

Prepared For: **Samuel Gary jr & Associates**

1515 Wynkoop
Suite 700
Denver, CO. 80202

ATTN: Neil Sharp

2-16s-17w-Rush

Younger-Dome #1-2

Start Date: 2011.03.04 @ 13:30:17

End Date: 2011.03.04 @ 21:16:02

Job Ticket #: 41716 DST #: 2

Trilobite Testing, Inc
PO Box 362 Hays, KS 67601
ph: 785-625-4778 fax: 785-625-5620



**TRILOBITE
TESTING, INC**

DRILL STEM TEST REPORT

Samuel Gary jr & Associates

Younger-Dome #1-2

1515 Wynkoop
Suite 700
Denver, CO. 80202
ATTN: Neil Sharp

2-16s-17w-Rush

Job Ticket: 41716

DST#: 2

Test Start: 2011.03.04 @ 13:30:17

GENERAL INFORMATION:

Formation: **F-G**

Deviated: No Whipstock: ft (KB)

Time Tool Opened: 15:21:17

Time Test Ended: 21:16:02

Test Type: Conventional Bottom Hole

Tester: JasonMcLemore

Unit No: 54

Interval: 3281.00 ft (KB) To 3304.00 ft (KB) (TVD)

Reference Elevations: 1913.00 ft (KB)

Total Depth: 3304.00 ft (KB) (TVD)

1903.00 ft (CF)

Hole Diameter: 7.80 inches Hole Condition: Good

KB to GR/CF: 10.00 ft

Serial #: 8673

Inside

Press @ Run Depth: 31.84 psig @ 3286.00 ft (KB)

Capacity: 8000.00 psig

Start Date: 2011.03.04

End Date:

2011.03.04

Last Calib.:

2011.03.04

Start Time:

13:30:19

End Time:

21:16:02

Time On Btm:

2011.03.04 @ 15:20:47

Time Off Btm:

2011.03.04 @ 19:15:02

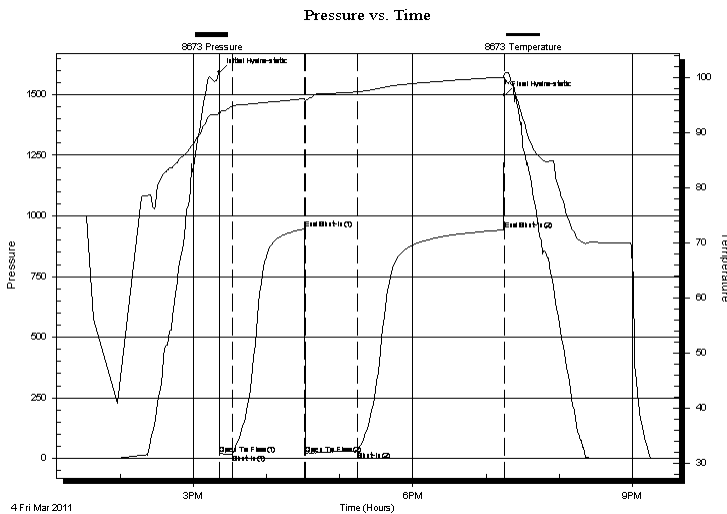
TEST COMMENT: IFP-10 Min.-Good Blow ,Built to 6"

ISI-60 Min.-Dead

FFP-40 Min.-BOB on Open

FSI-135 Min.-Blow back 1/2" after 20 Min.

PRESSURE SUMMARY



Time (Min.)	Pressure (psig)	Temp (deg F)	Annotation
0	1591.54	93.82	Initial Hydro-static
1	17.79	93.08	Open To Flow (1)
11	18.76	94.78	Shut-In(1)
70	946.85	96.18	End Shut-In(1)
71	18.41	95.88	Open To Flow (2)
114	31.84	97.42	Shut-In(2)
234	942.56	100.09	End Shut-In(2)
235	1497.40	100.49	Final Hydro-static

Recovery

Length (ft)	Description	Volume (bbl)
45.00	Gassy Mud Cut Oil -15%G-45%O-40%M	0.63
0.00	900' Gas In Pipe	0.00

Gas Rates

Choke (inches)	Pressure (psig)	Gas Rate (Mcf/d)



**TRILOBITE
TESTING, INC**

DRILL STEM TEST REPORT

Samuel Gary jr & Associates

Younger-Dome #1-2

1515 Wynkoop
Suite 700
Denver, CO. 80202
ATTN: Neil Sharp

2-16s-17w-Rush

Job Ticket: 41716 **DST#: 2**
Test Start: 2011.03.04 @ 13:30:17

GENERAL INFORMATION:

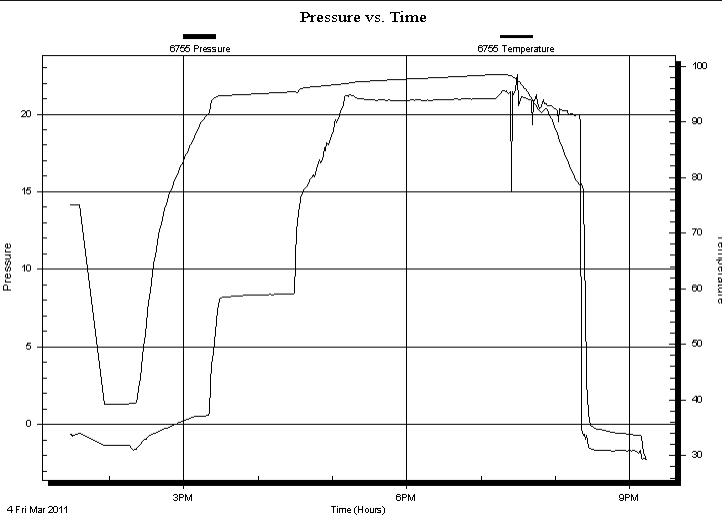
Formation: **F-G**
 Deviated: No Whipstock: ft (KB)
 Time Tool Opened: 15:21:17
 Time Test Ended: 21:16:02
 Interval: **3281.00 ft (KB) To 3304.00 ft (KB) (TVD)**
 Total Depth: 3304.00 ft (KB) (TVD)
 Hole Diameter: 7.80 inches Hole Condition: Good
 Test Type: Conventional Bottom Hole
 Tester: JasonMcLemore
 Unit No: 54
 Reference Elevations: 1913.00 ft (KB)
 1903.00 ft (CF)
 KB to GR/CF: 10.00 ft

Serial #: 6755

Fluid

Press@RunDepth: psig @ 3246.00 ft (KB) Capacity: 8000.00 psig
 Start Date: 2011.03.04 End Date: 2011.03.04 Last Calib.: 2011.03.04
 Start Time: 13:28:35 End Time: 21:14:03 Time On Btm:
 Time Off Btm:

TEST COMMENT: IFP-10 Min.-Good Blow ,Built to 6"
 ISI-60 Min.-Dead
 FFP-40 Min.-BOB on Open
 FSI-135 Min.-Blow back 1/2" after 20 Min.



PRESSURE SUMMARY

Time (Min.)	Pressure (psig)	Temp (deg F)	Annotation

Recovery

Length (ft)	Description	Volume (bbl)
45.00	Gassy Mud Cut Oil -15%G-45%O-40%M	0.63
0.00	900' Gas In Pipe	0.00

Gas Rates

Choke (inches)	Pressure (psig)	Gas Rate (Mcf/d)



TRILOBITE TESTING, INC

DRILL STEM TEST REPORT

Samuel Gary jr & Associates

Younger-Dome #1-2

1515 Wynkoop
Suite 700
Denver, CO. 80202
ATTN: Neil Sharp

2-16s-17w-Rush

Job Ticket: 41716

DST#: 2

Test Start: 2011.03.04 @ 13:30:17

GENERAL INFORMATION:

Formation: **F-G**

Deviated: No Whipstock: ft (KB)

Test Type: Conventional Bottom Hole

Time Tool Opened: 15:21:17

Tester: JasonMcLemore

Time Test Ended: 21:16:02

Unit No: 54

Interval: 3281.00 ft (KB) To 3304.00 ft (KB) (TVD)

Reference Elevations: 1913.00 ft (KB)

Total Depth: 3304.00 ft (KB) (TVD)

1903.00 ft (CF)

Hole Diameter: 7.80 inches Hole Condition: Good

KB to GR/CF: 10.00 ft

Serial #: 6668 Outside

Press @RunDepth: psig @ 3286.00 ft (KB)

Capacity: 8000.00 psig

Start Date: 2011.03.04

End Date:

2011.03.04

Last Calib.:

2011.03.04

Start Time: 13:36:25

End Time:

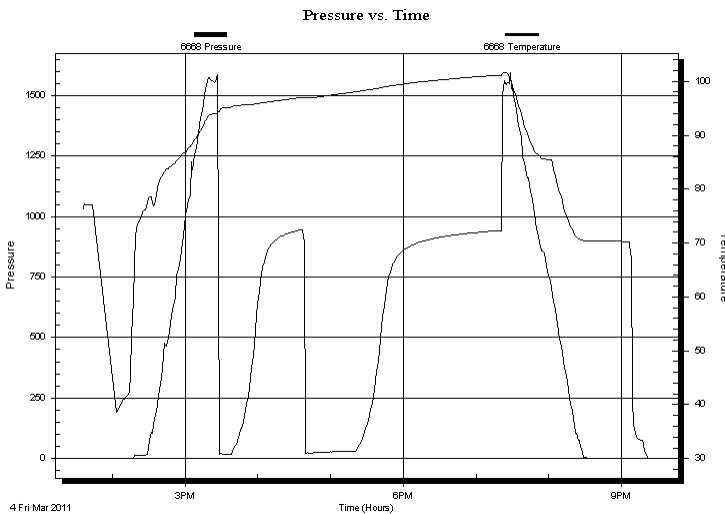
21:23:08

Time On Btm:

Time Off Btm:

TEST COMMENT: IFP-10 Min.-Good Blow ,Built to 6"
ISI-60 Min.-Dead
FFP-40 Min.-BOB on Open
FSI-135 Min.-Blow back 1/2" after 20 Min.

PRESSURE SUMMARY



Time (Min.)	Pressure (psig)	Temp (deg F)	Annotation

Recovery

Length (ft)	Description	Volume (bbl)
45.00	Gassy Mud Cut Oil -15%G-45%O-40%M	0.63
0.00	900' Gas In Pipe	0.00

Gas Rates

Choke (inches)	Pressure (psig)	Gas Rate (Mcf/d)



**TRILOBITE
TESTING, INC**

DRILL STEM TEST REPORT

TOOL DIAGRAM

Samuel Gary jr & Associates

Younger-Dome #1-2

1515 Wynkoop
Suite 700
Denver, CO. 80202
ATTN: Neil Sharp

2-16s-17w-Rush

Job Ticket: 41716

DST#: 2

Test Start: 2011.03.04 @ 13:30:17

Tool Information

Drill Pipe:	Length: 3253.00 ft	Diameter: 3.80 inches	Volume: 45.63 bbl	Tool Weight: 2000.00 lb
Heavy Wt. Pipe:	Length: 0.00 ft	Diameter: 2.70 inches	Volume: 0.00 bbl	Weight set on Packer: 25000.00 lb
Drill Collar:	Length: 0.00 ft	Diameter: 2.25 inches	Volume: 0.00 bbl	Weight to Pull Loose: 38000.00 lb
			<u>Total Volume: 45.63 bbl</u>	Tool Chased 0.00 ft
Drill Pipe Above KB:	7.00 ft			String Weight: Initial 36000.00 lb
Depth to Top Packer:	3281.00 ft			Final 36000.00 lb
Depth to Bottom Packer:	ft			
Interval between Packers:	23.00 ft			
Tool Length:	58.00 ft			
Number of Packers:	2	Diameter: 6.75 inches		

Tool Comments:

Tool Description

Tool Description	Length (ft)	Serial No.	Position	Depth (ft)	Accum. Lengths
Recorder	0.00	6755	Fluid	3246.00	
Change Over Sub	5.00			3251.00	
Shut In Tool	5.00			3256.00	
Sampler	3.00			3259.00	
Hydraulic tool	5.00			3264.00	
Jars	5.00			3269.00	
Safety Joint	2.00			3271.00	
Packer	5.00			3276.00	35.00 Bottom Of Top Packer
Packer	5.00			3281.00	
Stubb	1.00			3282.00	
Perforations	4.00			3286.00	
Recorder	0.00	8673	Inside	3286.00	
Recorder	0.00	6668	Outside	3286.00	
Perforations	15.00			3301.00	
Bullnose	3.00			3304.00	23.00 Bottom Packers & Anchor

Total Tool Length: 58.00



TRILOBITE
TESTING, INC

DRILL STEM TEST REPORT

FLUID SUMMARY

Samuel Gary jr & Associates

Younger-Dome #1-2

1515 Wynkoop
Suite 700
Denver, CO. 80202
ATTN: Neil Sharp

2-16s-17w-Rush

Job Ticket: 41716

DST#: 2

Test Start: 2011.03.04 @ 13:30:17

Mud and Cushion Information

Mud Type: Gel Chem
Mud Weight: 9.00 lb/gal
Viscosity: 46.00 sec/qt
Water Loss: 8.38 in³
Resistivity: ohm.m
Salinity: 7300.00 ppm
Filter Cake: inches

Cushion Type:
Cushion Length: ft
Cushion Volume: bbl
Gas Cushion Type:
Gas Cushion Pressure: psig

Oil API: 32 deg API
Water Salinity: ppm

Recovery Information

Recovery Table

Length ft	Description	Volume bbl
45.00	Gassy Mud Cut Oil -15%G-45%O-40%M	0.631
0.00	900' Gas In Pipe	0.000

Total Length: 45.00 ft Total Volume: 0.631 bbl

Num Fluid Samples: 0 Num Gas Bombs: 0 Serial #:

Laboratory Name: Laboratory Location:

Recovery Comments: Sampler-555#-500ML Gas,2500ML Muddy Oil-75%O-25%M



**TRILOBITE
TESTING, INC.**

DRILL STEM TEST REPORT

GAS RATES

Samuel Gary jr & Associates

Younger-Dome #1-2

1515 Wynkoop
Suite 700
Denver, CO. 80202
ATTN: Neil Sharp

2-16s-17w-Rush

Job Ticket: 41716

DST#: 2

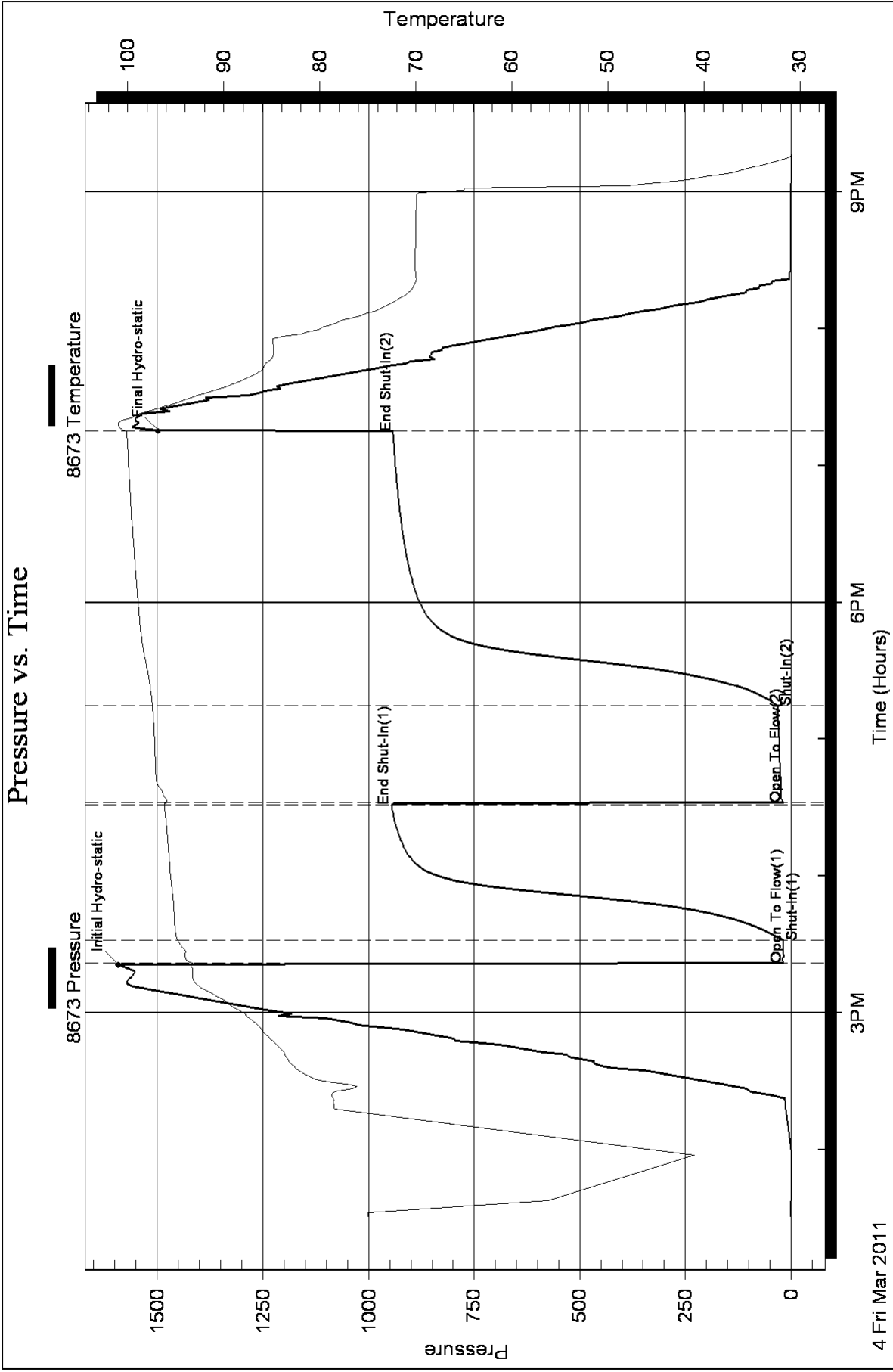
Test Start: 2011.03.04 @ 13:30:17

Gas Rates Information

Temperature: 59 deg C
Relative Density: 0.65
Z Factor: 0.8

Gas Rates Table

Flow Period	Elapsed Time	Choke (mm)	Pressure (kPaa)	Gas Rate (m ³ /d)
		0.00	0.00	0.00



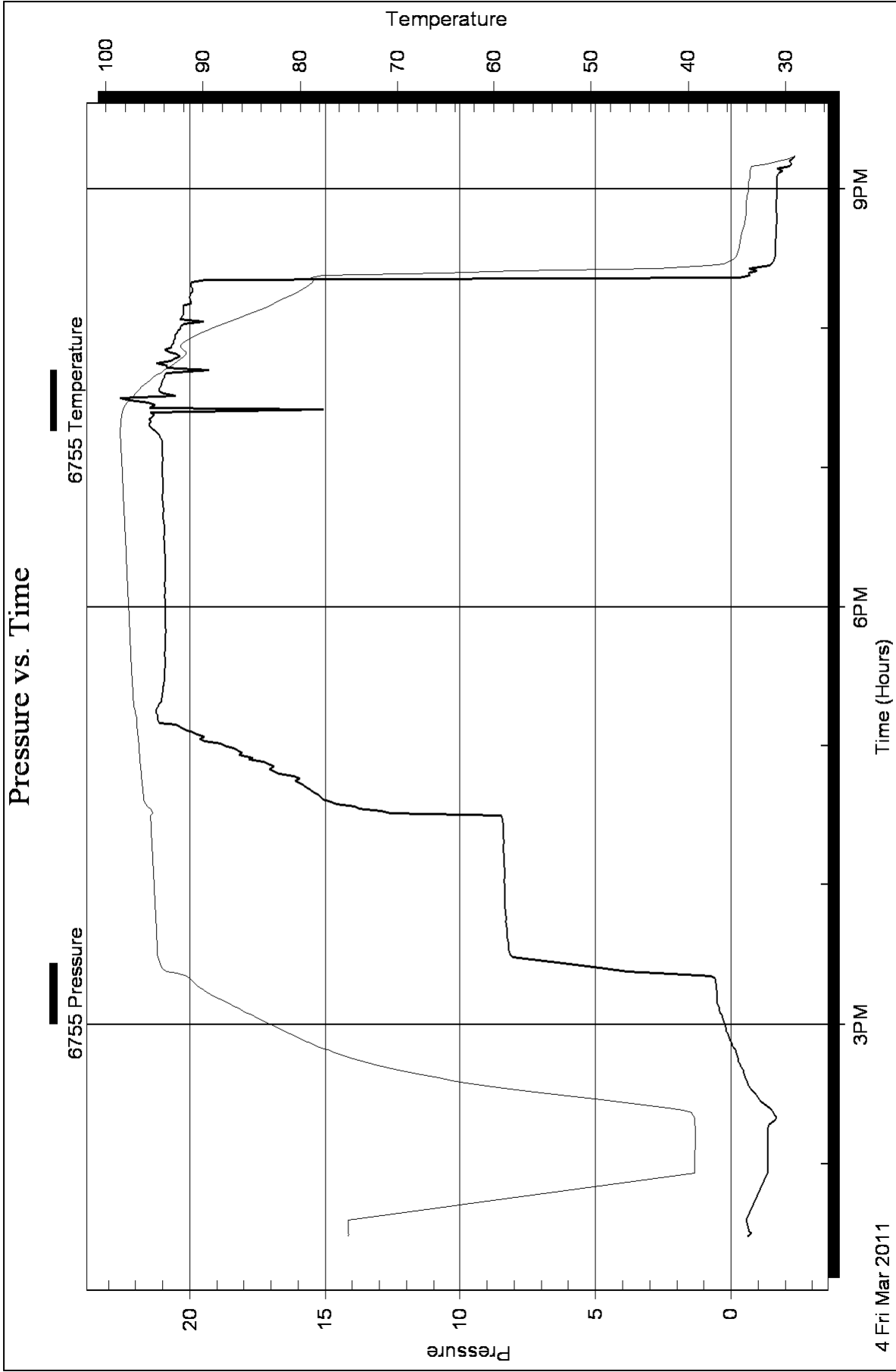
Serial #: 6755

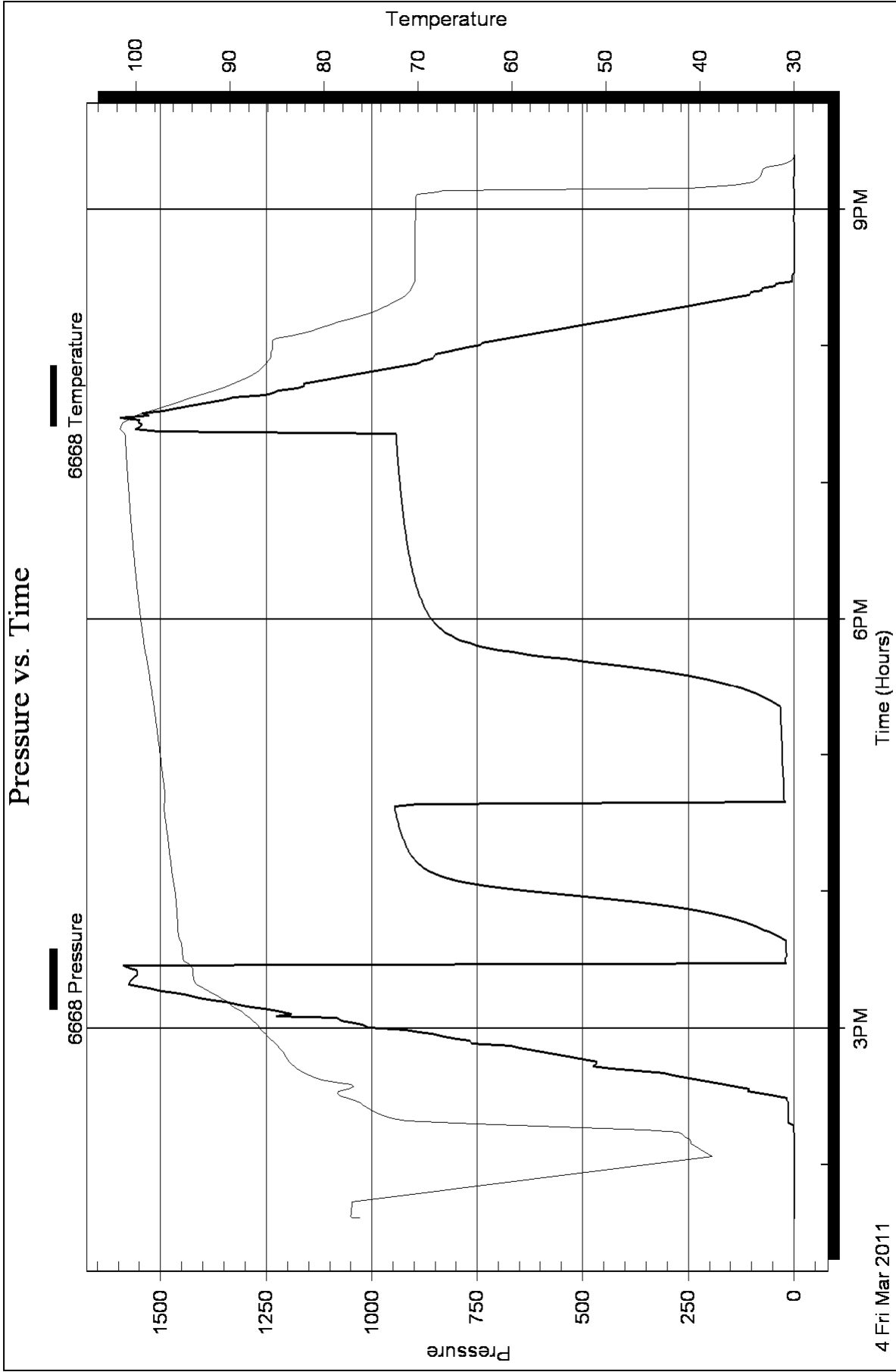
Fluid

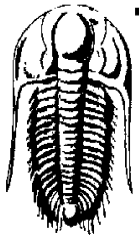
Samuel Gary jr & Associates

2-16s-17w -Rush

DST Test Number: 2







**TRILOBITE
TESTING, INC.**

DRILL STEM TESTING - DATA LISTING

Samuel Gary jr & Associates

Younger-Dome #1-2

1515 Wynkoop
Suite 700
Denver, CO. 80202
ATTN: Neil Sharp

2-16s-17w-Rush

Job Ticket: 41716

DST#: 2

Test Start: 2011.03.04 @ 13:30:17

Serial # 8673 Inside				Serial # 8673 Inside			
Comments	Time (Min.)	Pressure (psig)	Temp. (deg F)	Comments	Time (Min.)	Pressure (psig)	Temp. (deg F)
	0.0	0.19	75.0		79.5	813.16	85.5
	0.2	0.17	75.0		81.0	889.78	85.9
	0.4	0.16	75.0		82.5	950.43	86.1
	0.6	0.15	75.0		84.0	1024.57	86.5
	0.8	0.14	75.0		85.5	1082.77	86.9
	1.0	0.12	75.0		87.0	1102.24	87.3
	1.2	0.10	75.0		88.5	1163.17	87.8
	1.4	0.07	75.0		90.0	1224.33	88.2
	1.6	0.07	75.0		91.5	1254.15	88.7
	1.8	-0.10	75.0		93.0	1315.07	89.4
	7.0	0.13	56.2		94.5	1325.12	89.7
	37.0	0.09	43.2		96.0	1407.37	90.4
	48.0	13.81	78.5		97.5	1494.89	91.0
	49.5	13.88	78.6		99.0	1498.33	91.7
	51.0	16.13	78.6		100.5	1500.01	92.3
	52.5	45.84	78.7		102.0	1569.92	92.9
	54.0	75.98	78.7		103.5	1569.83	93.2
	55.5	106.49	77.2		105.0	1562.21	93.2
	57.0	136.53	76.1		106.5	1554.85	93.2
	58.5	166.07	78.4		108.0	1556.79	93.3
	60.0	226.34	80.4		109.5	1610.94	93.2
	61.5	303.06	81.1		110.0	1587.74	93.5
	63.0	315.93	81.8		110.2	1590.05	93.7
	64.5	376.59	82.4	Initial Hydro-static	110.5	1591.54	93.8
	66.0	449.63	82.7		110.7	1593.43	93.9
	67.5	466.57	83.2	Open To Flow (1)	111.0	17.79	93.1
	69.0	496.74	83.4		111.2	18.53	93.6
	70.5	525.78	83.7		112.7	21.28	93.9
	72.0	587.06	83.7		114.2	18.02	94.0
	73.5	661.31	84.1		115.7	17.60	94.0
	75.0	676.96	84.4		117.2	18.12	94.2
	76.5	737.60	84.8		118.7	18.64	94.5
	78.0	796.60	85.2		120.2	18.66	94.7

Printing every 6 samples

Serial # 8673 Inside				Serial # 8673 Inside			
Comments	Time (Min.)	Pressure (psig)	Temp. (deg F)	Comments	Time (Min.)	Pressure (psig)	Temp. (deg F)
Shut-In(1)	120.5	18.64	94.7		175.7	941.65	96.1
	120.7	18.63	94.8		177.2	943.43	96.1
	121.0	18.76	94.8		178.7	944.95	96.1
	121.2	20.38	94.8		180.0	946.23	96.2
	121.5	22.84	94.8	End Shut-In(1)	180.2	946.71	96.2
	121.7	25.29	94.9		180.5	946.85	96.2
	123.2	40.54	95.0		180.7	946.99	96.2
	124.7	57.07	95.0		181.0	937.43	96.2
	126.2	75.39	95.1	Open To Flow (2)	181.2	72.42	95.8
	127.7	95.59	95.1		181.5	18.41	95.9
	129.2	118.83	95.1		181.7	19.96	95.9
	130.7	145.30	95.1		182.0	21.02	95.9
	132.2	177.54	95.2		182.2	21.67	95.9
	133.7	215.63	95.2		183.7	24.21	96.2
	135.2	261.12	95.2		185.2	23.74	96.3
	136.7	316.70	95.2		186.7	23.74	96.4
	138.2	383.12	95.2		188.2	23.91	96.7
	139.7	459.10	95.3		189.7	24.25	96.9
	141.2	541.50	95.3		191.2	24.09	97.0
	142.7	622.73	95.4		192.7	24.73	97.1
	144.2	694.32	95.4		194.2	25.31	97.1
	145.7	751.59	95.4		195.7	25.59	97.1
	147.2	794.61	95.5		197.2	26.07	97.1
	148.7	826.23	95.5		198.7	26.46	97.1
	150.2	849.25	95.5		200.2	27.30	97.1
	151.7	866.37	95.6		201.7	27.55	97.1
	153.2	879.21	95.6		203.2	27.40	97.2
	154.7	889.23	95.6		204.7	27.78	97.2
	156.2	897.26	95.7		206.2	27.99	97.2
	157.7	903.91	95.7		207.7	28.28	97.2
	159.2	909.46	95.7		209.2	28.75	97.2
	160.7	914.22	95.8		210.7	29.59	97.2
	162.2	918.37	95.8		212.2	29.79	97.2
	163.7	921.60	95.8		213.7	29.71	97.3
	165.2	924.88	95.8		215.2	30.28	97.3
	166.7	928.32	95.9		216.7	30.80	97.3
	168.2	930.92	95.9		218.2	31.00	97.3
	169.7	933.48	95.9		219.7	30.89	97.3
	171.2	935.85	96.0		221.2	31.21	97.4
	172.7	937.95	96.0		222.7	31.76	97.4
	174.2	939.87	96.0		223.2	31.79	97.4

Printing every 6 samples

Serial # 8673 Inside				Serial # 8673 Inside			
Comments	Time (Min.)	Pressure (psig)	Temp. (deg F)	Comments	Time (Min.)	Pressure (psig)	Temp. (deg F)
Shut-In(2)	223.5	31.79	97.4		280.0	898.83	99.1
	223.7	31.84	97.4		281.5	900.94	99.1
	224.0	31.84	97.4		283.0	902.97	99.2
	224.2	34.30	97.4		284.5	904.75	99.2
	224.5	36.69	97.4		286.0	906.56	99.2
	226.0	50.44	97.5		287.5	908.25	99.3
	227.5	64.05	97.5		289.0	909.88	99.3
	229.0	80.68	97.6		290.5	911.51	99.3
	230.5	99.77	97.6		292.0	912.91	99.3
	232.0	121.77	97.6		293.5	914.38	99.4
	233.5	147.41	97.7		295.0	915.61	99.4
	235.0	177.15	97.7		296.5	917.01	99.4
	236.5	212.03	97.8		298.0	918.19	99.4
	238.0	252.63	97.9		299.5	919.35	99.5
	239.5	300.29	97.9		301.0	920.56	99.5
	241.0	356.38	98.0		302.5	921.64	99.5
	242.5	420.81	98.1		304.0	922.78	99.5
	244.0	490.70	98.2		305.5	923.75	99.6
	245.5	560.43	98.2		307.0	924.80	99.6
	247.0	624.41	98.3		308.5	925.81	99.6
	248.5	678.89	98.4		310.0	926.73	99.6
	250.0	722.85	98.4		311.5	927.73	99.7
	251.5	756.95	98.5		313.0	928.43	99.7
	253.0	782.94	98.5		314.5	929.32	99.7
	254.5	803.03	98.6		316.0	930.20	99.7
	256.0	818.50	98.6		317.5	931.06	99.7
	257.5	830.82	98.7		319.0	931.78	99.8
	259.0	840.76	98.7		320.5	932.52	99.8
	260.5	848.99	98.7		322.0	933.29	99.8
	262.0	855.85	98.8		323.5	934.04	99.8
	263.5	861.79	98.8		325.0	934.71	99.8
	265.0	867.04	98.8		326.5	935.39	99.9
	266.5	871.68	98.9		328.0	936.07	99.9
	268.0	875.83	98.9		329.5	936.75	99.9
	269.5	879.51	98.9		331.0	937.36	99.9
	271.0	883.27	98.9		332.5	938.06	99.9
	272.5	886.36	99.0		334.0	938.63	100.0
	274.0	888.97	99.0		335.5	939.33	100.0
	275.5	891.68	99.0		337.0	939.72	100.0
	277.0	894.38	99.1		338.5	940.43	100.0
	278.5	896.63	99.1		340.0	940.91	100.0

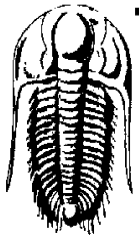
Printing every 6 samples

Serial # 8673 Inside				Serial # 8673 Inside			
Comments	Time (Min.)	Pressure (psig)	Temp. (deg F)	Comments	Time (Min.)	Pressure (psig)	Temp. (deg F)
	341.5	941.48	100.1		396.2	375.36	74.9
	343.0	942.31	100.1		397.7	328.17	73.9
	344.0	942.45	100.1		399.2	285.52	73.1
	344.2	942.51	100.1		400.7	245.25	72.5
End Shut-In(2)	344.5	942.56	100.1		402.2	195.91	71.8
Final Hydro-static	344.7	1497.40	100.5		403.7	165.44	71.2
	345.0	1521.57	100.4		405.2	106.31	70.7
	345.2	1513.81	100.7		406.7	76.28	70.4
	346.7	1553.69	100.9		408.2	64.96	70.3
	348.2	1542.56	100.9		409.7	45.44	70.1
	349.7	1553.61	99.8		411.2	3.75	69.9
	351.2	1534.47	99.3		412.7	3.95	70.0
	352.7	1476.64	98.1		414.2	3.98	70.1
	354.2	1440.15	97.0		415.7	0.01	70.2
	355.7	1426.73	95.8		417.2	0.03	70.1
	357.2	1406.84	94.6		418.7	0.02	70.1
	358.7	1336.87	93.8		420.2	0.05	70.1
	360.2	1315.59	92.3		421.7	0.03	70.1
	361.7	1284.02	91.2		423.2	0.03	70.1
	363.2	1200.03	90.3		424.7	0.05	70.1
	364.7	1194.08	89.1		426.2	0.05	70.1
	366.2	1121.51	88.4		427.7	0.03	70.1
	367.7	1102.61	87.5		429.2	0.00	70.1
	369.2	1070.81	86.9		430.7	0.02	70.1
	370.7	1033.89	86.3		432.2	0.04	70.0
	372.2	980.35	85.8		433.7	0.04	70.0
	373.7	915.76	85.7		435.2	0.07	70.0
	375.2	889.71	85.2		436.7	0.12	70.0
	376.7	858.06	84.9		438.2	0.14	70.0
	378.2	853.21	84.8		439.7	0.07	70.0
	379.7	848.75	84.8		441.2	0.00	70.0
	381.2	783.57	84.8		442.7	-0.02	70.0
	382.7	767.63	84.9		444.2	-0.04	70.0
	384.2	707.44	84.9		445.7	-0.05	70.0
	385.7	676.63	84.5		447.2	-0.02	70.0
	387.2	625.92	81.8		448.7	0.10	69.7
	388.7	583.68	80.4		450.2	0.08	64.8
	390.2	555.26	79.6		451.7	0.53	50.2
	391.7	504.93	78.4		453.2	-0.15	44.5
	393.2	465.31	77.5		454.7	-0.58	41.6
	394.7	402.03	76.2		456.2	-0.67	39.1

Printing every 6 samples

Serial # 8673 Inside				Serial # 6755 Fluid			
Comments	Time (Min.)	Pressure (psig)	Temp. (deg F)	Comments	Time (Min.)	Pressure (psig)	Temp. (deg F)
	457.7	-0.75	37.1				
	459.2	-0.82	35.5				
	460.7	-0.84	34.2				
	462.2	-0.90	32.6				
	463.7	-0.95	31.6				
	465.2	-0.90	30.7				
	465.7	-1.05	30.4				

Printing every 5 samples



**TRILOBITE
TESTING, INC.**

DRILL STEM TESTING - DATA LISTING

Samuel Gary jr & Associates

Younger-Dome #1-2

1515 Wynkoop
Suite 700
Denver, CO. 80202
ATTN: Neil Sharp

2-16s-17w-Rush

Job Ticket: 41716

DST#: 2

Test Start: 2011.03.04 @ 13:30:17

Serial # 6755 Fluid				Serial # 6755 Fluid			
Comments	Time (Min.)	Pressure (psig)	Temp. (deg F)	Comments	Time (Min.)	Pressure (psig)	Temp. (deg F)
	0.0	-0.60	75.0		71.2	-0.45	69.8
	0.2	-0.64	75.0		72.5	-0.40	71.1
	0.3	-0.68	75.0		73.7	-0.34	72.3
	0.5	-0.70	75.0		75.0	-0.29	73.4
	0.7	-0.70	75.0		76.2	-0.27	74.5
	0.8	-0.69	75.0		77.5	-0.23	75.4
	1.0	-0.70	75.0		78.7	-0.21	76.3
	1.2	-0.73	75.0		80.0	-0.17	77.1
	1.3	-0.75	75.0		81.2	-0.11	78.0
	1.5	-0.74	75.0		82.5	-0.05	78.7
	1.7	-0.70	75.0		83.7	0.01	79.4
	1.8	-0.68	75.0		85.0	0.04	80.0
	7.0	-0.57	75.0		86.2	0.09	80.7
	32.0	-1.31	39.3		87.5	0.14	81.3
	47.5	-1.36	39.3		88.7	0.16	81.9
	48.7	-1.50	39.4		90.0	0.20	82.5
	50.0	-1.62	39.4		91.2	0.21	83.1
	51.2	-1.68	39.3		92.5	0.26	83.7
	52.5	-1.61	39.5		93.7	0.30	84.3
	53.7	-1.52	40.2		95.0	0.34	84.9
	55.0	-1.42	42.1		96.2	0.39	85.5
	56.2	-1.28	44.4		97.5	0.42	86.1
	57.5	-1.16	46.8		98.7	0.46	86.7
	58.7	-1.04	49.1		100.0	0.50	87.3
	60.0	-0.97	51.7		101.2	0.52	87.9
	61.2	-0.90	54.3		102.5	0.52	88.6
	62.5	-0.80	56.7		103.7	0.50	89.1
	63.7	-0.72	59.1		105.0	0.51	89.6
	65.0	-0.65	61.2		106.2	0.52	90.1
	66.2	-0.60	63.3		107.5	0.53	90.5
	67.5	-0.56	65.1		108.7	0.52	90.8
	68.7	-0.53	66.8		110.0	0.56	91.1
	70.0	-0.49	68.4		111.2	0.59	91.4

Printing every 5 samples

Serial # 6755				Serial # 6755			
Comments	Time (Min.)	Pressure (psig)	Temp. (deg F)	Comments	Time (Min.)	Pressure (psig)	Temp. (deg F)
	112.5	1.46	92.1		163.7	8.37	95.2
	113.7	3.96	93.5		165.0	8.38	95.2
	115.0	4.63	94.2		166.2	8.38	95.2
	116.2	5.54	94.4		167.5	8.39	95.2
	117.5	6.23	94.5		168.7	8.39	95.3
	118.7	7.10	94.5		170.0	8.38	95.3
	120.0	8.04	94.6		171.2	8.39	95.3
	121.2	8.16	94.7		172.5	8.39	95.3
	122.5	8.18	94.7		173.7	8.41	95.3
	123.7	8.20	94.7		175.0	8.40	95.3
	125.0	8.22	94.7		176.2	8.40	95.4
	126.2	8.21	94.7		177.5	8.40	95.4
	127.5	8.23	94.7		178.7	8.42	95.4
	128.7	8.24	94.8		180.0	8.43	95.4
	130.0	8.25	94.8		181.2	8.46	95.4
	131.2	8.27	94.8		182.5	12.89	95.2
	132.5	8.27	94.8		183.7	13.24	95.4
	133.7	8.28	94.8		185.0	13.91	95.7
	135.0	8.29	94.8		186.2	14.66	96.0
	136.2	8.30	94.8		187.5	14.97	96.1
	137.5	8.29	94.9		188.7	14.70	96.1
	138.7	8.30	94.9		190.0	15.28	96.1
	140.0	8.31	94.9		191.2	15.43	96.2
	141.2	8.32	94.9		192.5	15.24	96.2
	142.5	8.32	94.9		193.7	15.78	96.2
	143.7	8.33	94.9		195.0	15.95	96.3
	145.0	8.33	95.0		196.2	16.17	96.3
	146.2	8.33	95.0		197.5	16.09	96.3
	147.5	8.33	95.0		198.7	16.64	96.3
	148.7	8.34	95.0		200.0	16.87	96.4
	150.0	8.35	95.0		201.2	16.80	96.4
	151.2	8.35	95.0		202.5	17.35	96.4
	152.5	8.35	95.0		203.7	17.23	96.5
	153.7	8.36	95.1		205.0	17.83	96.5
	155.0	8.34	95.1		206.2	17.61	96.5
	156.2	8.34	95.1		207.5	18.27	96.5
	157.5	8.33	95.1		208.7	18.51	96.6
	158.7	8.36	95.1		210.0	18.36	96.6
	160.0	8.37	95.1		211.2	18.78	96.6
	161.2	8.38	95.2		212.5	18.98	96.6
	162.5	8.37	95.2		213.7	19.59	96.7

Printing every 5 samples

Serial # 6755				Serial # 6755			
Comments	Time (Min.)	Pressure (psig)	Temp. (deg F)	Comments	Time (Min.)	Pressure (psig)	Temp. (deg F)
	215.0	19.47	96.7		266.2	20.90	97.6
	216.2	19.77	96.7		267.5	20.89	97.6
	217.5	20.02	96.7		268.7	20.89	97.6
	218.7	20.36	96.7		270.0	20.89	97.6
	220.0	20.52	96.8		271.2	20.89	97.7
	221.2	21.11	96.8		272.5	20.89	97.7
	222.5	21.19	96.8		273.7	20.89	97.7
	223.7	21.18	96.9		275.0	20.91	97.7
	225.0	21.24	97.0		276.2	20.92	97.7
	226.2	21.24	97.0		277.5	20.91	97.7
	227.5	21.21	97.1		278.7	20.90	97.7
	228.7	21.14	97.1		280.0	20.91	97.8
	230.0	21.07	97.1		281.2	20.92	97.8
	231.2	21.05	97.2		282.5	20.90	97.8
	232.5	21.02	97.2		283.7	20.90	97.8
	233.7	21.02	97.2		285.0	20.90	97.8
	235.0	20.99	97.2		286.2	20.90	97.8
	236.2	20.98	97.2		287.5	20.91	97.8
	237.5	20.96	97.3		288.7	20.90	97.8
	238.7	20.94	97.3		290.0	20.90	97.9
	240.0	20.93	97.3		291.2	20.90	97.9
	241.2	20.92	97.3		292.5	20.91	97.9
	242.5	20.92	97.3		293.7	20.92	97.9
	243.7	20.92	97.3		295.0	20.92	97.9
	245.0	20.92	97.4		296.2	20.91	97.9
	246.2	20.90	97.4		297.5	20.92	98.0
	247.5	20.89	97.4		298.7	20.93	98.0
	248.7	20.90	97.4		300.0	20.95	98.0
	250.0	20.91	97.4		301.2	20.94	98.0
	251.2	20.91	97.4		302.5	20.94	98.0
	252.5	20.91	97.4		303.7	20.93	98.0
	253.7	20.90	97.5		305.0	20.93	98.0
	255.0	20.90	97.5		306.2	20.94	98.0
	256.2	20.90	97.5		307.5	20.95	98.1
	257.5	20.91	97.5		308.7	20.97	98.1
	258.7	20.90	97.5		310.0	20.97	98.1
	260.0	20.88	97.5		311.2	20.97	98.1
	261.2	20.88	97.5		312.5	20.96	98.1
	262.5	20.88	97.6		313.7	20.96	98.1
	263.7	20.89	97.6		315.0	20.97	98.2
	265.0	20.89	97.6		316.2	20.99	98.2

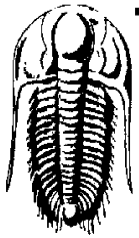
Printing every 5 samples

Serial # 6755				Serial # 6755			
Comments	Time (Min.)	Pressure (psig)	Temp. (deg F)	Comments	Time (Min.)	Pressure (psig)	Temp. (deg F)
	317.5	21.00	98.2		368.7	19.66	95.5
	318.7	21.00	98.2		370.0	20.95	95.2
	320.0	20.99	98.2		371.2	20.92	94.7
	321.2	20.99	98.2		372.5	20.90	94.2
	322.5	20.97	98.2		373.7	17.30	93.7
	323.7	20.97	98.3		375.0	20.84	93.3
	325.0	20.97	98.3		376.2	20.56	92.8
	326.2	20.99	98.3		377.5	20.65	92.4
	327.5	20.99	98.3		378.7	20.40	92.0
	328.7	21.00	98.3		380.0	20.47	91.7
	330.0	21.00	98.3		381.2	21.81	91.8
	331.2	21.01	98.3		382.5	21.27	92.1
	332.5	21.01	98.4		383.7	20.68	92.2
	333.7	20.99	98.4		385.0	20.58	92.1
	335.0	20.99	98.4		386.2	20.61	91.7
	336.2	21.00	98.4		387.5	20.54	91.0
	337.5	21.01	98.4		388.7	19.44	90.4
	338.7	21.00	98.4		390.0	20.46	89.7
	340.0	20.99	98.4		391.2	20.30	89.0
	341.2	21.00	98.5		392.5	20.29	88.3
	342.5	21.02	98.5		393.7	21.12	87.5
	343.7	21.08	98.5		395.0	20.37	86.7
	345.0	21.12	98.5		396.2	20.41	85.9
	346.2	21.23	98.5		397.5	20.23	85.2
	347.5	21.35	98.5		398.7	20.21	84.4
	348.7	21.47	98.5		400.0	20.22	83.7
	350.0	21.50	98.5		401.2	20.76	83.0
	351.2	20.82	98.4		402.5	20.00	82.5
	352.5	21.48	98.4		403.7	20.00	81.7
	353.7	21.34	98.4		405.0	20.01	81.1
	355.0	21.45	98.3		406.2	19.94	80.5
	356.2	21.45	98.2		407.5	19.91	79.9
	357.5	21.58	98.1		408.7	19.93	79.4
	358.7	22.98	97.9		410.0	19.96	79.0
	360.0	22.18	97.6		411.2	20.10	78.7
	361.2	21.29	97.3		412.5	4.93	78.5
	362.5	28.18	97.0		413.7	-0.92	79.3
	363.7	21.13	96.8		415.0	-0.66	65.3
	365.0	21.13	96.5		416.2	-1.04	56.7
	366.2	21.07	96.2		417.5	-0.96	39.4
	367.5	20.48	95.9		418.7	-1.51	36.7

Printing every 5 samples

Serial # 6755 Fluid				Serial # 6668 Outside			
Comments	Time (Min.)	Pressure (psig)	Temp. (deg F)	Comments	Time (Min.)	Pressure (psig)	Temp. (deg F)
	420.0	-1.57	35.7				
	421.2	-1.60	35.2				
	422.5	-1.63	35.0				
	423.7	-1.64	34.9				
	425.0	-1.66	34.8				
	426.2	-1.64	34.8				
	427.5	-1.65	34.7				
	428.7	-1.65	34.7				
	430.0	-1.65	34.6				
	431.2	-1.67	34.6				
	432.5	-1.68	34.5				
	433.7	-1.69	34.4				
	435.0	-1.68	34.3				
	436.2	-1.70	34.2				
	437.5	-1.71	34.2				
	438.7	-1.70	34.1				
	440.0	-1.70	34.1				
	441.2	-1.68	34.1				
	442.5	-1.67	34.0				
	443.7	-1.67	34.0				
	445.0	-1.69	34.1				
	446.2	-1.69	34.0				
	447.5	-1.69	34.0				
	448.7	-1.71	33.9				
	450.0	-1.70	33.8				
	451.2	-1.70	33.8				
	452.5	-1.69	33.8				
	453.7	-1.70	33.8				
	455.0	-1.70	33.8				
	456.2	-1.71	33.7				
	457.5	-1.72	33.7				
	458.7	-1.86	33.7				
	460.0	-1.70	33.6				
	461.2	-2.18	33.2				
	462.5	-2.15	31.1				
	463.7	-2.15	30.1				
	465.0	-2.35	29.1				
	465.5	-2.43	28.8				

Printing every 5 samples



**TRILOBITE
TESTING, INC.**

DRILL STEM TESTING - DATA LISTING

Samuel Gary jr & Associates

Younger-Dome #1-2

1515 Wynkoop
Suite 700
Denver, CO. 80202
ATTN: Neil Sharp

2-16s-17w-Rush

Job Ticket: 41716

DST#: 2

Test Start: 2011.03.04 @ 13:30:17

Serial # 6668 Outside				Serial # 6668 Outside			
Comments	Time (Min.)	Pressure (psig)	Temp. (deg F)	Comments	Time (Min.)	Pressure (psig)	Temp. (deg F)
	0.0	-0.64	76.3		57.0	106.12	77.3
	0.2	-0.70	76.8		58.2	136.03	77.0
	0.3	-0.75	77.1		59.5	196.09	78.5
	0.5	-0.80	77.2		60.7	226.13	80.3
	0.7	-0.82	77.2		62.0	256.92	81.1
	0.8	-0.82	77.2		63.2	316.15	81.7
	1.0	-0.83	77.2		64.5	346.36	82.4
	1.2	-0.84	77.2		65.7	432.31	82.9
	1.3	-0.85	77.1		67.0	436.58	83.2
	1.5	-0.87	77.1		68.2	466.33	83.6
	1.7	-0.87	77.1		69.5	539.07	83.8
	1.8	-0.88	77.1		70.7	526.11	84.1
	7.0	-0.81	77.1		72.0	556.31	84.2
	32.0	-0.46	38.7		73.2	607.73	84.4
	33.2	-0.90	40.9		74.5	647.00	84.7
	34.5	-0.88	41.1		75.7	668.20	84.9
	35.7	-0.86	41.6		77.0	737.37	85.2
	37.0	-0.74	41.9		78.2	767.94	85.6
	38.2	-0.18	43.5		79.5	872.55	86.0
	39.5	-0.49	50.9		80.7	858.67	86.2
	40.7	-0.45	59.4		82.0	917.41	86.6
	42.0	12.96	68.1		83.2	949.95	86.7
	43.2	13.31	72.1		84.5	1008.08	87.0
	44.5	13.47	73.3		85.7	1041.15	87.3
	45.7	13.48	74.1		87.0	1150.40	87.7
	47.0	13.51	74.8		88.2	1132.63	88.0
	48.2	13.52	75.3		89.5	1237.42	88.4
	49.5	13.56	75.8		90.7	1223.96	88.8
	50.7	13.51	76.2		92.0	1335.49	89.3
	52.0	15.85	77.1		93.2	1329.42	89.7
	53.2	45.36	78.0		94.5	1347.26	90.2
	54.5	77.12	78.5		95.7	1376.18	90.5
	55.7	110.13	78.5		97.0	1438.74	91.0

Printing every 5 samples

Serial # 6668 Outside				Serial # 6668 Outside			
Comments	Time (Min.)	Pressure (psig)	Temp. (deg F)	Comments	Time (Min.)	Pressure (psig)	Temp. (deg F)
	98.2	1493.30	91.6		149.5	827.54	96.1
	99.5	1498.66	92.1		150.7	846.96	96.1
	100.7	1527.79	92.8		152.0	861.87	96.2
	102.0	1553.68	93.3		153.2	873.79	96.2
	103.2	1575.97	93.7		154.5	883.22	96.2
	104.5	1568.05	93.8		155.7	891.07	96.3
	105.7	1561.62	93.9		157.0	897.54	96.3
	107.0	1555.62	93.9		158.2	903.07	96.3
	108.2	1556.65	93.9		159.5	907.76	96.4
	109.5	1513.12	93.9		160.7	912.08	96.4
	110.7	1588.34	94.3		162.0	915.74	96.5
	112.0	18.54	94.6		163.2	919.11	96.5
	113.2	21.38	94.9		164.5	921.55	96.5
	114.5	17.32	95.0		165.7	924.37	96.6
	115.7	17.16	95.1		167.0	927.01	96.6
	117.0	18.05	95.1		168.2	929.53	96.7
	118.2	18.29	95.1		169.5	931.80	96.7
	119.5	18.51	95.1		170.7	933.98	96.7
	120.7	18.50	95.2		172.0	935.79	96.8
	122.0	21.02	95.3		173.2	937.40	96.8
	123.2	33.47	95.4		174.5	939.10	96.8
	124.5	46.56	95.5		175.7	940.68	96.9
	125.7	60.66	95.5		177.0	942.14	96.9
	127.0	76.19	95.5		178.2	943.52	96.9
	128.2	92.80	95.6		179.5	944.81	97.0
	129.5	111.65	95.6		180.7	946.04	97.0
	130.7	132.69	95.6		182.0	34.08	96.8
	132.0	156.86	95.6		183.2	22.68	96.9
	133.2	185.38	95.6		184.5	23.97	96.9
	134.5	217.84	95.6		185.7	23.62	96.9
	135.7	255.62	95.7		187.0	23.50	96.9
	137.0	299.91	95.7		188.2	23.61	97.0
	138.2	352.18	95.7		189.5	23.82	97.0
	139.5	411.50	95.7		190.7	23.73	97.0
	140.7	477.00	95.8		192.0	23.93	97.1
	142.0	546.04	95.8		193.2	24.43	97.1
	143.2	613.99	95.9		194.5	24.81	97.1
	144.5	675.58	95.9		195.7	25.20	97.2
	145.7	727.85	95.9		197.0	25.57	97.2
	147.0	769.65	96.0		198.2	26.19	97.3
	148.2	802.51	96.0		199.5	26.43	97.3

Printing every 5 samples

Serial # 6668 Outside				Serial # 6668 Outside			
Comments	Time (Min.)	Pressure (psig)	Temp. (deg F)	Comments	Time (Min.)	Pressure (psig)	Temp. (deg F)
	200.7	26.79	97.3		252.0	753.85	99.1
	202.0	27.32	97.4		253.2	776.66	99.1
	203.2	27.52	97.4		254.5	794.97	99.2
	204.5	27.78	97.4		255.7	809.69	99.2
	205.7	27.63	97.5		257.0	821.59	99.3
	207.0	27.87	97.5		258.2	831.54	99.3
	208.2	28.11	97.6		259.5	839.88	99.4
	209.5	28.19	97.6		260.7	846.87	99.4
	210.7	29.33	97.6		262.0	853.01	99.4
	212.0	29.13	97.7		263.2	858.34	99.5
	213.2	29.68	97.7		264.5	863.08	99.5
	214.5	29.51	97.8		265.7	867.33	99.6
	215.7	29.97	97.8		267.0	871.22	99.6
	217.0	30.56	97.8		268.2	874.71	99.6
	218.2	30.39	97.9		269.5	877.92	99.7
	219.5	30.93	97.9		270.7	880.79	99.7
	220.7	30.78	98.0		272.0	883.96	99.7
	222.0	31.08	98.0		273.2	886.20	99.8
	223.2	31.51	98.0		274.5	888.86	99.8
	224.5	31.55	98.1		275.7	891.00	99.8
	225.7	42.00	98.1		277.0	893.16	99.9
	227.0	53.23	98.2		278.2	895.08	99.9
	228.2	64.82	98.2		279.5	897.06	99.9
	229.5	78.55	98.2		280.7	898.99	100.0
	230.7	94.19	98.3		282.0	900.66	100.0
	232.0	111.35	98.3		283.2	902.35	100.0
	233.2	131.14	98.4		284.5	903.84	100.0
	234.5	153.74	98.4		285.7	905.49	100.1
	235.7	179.22	98.5		287.0	906.82	100.1
	237.0	208.18	98.5		288.2	908.28	100.1
	238.2	240.87	98.5		289.5	909.65	100.2
	239.5	278.39	98.6		290.7	910.92	100.2
	240.7	321.29	98.6		292.0	912.17	100.2
	242.0	370.49	98.7		293.2	913.45	100.2
	243.2	425.06	98.7		294.5	914.55	100.3
	244.5	483.29	98.8		295.7	915.64	100.3
	245.7	541.89	98.8		297.0	916.77	100.3
	247.0	597.49	98.9		298.2	917.80	100.3
	248.2	647.34	99.0		299.5	918.73	100.4
	249.5	689.99	99.0		300.7	919.89	100.4
	250.7	725.25	99.1		302.0	920.64	100.4

Printing every 5 samples

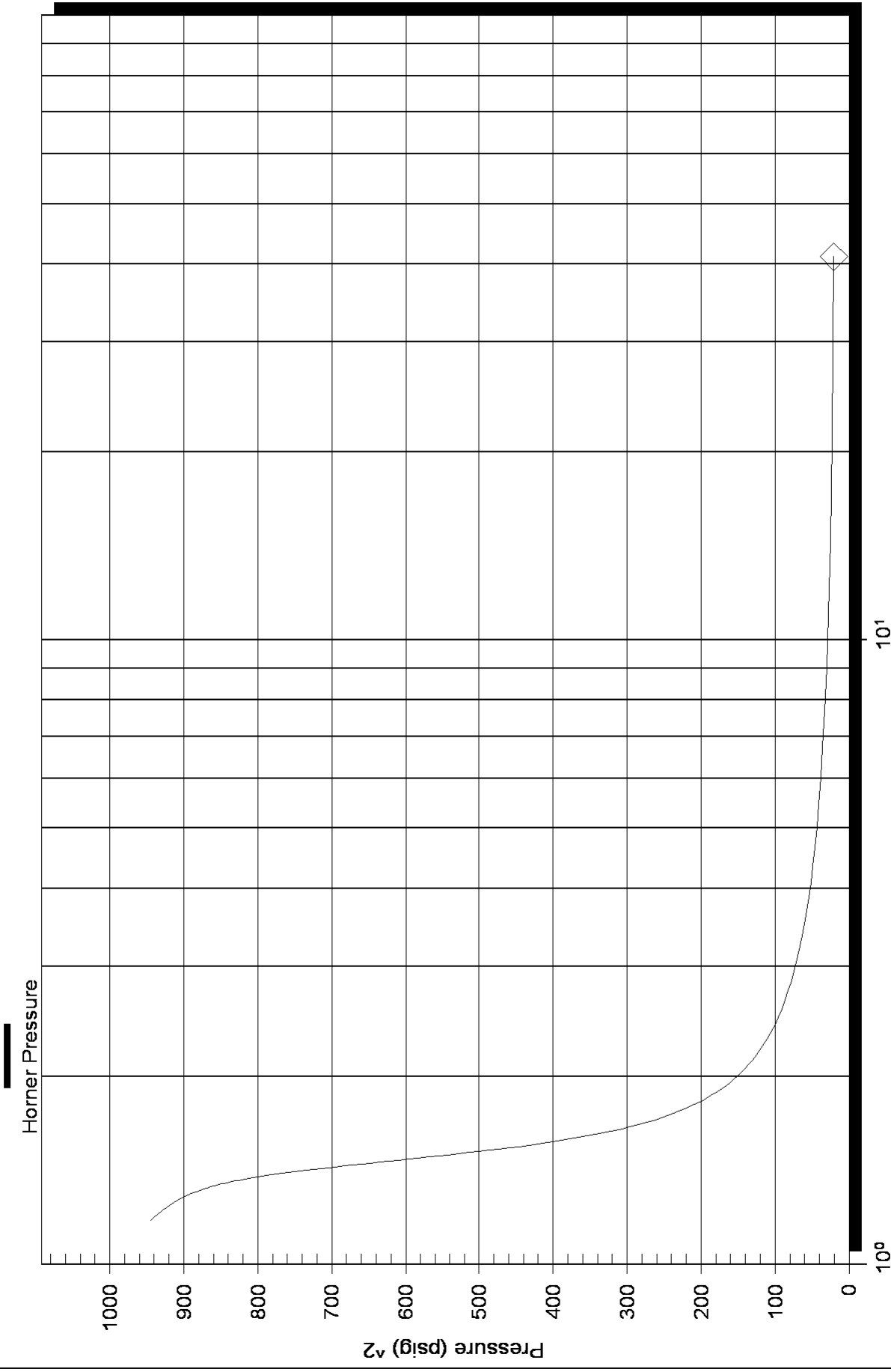
Serial # 6668 Outside				Serial # 6668 Outside			
Comments	Time (Min.)	Pressure (psig)	Temp. (deg F)	Comments	Time (Min.)	Pressure (psig)	Temp. (deg F)
	303.2	921.56	100.5		354.5	1494.91	98.5
	304.5	922.57	100.5		355.7	1466.56	97.7
	305.7	923.48	100.5		357.0	1435.67	96.7
	307.0	924.19	100.5		358.2	1364.80	95.8
	308.2	925.17	100.6		359.5	1322.13	95.0
	309.5	925.99	100.6		360.7	1328.16	94.0
	310.7	926.65	100.6		362.0	1285.54	92.9
	312.0	927.41	100.6		363.2	1254.89	91.9
	313.2	928.22	100.6		364.5	1223.23	91.0
	314.5	928.95	100.7		365.7	1159.57	90.2
	315.7	929.56	100.7		367.0	1118.91	89.6
	317.0	930.33	100.7		368.2	1124.99	88.9
	318.2	930.96	100.7		369.5	1072.53	88.2
	319.5	931.61	100.8		370.7	1041.19	87.6
	320.7	932.34	100.8		372.0	1009.96	87.1
	322.0	932.86	100.8		373.2	953.26	86.7
	323.2	933.46	100.8		374.5	903.25	86.5
	324.5	934.23	100.8		375.7	889.77	86.1
	325.7	934.72	100.9		377.0	858.93	85.8
	327.0	935.22	100.9		378.2	854.98	85.7
	328.2	935.85	100.9		379.5	851.22	85.6
	329.5	936.42	100.9		380.7	823.24	85.6
	330.7	936.96	100.9		382.0	783.07	85.5
	332.0	937.52	101.0		383.2	767.28	85.5
	333.2	938.03	101.0		384.5	736.88	85.5
	334.5	938.54	101.0		385.7	705.82	85.5
	335.7	938.96	101.0		387.0	643.37	84.9
	337.0	939.46	101.0		388.2	619.80	83.1
	338.2	939.98	101.1		389.5	586.45	81.7
	339.5	940.44	101.1		390.7	555.04	80.8
	340.7	940.90	101.1		392.0	524.81	79.9
	342.0	941.35	101.1		393.2	461.99	79.1
	343.2	941.79	101.1		394.5	441.48	78.1
	344.5	942.34	101.2		395.7	404.98	76.8
	345.7	1504.07	101.4		397.0	375.14	75.7
	347.0	1559.33	101.6		398.2	344.55	74.9
	348.2	1546.02	101.6		399.5	285.32	74.2
	349.5	1569.06	101.5		400.7	255.10	73.5
	350.7	1549.93	100.8		402.0	225.32	72.8
	352.0	1535.70	100.4		403.2	195.15	72.3
	353.2	1525.38	99.6		404.5	151.61	71.8

Printing every 5 samples

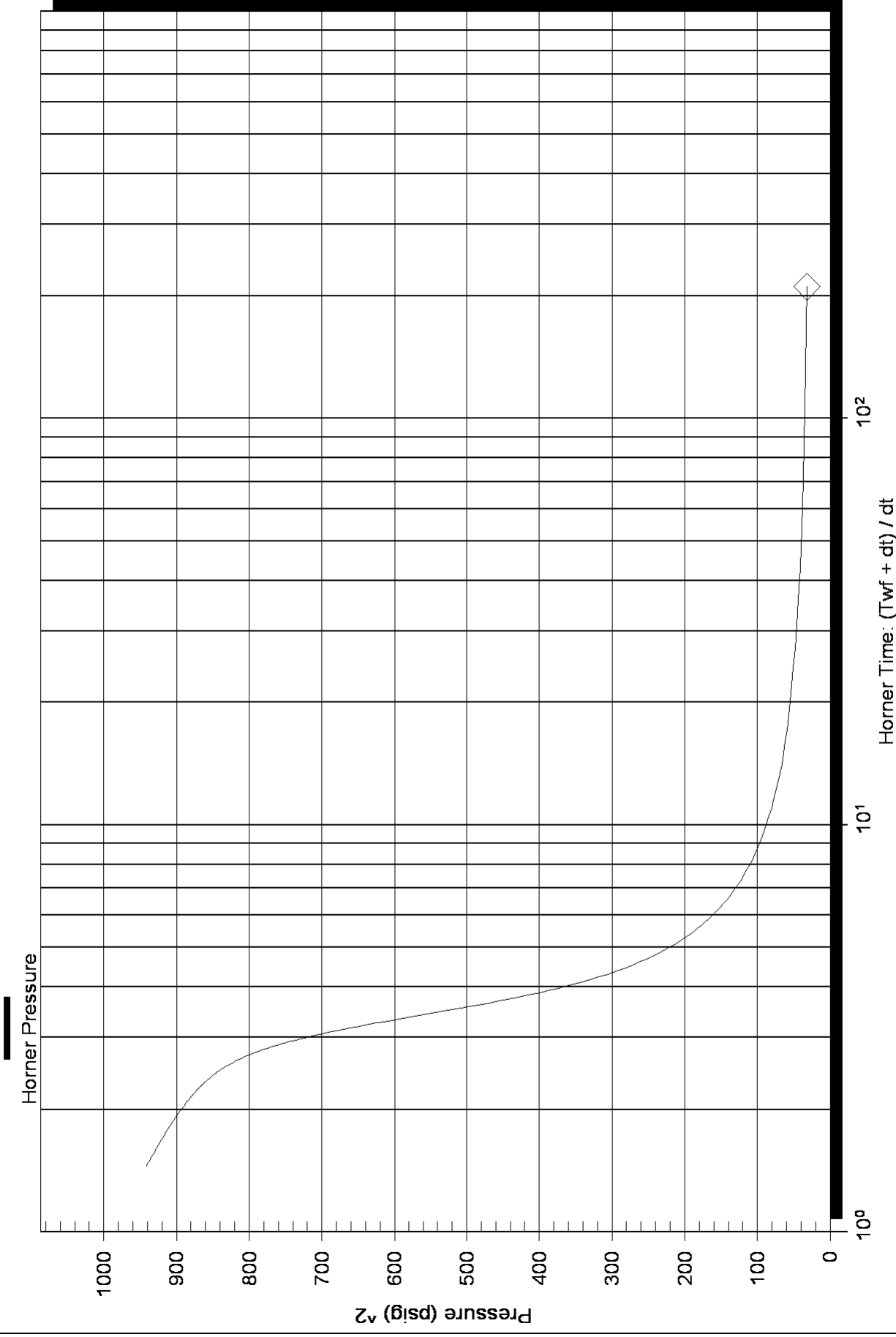
Serial # 6668 Outside				Serial # 6668 Outside			
Comments	Time (Min.)	Pressure (psig)	Temp. (deg F)	Comments	Time (Min.)	Pressure (psig)	Temp. (deg F)
	405.7	105.45	71.3		457.0	-0.61	33.7
	407.0	78.34	71.0		458.2	-0.63	33.5
	408.2	75.41	70.8		459.5	-0.69	33.4
	409.5	45.46	70.6		460.7	-0.75	33.3
	410.7	43.46	70.5		462.0	-0.76	32.6
	412.0	3.45	70.3		463.2	-0.76	31.0
	413.2	3.52	70.3		464.5	-0.71	30.3
	414.5	3.53	70.4		465.7	-0.80	30.1
	415.7	-1.16	70.3		466.7	-0.79	30.0
	417.0	-1.15	70.4				
	418.2	-1.11	70.4				
	419.5	-1.13	70.4				
	420.7	-1.14	70.4				
	422.0	-1.15	70.4				
	423.2	-1.14	70.4				
	424.5	-1.14	70.4				
	425.7	-1.13	70.4				
	427.0	-1.15	70.4				
	428.2	-1.17	70.4				
	429.5	-1.18	70.3				
	430.7	-1.14	70.3				
	432.0	-1.12	70.3				
	433.2	-1.13	70.3				
	434.5	-1.14	70.3				
	435.7	-1.14	70.3				
	437.0	-1.12	70.3				
	438.2	-0.31	70.3				
	439.5	-0.29	70.3				
	440.7	-0.26	70.3				
	442.0	-1.12	70.3				
	443.2	-1.14	70.3				
	444.5	-1.16	70.3				
	445.7	-1.16	70.3				
	447.0	-1.15	70.3				
	448.2	-1.12	70.3				
	449.5	-1.01	70.2				
	450.7	-0.92	67.9				
	452.0	-0.50	63.3				
	453.2	-0.27	37.9				
	454.5	-0.53	35.1				
	455.7	-0.59	34.2				

Printing every 5 samples

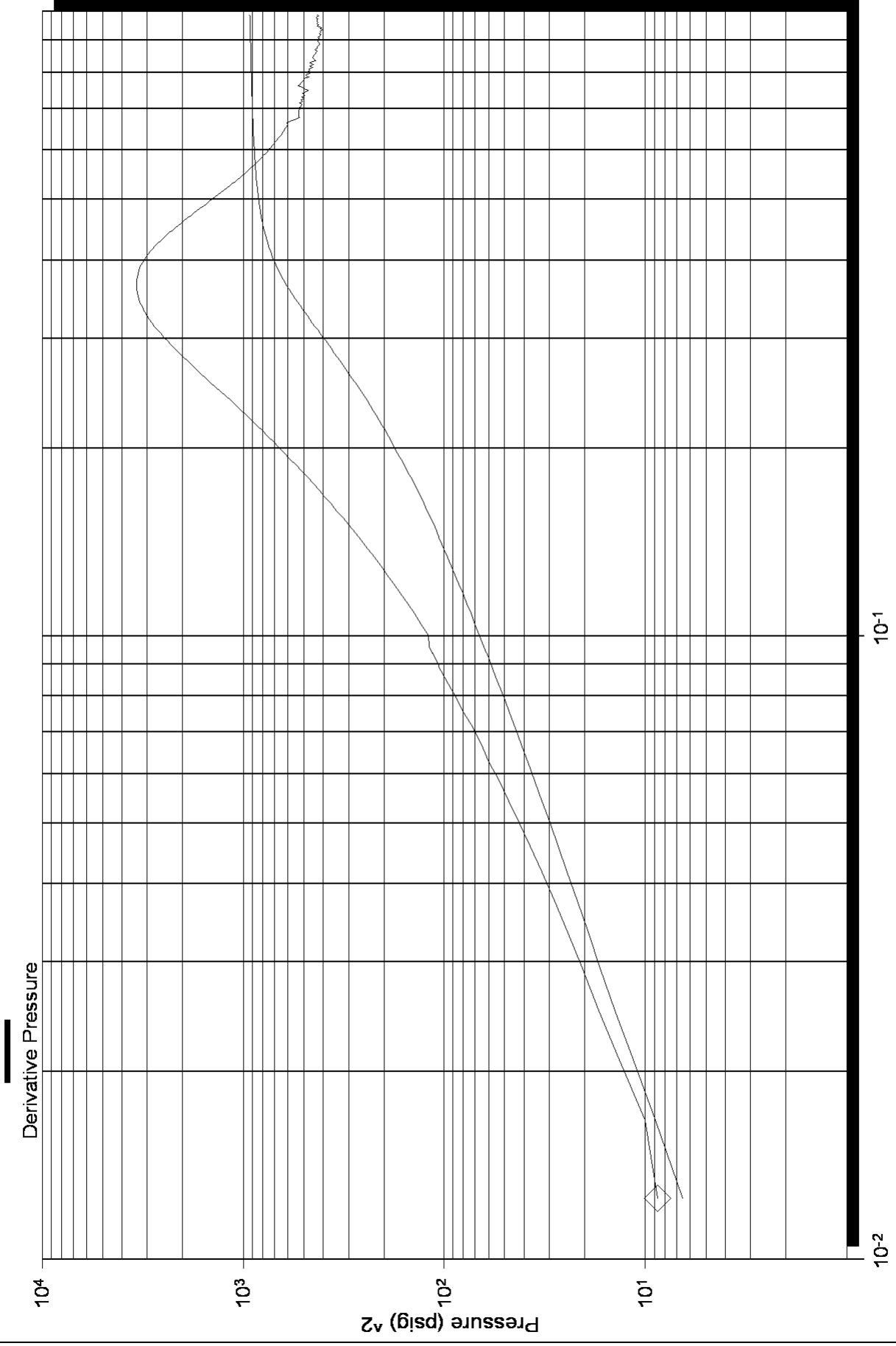
Homer Plot



Homer Plot



Log-Log and Pseudo-Derivative



Log-Log and Pseudo-Derivative

