



DRILL STEM TEST REPORT

Prepared For: **Samuel Gary jr & Associates**

1515 Wynkoop
Suite 700
Denver, CO. 80202

ATTN: Neil Sharp

2-16s-17w Rush KS

Younger-Dome #1-2

Start Date: 2011.03.07 @ 19:44:33

End Date: 2011.03.08 @ 03:37:18

Job Ticket #: 41720 DST #: 5

Trilobite Testing, Inc
PO Box 362 Hays, KS 67601
ph: 785-625-4778 fax: 785-625-5620



**TRILOBITE
TESTING, INC**

DRILL STEM TEST REPORT

Samuel Gary jr & Associates

Younger-Dome #1-2

1515 Wynkoop
Suite 700
Denver, CO. 80202
ATTN: Neil Sharp

2-16s-17w Rush KS

Job Ticket: 41720

DST#: 5

Test Start: 2011.03.07 @ 19:44:33

GENERAL INFORMATION:

Formation: **Abuckle**

Deviated: No Whipstock: ft (KB)

Time Tool Opened: 22:02:33

Time Test Ended: 03:37:18

Test Type: Conventional Bottom Hole

Tester: JasonMcLemore

Unit No: 54

Interval: 3510.00 ft (KB) To 3518.00 ft (KB) (TVD)

Reference Elevations: 1913.00 ft (KB)

Total Depth: 3518.00 ft (KB) (TVD)

1903.00 ft (CF)

Hole Diameter: 7.80 inches Hole Condition: Good

KB to GR/CF: 10.00 ft

Serial #: 8673 Inside

Press @RunDepth: 22.84 psig @ 3515.00 ft (KB)

Capacity: 8000.00 psig

Start Date: 2011.03.07

End Date:

2011.03.08

Last Calib.:

2011.03.08

Start Time:

19:44:35

End Time:

03:37:18

Time On Btm:

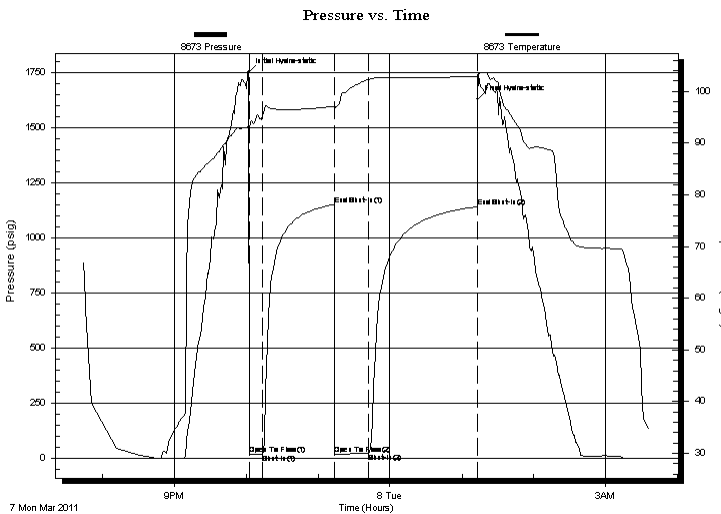
2011.03.07 @ 22:02:18

Time Off Btm:

2011.03.08 @ 01:13:03

TEST COMMENT: IFP-10 Min.-Weak,Built to 1"
ISI-60 Min.-Dead
FFP-30 Min.-WeakBuilt to 1"
FSI-90 Min.-Dead

PRESSURE SUMMARY



Time (Min.)	Pressure (psig)	Temp (deg F)	Annotation
0	1752.56	93.14	Initial Hydro-static
1	17.49	92.52	Open To Flow (1)
12	18.23	95.61	Shut-In(1)
71	1153.04	97.09	End Shut-In(1)
72	19.50	96.47	Open To Flow (2)
100	22.84	102.32	Shut-In(2)
191	1143.14	102.92	End Shut-In(2)
191	1629.45	103.20	Final Hydro-static

Recovery

Length (ft)	Description	Volume (bbl)
15.00	Muddy Wtr W/Oil Scum-1%O-94%W-5%N0.21	

Gas Rates

Choke (inches)	Pressure (psig)	Gas Rate (Mcf/d)



TRILOBITE TESTING, INC

DRILL STEM TEST REPORT

Samuel Gary jr & Associates

Younger-Dome #1-2

1515 Wynkoop
Suite 700
Denver, CO. 80202
ATTN: Neil Sharp

2-16s-17w Rush KS

Job Ticket: 41720 **DST#: 5**
Test Start: 2011.03.07 @ 19:44:33

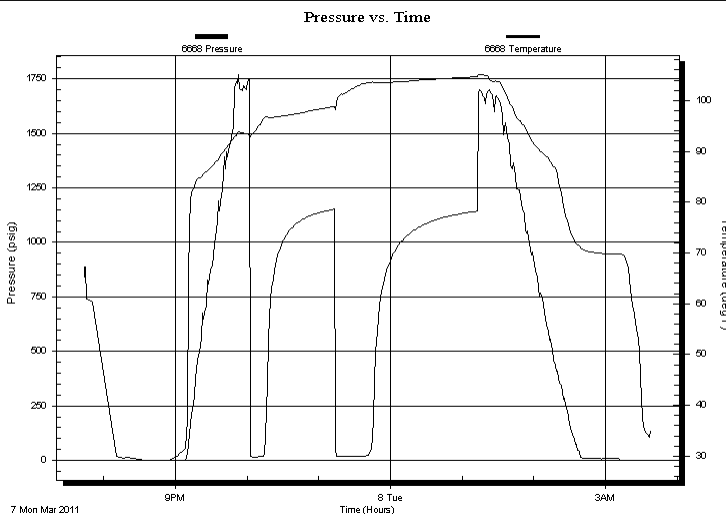
GENERAL INFORMATION:

Formation: Abuckle		Test Type: Conventional Bottom Hole
Deviated: No Whipstock: ft (KB)		Tester: JasonMcLemore
Time Tool Opened: 22:02:33		Unit No: 54
Time Test Ended: 03:37:18		
Interval: 3510.00 ft (KB) To 3518.00 ft (KB) (TVD)		Reference Elevations: 1913.00 ft (KB)
Total Depth: 3518.00 ft (KB) (TVD)		1903.00 ft (CF)
Hole Diameter: 7.80 inches Hole Condition: Good		KB to GR/CF: 10.00 ft

Serial #: 6668 Outside

Press @RunDepth: psig @ 3515.00 ft (KB)	Capacity: 8000.00 psig
Start Date: 2011.03.07 End Date: 2011.03.08	Last Calib.: 2011.03.08
Start Time: 19:44:05 End Time: 03:37:48	Time On Btm:
	Time Off Btm:

TEST COMMENT: IFP-10 Min.-Weak,Built to 1"
ISI-60 Min.-Dead
FFP-30 Min.-WeakBuilt to 1"
FSI-90 Min.-Dead



PRESSURE SUMMARY

Time (Min.)	Pressure (psig)	Temp (deg F)	Annotation

Recovery

Length (ft)	Description	Volume (bbl)
15.00	Muddy Wtr W/Oil Scum-1%O-94%W-5%N0.21	

Gas Rates

	Choke (inches)	Pressure (psig)	Gas Rate (Mcf/d)



**TRILOBITE
TESTING, INC**

DRILL STEM TEST REPORT

TOOL DIAGRAM

Samuel Gary jr & Associates

Younger-Dome #1-2

1515 Wynkoop
Suite 700
Denver, CO. 80202
ATTN: Neil Sharp

2-16s-17w Rush KS

Job Ticket: 41720

DST#: 5

Test Start: 2011.03.07 @ 19:44:33

Tool Information

Drill Pipe:	Length: 3503.00 ft	Diameter: 3.80 inches	Volume: 49.14 bbl	Tool Weight: 2000.00 lb
Heavy Wt. Pipe:	Length: 0.00 ft	Diameter: 2.70 inches	Volume: 0.00 bbl	Weight set on Packer: 25000.00 lb
Drill Collar:	Length: 0.00 ft	Diameter: 2.25 inches	Volume: 0.00 bbl	Weight to Pull Loose: 50000.00 lb
			<u>Total Volume: 49.14 bbl</u>	Tool Chased 0.00 ft
Drill Pipe Above KB:	28.00 ft			String Weight: Initial 41000.00 lb
Depth to Top Packer:	3510.00 ft			Final 41000.00 lb
Depth to Bottom Packer:	ft			
Interval between Packers:	8.00 ft			
Tool Length:	43.00 ft			
Number of Packers:	2	Diameter: 6.75 inches		

Tool Comments:

Tool Description

Tool Description	Length (ft)	Serial No.	Position	Depth (ft)	Accum. Lengths
Recorder	0.00	6755	Fluid	3475.00	
Change Over Sub	5.00			3480.00	
Shut In Tool	5.00			3485.00	
Sampler	3.00			3488.00	
Hydraulic tool	5.00			3493.00	
Jars	5.00			3498.00	
Safety Joint	2.00			3500.00	
Packer	5.00			3505.00	35.00 Bottom Of Top Packer
Packer	5.00			3510.00	
Stubb	1.00			3511.00	
Perforations	4.00			3515.00	
Recorder	0.00	8673	Inside	3515.00	
Recorder	0.00	6668	Outside	3515.00	
Bullnose	3.00			3518.00	8.00 Bottom Packers & Anchor

Total Tool Length: 43.00



**TRILOBITE
TESTING, INC**

DRILL STEM TEST REPORT

FLUID SUMMARY

Samuel Gary jr & Associates

Younger-Dome #1-2

1515 Wynkoop
Suite 700
Denver, CO. 80202
ATTN: Neil Sharp

2-16s-17w Rush KS

Job Ticket: 41720

DST#: 5

Test Start: 2011.03.07 @ 19:44:33

Mud and Cushion Information

Mud Type: Gel Chem

Cushion Type:

Oil API:

deg API

Mud Weight: 9.00 lb/gal

Cushion Length:

ft

Water Salinity:

35000 ppm

Viscosity: 68.00 sec/qt

Cushion Volume:

bbf

Water Loss: 9.99 in³

Gas Cushion Type:

Resistivity: ohm.m

Gas Cushion Pressure:

psig

Salinity: 8300.00 ppm

Filter Cake: inches

Recovery Information

Recovery Table

Length ft	Description	Volume bbf
15.00	Muddy Wtr W/Oil Scum-1%O-94%W-5%M	0.210

Total Length: 15.00 ft Total Volume: 0.210 bbf

Num Fluid Samples: 0

Num Gas Bombs: 0

Serial #:

Laboratory Name:

Laboratory Location:

Recovery Comments: Sampler-110#, 2500ml Salt Wtr-500ml Mud



**TRILOBITE
TESTING, INC.**

DRILL STEM TEST REPORT

GAS RATES

Samuel Gary jr & Associates

Younger-Dome #1-2

1515 Wynkoop
Suite 700
Denver, CO. 80202
ATTN: Neil Sharp

2-16s-17w Rush KS

Job Ticket: 41720

DST#: 5

Test Start: 2011.03.07 @ 19:44:33

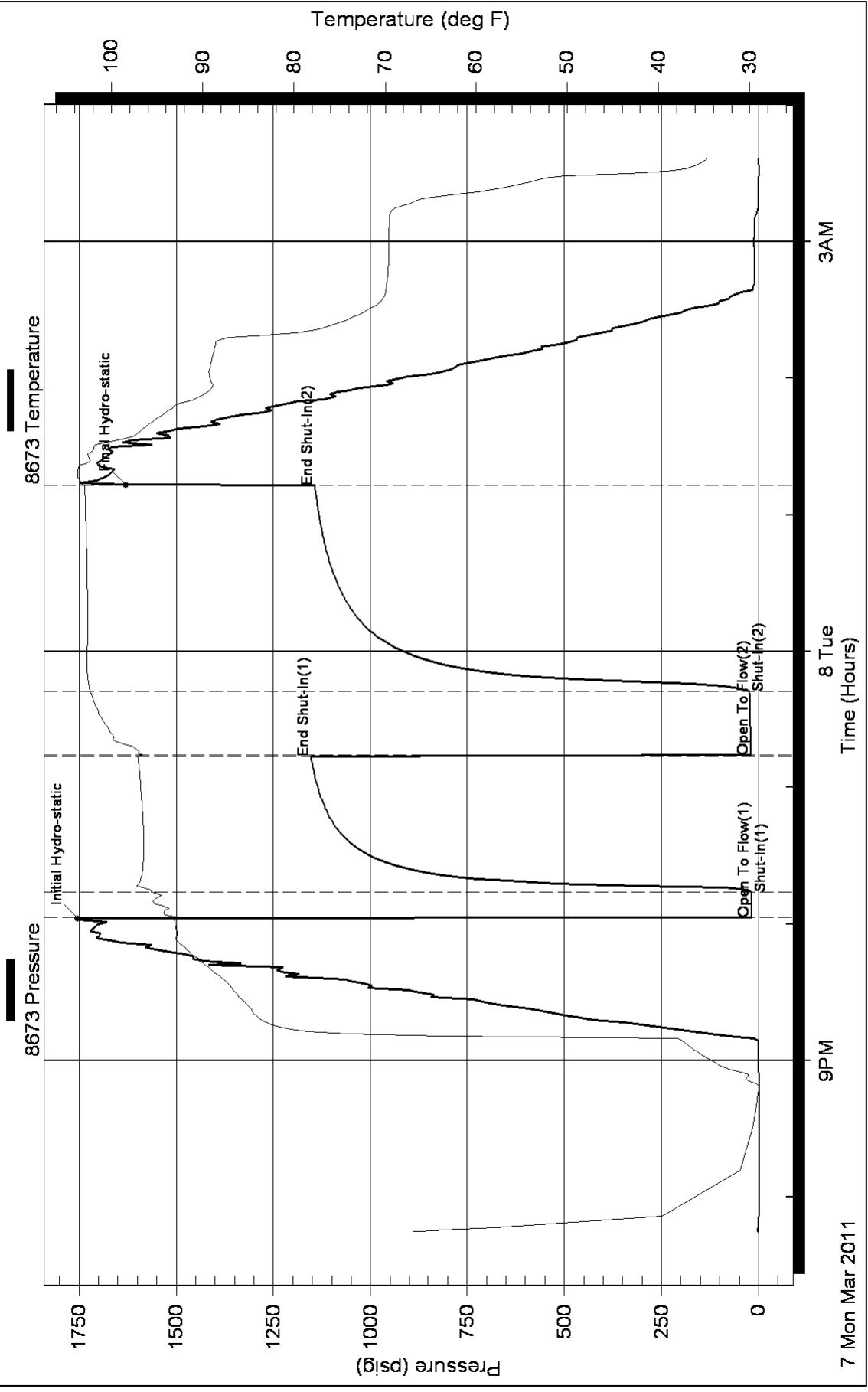
Gas Rates Information

Temperature: 59 deg C
Relative Density: 0.65
Z Factor: 0.8

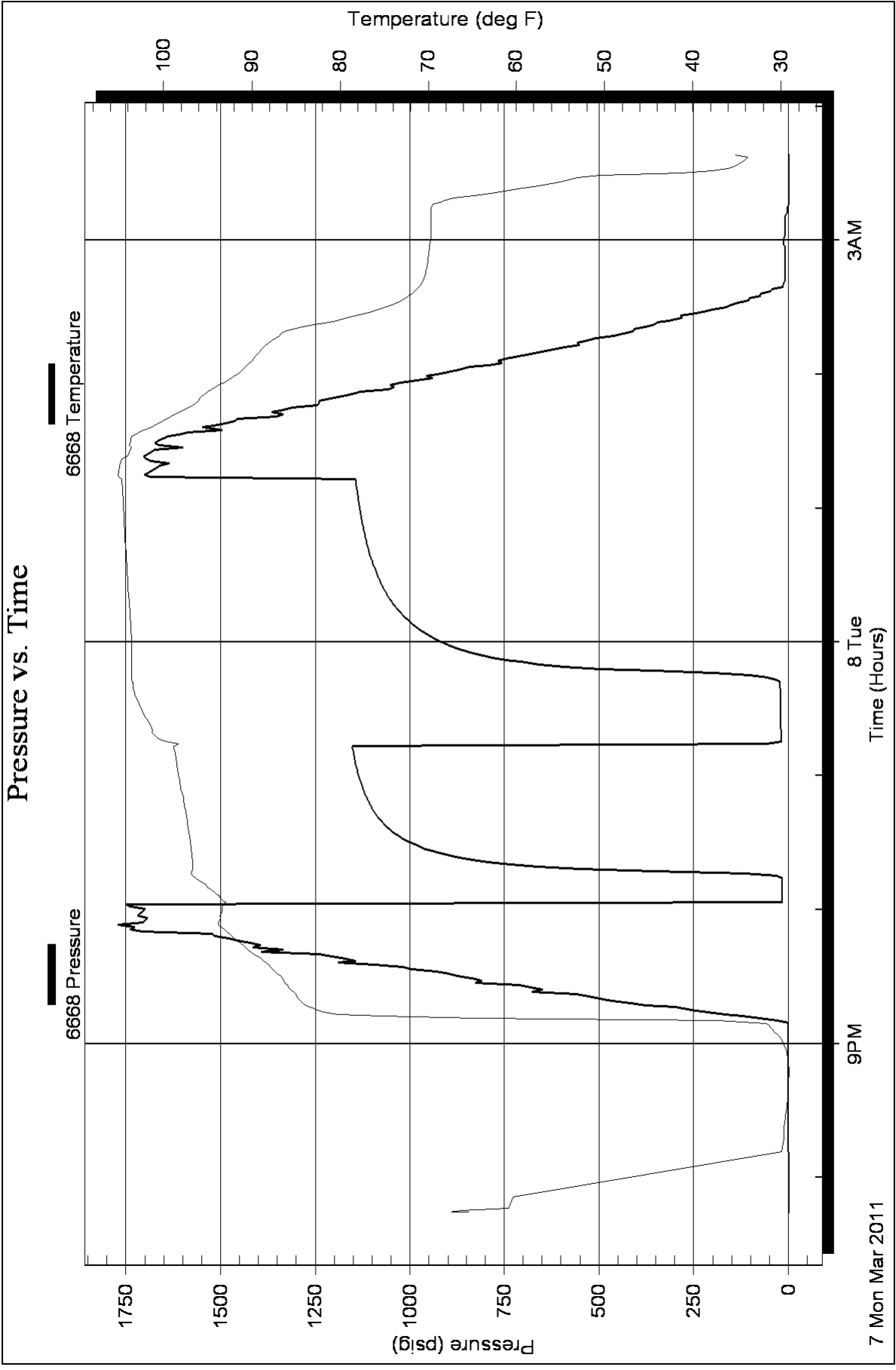
Gas Rates Table

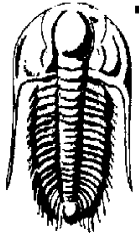
Flow Period	Elapsed Time	Choke (mm)	Pressure (kPaa)	Gas Rate (m ³ /d)
		0.00	0.00	0.00

Pressure vs. Time



Pressure vs. Time





**TRILOBITE
TESTING, INC.**

DRILL STEM TESTING - DATA LISTING

Samuel Gary jr & Associates

Younger-Dome #1-2

1515 Wynkoop
Suite 700
Denver, CO. 80202
ATTN: Neil Sharp

2-16s-17w Rush KS

Job Ticket: 41720

DST#: 5

Test Start: 2011.03.07 @ 19:44:33

Serial # 8673 Inside				Serial # 8673 Inside			
Comments	Time (Min.)	Pressure (psig)	Temp. (deg F)	Comments	Time (Min.)	Pressure (psig)	Temp. (deg F)
	0.0	2.74	66.8		79.5	-0.39	35.9
	0.2	2.59	66.1		81.0	-0.32	36.4
	0.4	2.40	65.2		82.5	-0.29	36.9
	0.6	2.24	64.0		84.0	-0.23	37.5
	0.8	2.08	62.9		85.5	31.84	55.9
	1.0	1.91	61.9		87.0	123.58	74.2
	1.2	1.77	61.0		88.5	168.51	79.6
	1.4	1.63	60.0		90.0	256.82	81.6
	1.6	1.53	59.2		91.5	344.90	82.7
	1.8	1.49	58.2		93.0	426.01	83.6
	7.0	-1.04	39.6		94.5	466.16	84.0
	37.0	-1.79	30.2		96.0	528.33	84.4
	48.0	-1.81	29.6		97.5	591.71	84.6
	49.5	-1.80	29.5		99.0	642.97	85.0
	51.0	-1.79	29.5		100.5	748.44	85.4
	52.5	-1.80	29.4		102.0	732.14	85.7
	54.0	-1.80	29.3		103.5	810.01	86.1
	55.5	-1.80	29.3		105.0	872.75	86.4
	57.0	-1.80	29.2		106.5	929.86	86.7
	58.5	-1.79	29.2		108.0	996.71	87.0
	60.0	-1.75	29.1		109.5	1132.49	87.4
	61.5	-1.76	29.1		111.0	1062.44	87.8
	63.0	-1.69	29.0		112.5	1143.62	88.2
	64.5	-1.61	29.0		114.0	1220.80	88.7
	66.0	-1.55	30.0		115.5	1266.43	89.1
	67.5	-1.48	30.3		117.0	1415.18	89.7
	69.0	-1.32	30.1		118.5	1358.79	90.0
	70.5	-1.14	31.5		120.0	1457.20	90.4
	72.0	-1.00	32.7		121.5	1415.16	91.1
	73.5	-0.85	33.5		123.0	1518.10	91.5
	75.0	-0.73	34.1		124.5	1560.27	91.8
	76.5	-0.61	34.7		126.0	1564.30	92.2
	78.0	-0.50	35.3		127.5	1671.67	92.7

Printing every 6 samples

Serial # 8673 Inside				Serial # 8673 Inside			
Comments	Time (Min.)	Pressure (psig)	Temp. (deg F)	Comments	Time (Min.)	Pressure (psig)	Temp. (deg F)
	129.0	1705.06	93.0		177.0	1086.32	96.5
	130.5	1696.20	92.8		178.5	1092.46	96.5
	132.0	1721.99	92.7		180.0	1098.13	96.5
	133.5	1711.42	92.9		181.5	1103.15	96.5
	135.0	1701.67	93.0		183.0	1108.09	96.6
	136.5	1748.49	93.1		184.5	1112.28	96.6
	137.2	1749.02	93.1		186.0	1116.22	96.6
	137.5	1750.23	93.1		187.5	1120.03	96.6
Initial Hydro-static	137.7	1752.56	93.1		189.0	1123.42	96.7
Open To Flow (1)	138.0	17.49	92.5		190.5	1126.82	96.7
	138.2	18.20	92.9		192.0	1129.83	96.7
	138.5	18.11	93.0		193.5	1132.84	96.7
	140.0	17.18	94.3		195.0	1135.19	96.8
	141.5	17.79	93.9		196.5	1137.57	96.8
	143.0	17.89	94.3		198.0	1139.91	96.8
	144.5	17.23	95.1		199.5	1142.33	96.9
	146.0	17.95	95.2		201.0	1144.22	96.9
	147.5	17.36	94.5		202.5	1146.06	96.9
	148.7	18.28	94.8		204.0	1147.83	97.0
	149.0	18.27	95.2		205.5	1149.43	97.0
Shut-In(1)	149.2	18.23	95.6		207.0	1151.16	97.0
	149.5	18.23	95.7		208.2	1152.50	97.1
	149.7	21.05	95.6		208.5	1152.93	97.1
	150.0	26.36	95.7	End Shut-In(1)	208.7	1153.04	97.1
	151.5	177.35	97.2		209.0	1153.13	97.1
	153.0	521.95	97.0	Open To Flow (2)	209.2	19.50	96.5
	154.5	686.73	96.8		209.5	19.38	96.7
	156.0	781.90	96.7		211.0	19.31	97.0
	157.5	845.00	96.6		212.5	19.56	97.4
	159.0	891.07	96.6		214.0	19.74	98.6
	160.5	926.85	96.5		215.5	19.95	99.6
	162.0	955.65	96.5		217.0	20.11	99.8
	163.5	979.40	96.5		218.5	20.30	99.9
	165.0	999.07	96.5		220.0	20.48	100.1
	166.5	1015.81	96.5		221.5	20.69	100.4
	168.0	1030.14	96.5		223.0	20.90	100.7
	169.5	1042.51	96.5		224.5	21.09	100.9
	171.0	1053.55	96.5		226.0	21.31	101.1
	172.5	1063.06	96.5		227.5	21.52	101.3
	174.0	1071.68	96.5		229.0	21.69	101.5
	175.5	1079.53	96.5		230.5	21.89	101.7

Printing every 6 samples

Serial # 8673 Inside				Serial # 8673 Inside			
Comments	Time (Min.)	Pressure (psig)	Temp. (deg F)	Comments	Time (Min.)	Pressure (psig)	Temp. (deg F)
	232.0	22.08	101.8		286.2	1088.38	102.7
	233.5	22.29	101.9		287.7	1091.42	102.7
	235.0	22.46	102.1		289.2	1094.73	102.7
	236.5	22.58	102.2		290.7	1098.00	102.7
	237.0	22.62	102.3		292.2	1101.05	102.7
	237.2	22.68	102.3		293.7	1103.90	102.7
Shut-In(2)	237.5	22.84	102.3		295.2	1106.31	102.7
	237.7	26.24	102.3		296.7	1108.75	102.7
	238.0	29.66	102.4		298.2	1111.29	102.7
	238.2	33.52	102.4		299.7	1113.64	102.7
	239.7	77.32	102.4		301.2	1115.76	102.7
	241.2	208.22	102.5		302.7	1117.82	102.7
	242.7	440.00	102.6		304.2	1119.98	102.7
	244.2	595.17	102.6		305.7	1121.82	102.7
	245.7	686.28	102.6		307.2	1123.64	102.8
	247.2	747.97	102.7		308.7	1125.49	102.8
	248.7	794.39	102.7		310.2	1127.15	102.8
	250.2	831.45	102.7		311.7	1128.77	102.8
	251.7	862.05	102.7		313.2	1130.37	102.8
	253.2	887.77	102.7		314.7	1131.90	102.8
	254.7	910.07	102.6		316.2	1133.28	102.8
	256.2	929.12	102.6		317.7	1134.69	102.8
	257.7	946.18	102.6		319.2	1136.06	102.8
	259.2	961.02	102.6		320.7	1137.32	102.9
	260.7	974.35	102.6		322.2	1138.55	102.9
	262.2	986.26	102.6		323.7	1139.84	102.9
	263.7	997.12	102.6		325.2	1141.06	102.9
	265.2	1007.09	102.6		326.7	1142.12	102.9
	266.7	1015.95	102.6		327.7	1142.96	102.9
	268.2	1024.33	102.6		328.0	1143.07	102.9
	269.7	1031.93	102.6	End Shut-In(2)	328.2	1143.14	102.9
	271.2	1038.90	102.6	Final Hydro-static	328.5	1629.45	103.2
	272.7	1045.53	102.6		328.7	1591.40	103.2
	274.2	1051.63	102.6		329.0	1747.44	103.2
	275.7	1057.22	102.6		330.5	1698.82	103.6
	277.2	1062.45	102.6		332.0	1681.77	103.7
	278.7	1067.52	102.6		333.5	1668.18	103.6
	280.2	1072.12	102.6		335.0	1657.84	103.6
	281.7	1076.41	102.6		336.5	1679.41	103.5
	283.2	1080.51	102.6		338.0	1703.27	102.7
	284.7	1084.43	102.6		339.5	1690.27	102.4

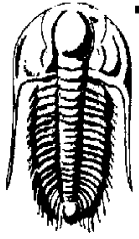
Printing every 6 samples

Serial # 8673 Inside				Serial # 8673 Inside			
Comments	Time (Min.)	Pressure (psig)	Temp. (deg F)	Comments	Time (Min.)	Pressure (psig)	Temp. (deg F)
	341.0	1678.04	102.5		402.5	254.36	73.3
	342.5	1617.00	102.5		404.0	203.24	72.5
	344.0	1674.30	101.9		405.5	165.35	71.8
	345.5	1663.01	102.0		407.0	134.47	71.1
	347.0	1637.93	100.5		408.5	103.73	70.6
	348.5	1608.68	98.6		410.0	75.23	70.3
	350.0	1518.92	97.4		411.5	74.06	70.1
	351.5	1463.54	97.0		413.0	44.75	70.0
	353.0	1493.08	96.5		414.5	14.68	69.9
	354.5	1456.81	96.0		416.0	13.12	69.9
	356.0	1411.05	95.5		417.5	8.96	69.8
	357.5	1333.01	95.1		419.0	8.89	69.8
	359.0	1334.65	94.3		420.5	8.89	69.7
	360.5	1304.10	93.9		422.0	8.88	69.7
	362.0	1269.64	93.3		423.5	8.90	69.7
	363.5	1174.11	93.0		425.0	8.88	69.7
	365.0	1185.16	91.6		426.5	8.84	69.7
	366.5	1146.17	90.6		428.0	8.80	69.7
	368.0	1105.07	89.9		429.5	8.77	69.6
	369.5	1037.39	89.5		431.0	8.74	69.6
	371.0	1028.35	89.0		432.5	8.55	69.6
	372.5	992.39	89.0		434.0	12.64	69.7
	374.0	959.44	89.1		435.5	12.81	69.7
	375.5	928.93	89.2		437.0	10.82	69.7
	377.0	845.80	89.3		438.5	10.07	69.6
	378.5	837.34	89.3		440.0	9.86	69.6
	380.0	779.56	89.2		441.5	9.83	69.6
	381.5	725.30	89.1		443.0	9.91	69.6
	383.0	712.75	89.0		444.5	9.93	69.6
	384.5	680.65	89.0		446.0	10.08	69.6
	386.0	608.65	88.8		447.5	4.93	69.5
	387.5	589.91	88.8		449.0	3.68	69.3
	389.0	558.61	88.7		450.5	-0.16	68.5
	390.5	528.83	88.6		452.0	0.15	67.2
	392.0	466.39	88.2		453.5	0.31	66.3
	393.5	438.29	86.2		455.0	-1.01	64.2
	395.0	406.96	79.8		456.5	-1.09	60.9
	396.5	376.49	77.3		458.0	0.40	58.3
	398.0	346.17	76.1		459.5	0.35	56.3
	399.5	315.36	74.9		461.0	0.34	54.5
	401.0	284.08	74.0		462.5	0.34	53.0

Printing every 6 samples

Serial # 8673 Inside				Serial # 6668 Outside			
Comments	Time (Min.)	Pressure (psig)	Temp. (deg F)	Comments	Time (Min.)	Pressure (psig)	Temp. (deg F)
	464.0	-0.93	50.3				
	465.5	-1.48	40.9				
	467.0	-1.63	37.1				
	468.5	-1.20	35.9				
	470.0	-0.67	35.2				
	471.5	-0.25	34.7				
	472.7	-0.13	35.1				

Printing every 5 samples



**TRILOBITE
TESTING, INC.**

DRILL STEM TESTING - DATA LISTING

Samuel Gary jr & Associates

Younger-Dome #1-2

1515 Wynkoop
Suite 700
Denver, CO. 80202
ATTN: Neil Sharp

2-16s-17w Rush KS

Job Ticket: 41720

DST#: 5

Test Start: 2011.03.07 @ 19:44:33

Serial # 6668 Outside				Serial # 6668 Outside			
Comments	Time (Min.)	Pressure (psig)	Temp. (deg F)	Comments	Time (Min.)	Pressure (psig)	Temp. (deg F)
	0.0	-1.19	65.4		57.0	0.69	29.1
	0.2	-1.19	66.9		58.2	0.72	29.1
	0.3	-1.17	67.3		59.5	0.74	29.1
	0.5	-1.14	66.9		60.7	0.78	29.1
	0.7	-1.10	66.2		62.0	0.80	29.1
	0.8	-1.06	65.5		63.2	0.76	29.1
	1.0	-1.05	64.7		64.5	0.72	29.1
	1.2	-1.03	63.9		65.7	0.67	29.2
	1.3	-1.03	63.2		67.0	0.64	29.2
	1.5	-1.00	62.5		68.2	0.61	29.2
	1.7	-0.92	61.8		69.5	0.57	29.2
	1.8	-0.76	61.0		70.7	0.51	29.3
	7.0	-1.01	60.4		72.0	0.47	29.4
	32.0	-0.72	29.5		73.2	0.42	29.5
	33.2	-0.21	29.7		74.5	0.33	29.6
	34.5	-0.14	29.7		75.7	0.19	29.8
	35.7	-0.08	29.7		77.0	0.01	29.9
	37.0	-0.03	29.7		78.2	-0.20	30.1
	38.2	0.02	29.7		79.5	-0.41	30.4
	39.5	0.07	29.6		80.7	-0.59	30.8
	40.7	0.13	29.6		82.0	-0.69	31.1
	42.0	0.18	29.5		83.2	-0.74	31.3
	43.2	0.25	29.5		84.5	-0.72	31.6
	44.5	0.33	29.4		85.7	31.07	37.1
	45.7	0.41	29.4		87.0	76.60	68.0
	47.0	0.48	29.4		88.2	155.18	77.4
	48.2	0.51	29.3		89.5	212.17	81.5
	49.5	0.56	29.3		90.7	256.14	82.6
	50.7	0.60	29.2		92.0	383.78	83.4
	52.0	0.65	29.2		93.2	387.64	84.1
	53.2	0.68	29.2		94.5	512.11	84.5
	54.5	0.69	29.2		95.7	498.33	84.7
	55.7	0.69	29.1		97.0	584.20	84.9

Printing every 5 samples

Serial # 6668 Outside				Serial # 6668 Outside			
Comments	Time (Min.)	Pressure (psig)	Temp. (deg F)	Comments	Time (Min.)	Pressure (psig)	Temp. (deg F)
	98.2	591.90	85.1		149.5	17.03	96.3
	99.5	710.64	85.5		150.7	32.30	96.7
	100.7	680.99	85.9		152.0	160.34	96.8
	102.0	808.82	86.0		153.2	465.87	96.7
	103.2	773.80	86.4		154.5	637.82	96.7
	104.5	841.33	86.6		155.7	734.96	96.7
	105.7	871.89	86.7		157.0	803.05	96.7
	107.0	930.56	87.2		158.2	851.92	96.7
	108.2	959.79	87.5		159.5	889.94	96.8
	109.5	1018.85	87.8		160.7	920.70	96.8
	110.7	1094.50	88.1		162.0	946.18	96.9
	112.0	1117.26	88.4		163.2	967.73	96.9
	113.2	1255.03	88.9		164.5	986.13	96.9
	114.5	1220.83	89.4		165.7	1001.94	97.0
	115.7	1239.02	89.8		167.0	1015.80	97.0
	117.0	1299.16	90.2		168.2	1028.02	97.1
	118.2	1333.61	90.6		169.5	1038.93	97.1
	119.5	1375.13	90.9		170.7	1048.44	97.1
	120.7	1422.76	91.3		172.0	1057.09	97.2
	122.0	1454.23	91.7		173.2	1064.88	97.2
	123.2	1592.13	92.1		174.5	1071.97	97.3
	124.5	1552.37	92.5		175.7	1078.48	97.3
	125.7	1707.84	92.9		177.0	1084.64	97.4
	127.0	1640.66	93.2		178.2	1089.93	97.4
	128.2	1671.06	93.7		179.5	1094.98	97.5
	129.5	1705.85	94.0		180.7	1099.53	97.6
	130.7	1698.50	93.6		182.0	1103.75	97.6
	132.0	1762.73	93.6		183.2	1107.91	97.7
	133.2	1716.29	93.5		184.5	1111.48	97.7
	134.5	1707.37	93.4		185.7	1114.87	97.8
	135.7	1699.47	93.4		187.0	1118.06	97.8
	137.0	1781.56	93.4		188.2	1121.04	98.0
	138.2	1750.51	93.1		189.5	1123.92	98.0
	139.5	16.78	93.3		190.7	1126.65	98.1
	140.7	16.27	93.5		192.0	1129.17	98.1
	142.0	16.52	93.8		193.2	1131.48	98.2
	143.2	16.54	94.2		194.5	1133.69	98.2
	144.5	16.21	94.5		195.7	1135.96	98.3
	145.7	16.96	95.1		197.0	1137.72	98.3
	147.0	17.08	95.3		198.2	1139.51	98.4
	148.2	17.11	95.9		199.5	1141.41	98.4

Printing every 5 samples

Serial # 6668 Outside				Serial # 6668 Outside			
Comments	Time (Min.)	Pressure (psig)	Temp. (deg F)	Comments	Time (Min.)	Pressure (psig)	Temp. (deg F)
	200.7	1143.18	98.5		252.0	856.95	103.6
	202.0	1144.58	98.6		253.2	879.53	103.6
	203.2	1146.06	98.6		254.5	899.14	103.6
	204.5	1147.59	98.7		255.7	916.77	103.6
	205.7	1148.81	98.7		257.0	932.22	103.6
	207.0	1150.02	98.8		258.2	946.44	103.6
	208.2	1151.49	98.8		259.5	958.88	103.7
	209.5	1152.70	98.9		260.7	970.30	103.7
	210.7	18.15	99.6		262.0	980.80	103.7
	212.0	18.35	100.5		263.2	990.34	103.7
	213.2	18.62	101.0		264.5	999.21	103.7
	214.5	18.79	101.2		265.7	1007.38	103.8
	215.7	18.97	101.2		267.0	1015.07	103.8
	217.0	19.12	101.4		268.2	1022.08	103.8
	218.2	19.29	101.5		269.5	1028.66	103.8
	219.5	19.44	101.7		270.7	1034.74	103.8
	220.7	19.60	101.8		272.0	1040.56	103.9
	222.0	19.76	102.1		273.2	1046.04	103.9
	223.2	19.91	102.2		274.5	1051.16	103.9
	224.5	20.08	102.4		275.7	1056.12	103.9
	225.7	20.27	102.6		277.0	1060.49	104.0
	227.0	20.45	102.7		278.2	1064.82	104.0
	228.2	20.62	102.8		279.5	1068.92	104.0
	229.5	20.77	103.0		280.7	1072.72	104.0
	230.7	20.93	103.1		282.0	1076.40	104.0
	232.0	21.08	103.3		283.2	1079.88	104.0
	233.2	21.26	103.4		284.5	1083.16	104.1
	234.5	21.43	103.4		285.7	1086.39	104.1
	235.7	21.55	103.5		287.0	1089.31	104.1
	237.0	21.63	103.5		288.2	1092.10	104.1
	238.2	24.51	103.6		289.5	1094.83	104.2
	239.5	48.98	103.6		290.7	1097.70	104.2
	240.7	102.04	103.6		292.0	1100.18	104.2
	242.0	235.99	103.6		293.2	1102.52	104.2
	243.2	431.99	103.6		294.5	1104.97	104.2
	244.5	570.44	103.6		295.7	1107.08	104.2
	245.7	657.60	103.6		297.0	1109.01	104.3
	247.0	717.80	103.6		298.2	1110.94	104.3
	248.2	763.57	103.6		299.5	1112.87	104.3
	249.5	800.33	103.6		300.7	1114.76	104.3
	250.7	830.99	103.6		302.0	1116.48	104.4

Printing every 5 samples

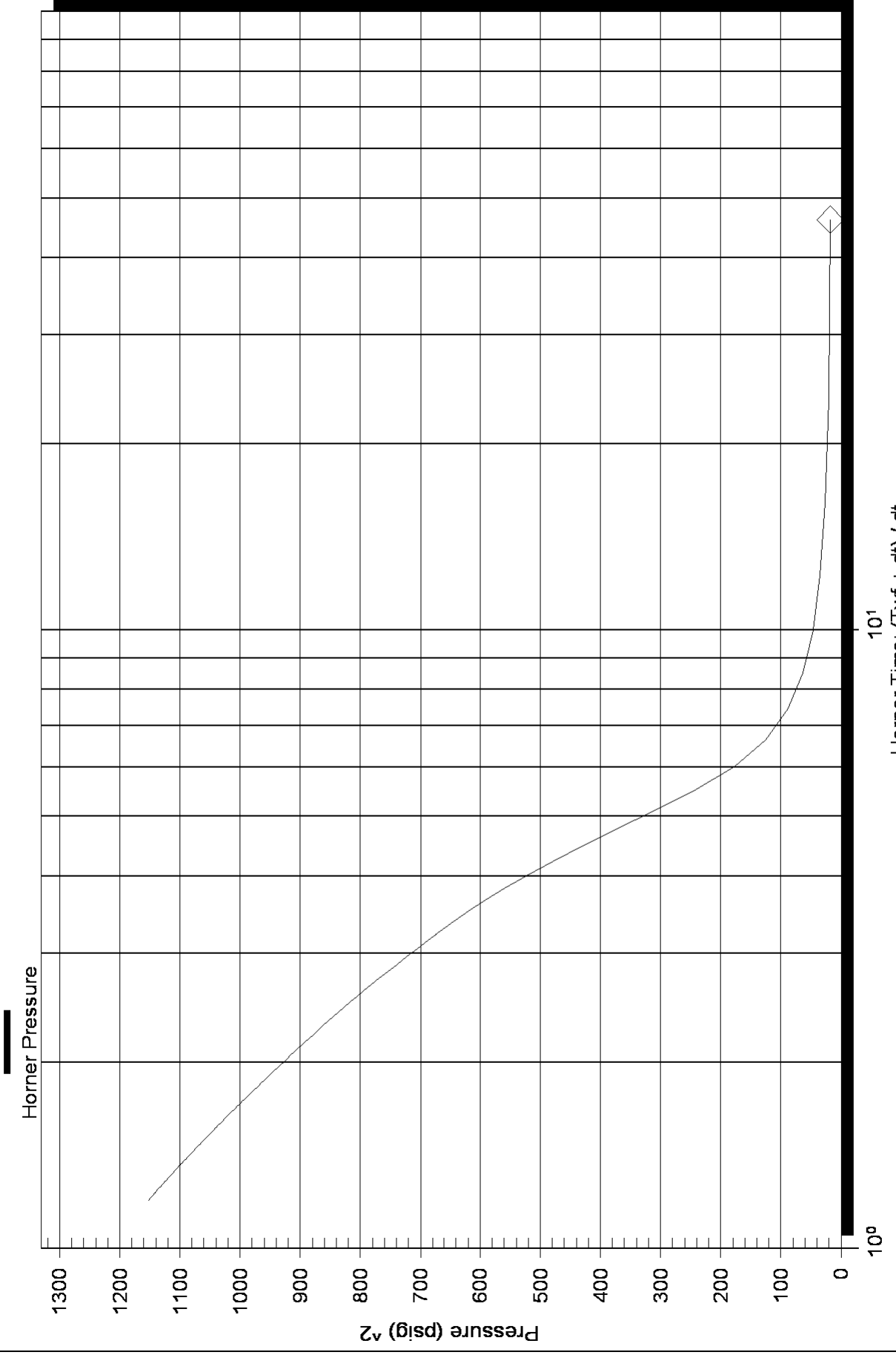
Serial # 6668 Outside				Serial # 6668 Outside			
Comments	Time (Min.)	Pressure (psig)	Temp. (deg F)	Comments	Time (Min.)	Pressure (psig)	Temp. (deg F)
	303.2	1118.21	104.4		354.5	1405.70	100.3
	304.5	1120.07	104.4		355.7	1455.78	99.7
	305.7	1121.52	104.4		357.0	1405.38	99.1
	307.0	1123.00	104.4		358.2	1373.77	98.6
	308.2	1124.59	104.5		359.5	1337.85	97.8
	309.5	1126.04	104.5		360.7	1310.48	97.2
	310.7	1127.32	104.5		362.0	1277.27	96.7
	312.0	1128.74	104.5		363.2	1249.91	96.2
	313.2	1129.92	104.5		364.5	1214.05	96.0
	314.5	1131.33	104.5		365.7	1179.11	95.7
	315.7	1132.53	104.5		367.0	1147.60	95.3
	317.0	1133.58	104.5		368.2	1116.38	94.8
	318.2	1134.74	104.5		369.5	1084.91	94.3
	319.5	1135.79	104.6		370.7	1053.23	93.8
	320.7	1136.99	104.6		372.0	1022.90	93.3
	322.0	1138.00	104.6		373.2	990.36	92.5
	323.2	1138.97	104.7		374.5	958.95	92.1
	324.5	1140.07	104.7		375.7	929.66	91.6
	325.7	1141.03	104.7		377.0	898.04	91.2
	327.0	1141.82	104.7		378.2	866.59	90.9
	328.2	1142.92	104.7		379.5	802.17	90.6
	329.5	1765.66	105.1		380.7	755.18	90.3
	330.7	1701.96	105.1		382.0	726.49	89.9
	332.0	1686.66	105.1		383.2	721.23	89.7
	333.2	1674.15	105.0		384.5	684.08	89.4
	334.5	1663.67	105.0		385.7	650.85	89.1
	335.7	1636.39	104.9		387.0	619.89	88.8
	337.0	1680.24	104.8		388.2	589.23	88.5
	338.2	1711.35	104.5		389.5	558.33	88.1
	339.5	1695.17	104.0		390.7	529.00	87.8
	340.7	1684.01	103.9		392.0	497.93	87.0
	342.0	1673.57	103.8		393.2	467.78	86.9
	343.2	1666.13	103.9		394.5	437.45	86.5
	344.5	1674.90	103.9		395.7	407.58	85.4
	345.7	1664.59	103.7		397.0	377.37	83.9
	347.0	1642.76	103.7		398.2	347.85	82.4
	348.2	1615.89	103.6		399.5	317.20	80.8
	349.5	1553.73	102.9		400.7	280.99	79.3
	350.7	1495.31	102.3		402.0	284.26	78.0
	352.0	1466.99	101.4		403.2	234.92	76.9
	353.2	1434.70	100.8		404.5	202.39	75.8

Printing every 5 samples

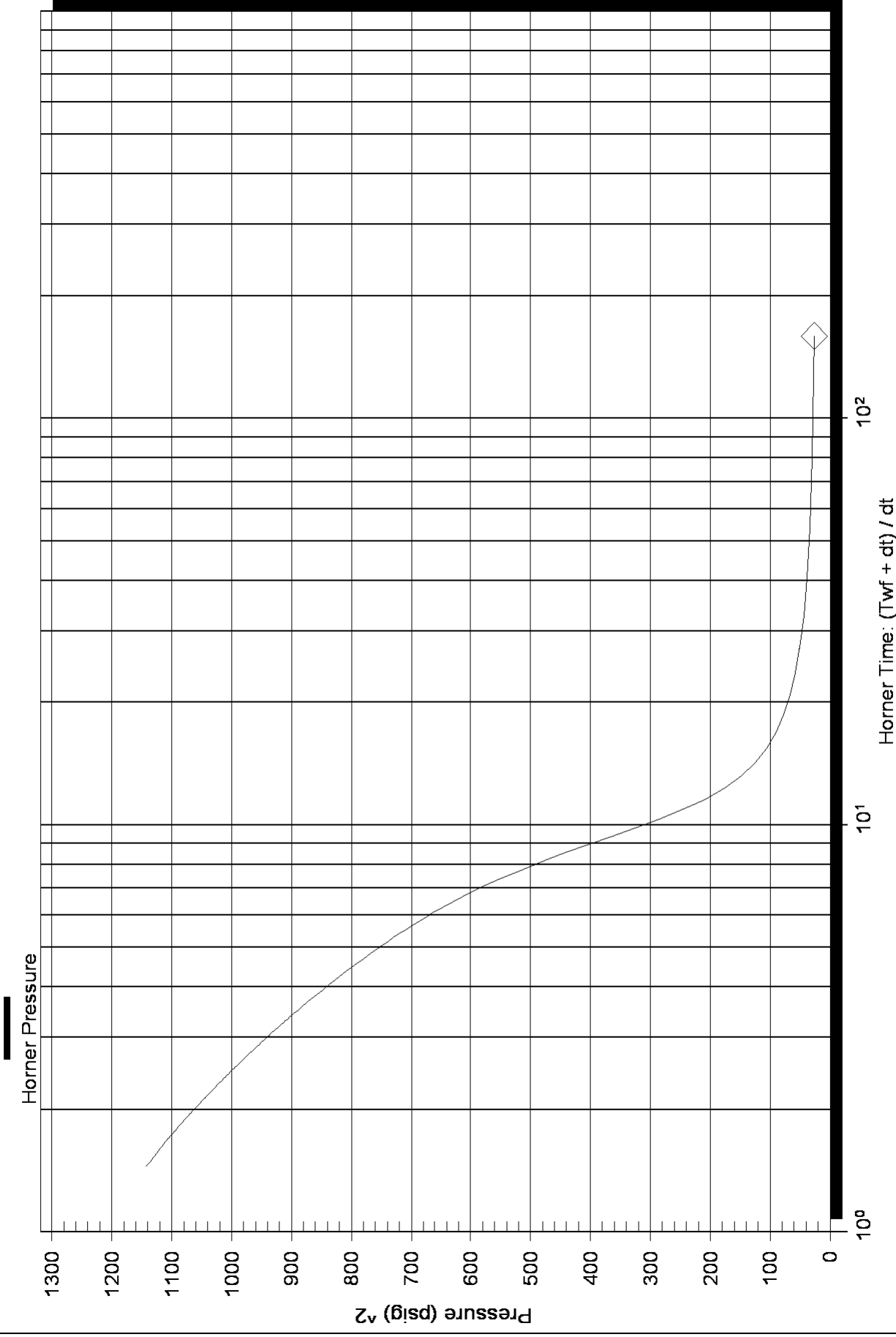
Serial # 6668 Outside				Serial # 6668 Outside			
Comments	Time (Min.)	Pressure (psig)	Temp. (deg F)	Comments	Time (Min.)	Pressure (psig)	Temp. (deg F)
	405.7	166.22	74.9		457.0	-0.98	62.4
	407.0	134.11	74.0		458.2	-1.09	60.6
	408.2	107.12	73.3		459.5	-1.19	58.4
	409.5	103.19	72.7		460.7	-1.22	56.5
	410.7	74.13	72.3		462.0	-1.20	54.9
	412.0	73.12	71.8		463.2	-1.10	53.6
	413.2	43.83	71.5		464.5	-1.32	51.7
	414.5	14.05	71.2		465.7	-0.93	41.3
	415.7	13.49	70.9		467.0	-0.93	37.3
	417.0	11.29	70.7		468.2	-0.97	35.6
	418.2	7.75	70.6		469.5	-1.02	34.9
	419.5	7.69	70.4		470.7	-1.03	34.4
	420.7	7.65	70.3		472.0	-1.07	34.0
	422.0	7.62	70.3		473.2	-1.10	33.7
	423.2	7.61	70.2		473.7	-1.25	35.2
	424.5	7.62	70.2				
	425.7	7.61	70.1				
	427.0	7.59	70.1				
	428.2	7.55	70.0				
	429.5	7.52	70.0				
	430.7	7.50	70.0				
	432.0	7.50	69.9				
	433.2	6.94	69.9				
	434.5	11.69	69.8				
	435.7	11.77	69.8				
	437.0	11.85	69.8				
	438.2	12.61	69.8				
	439.5	8.96	69.8				
	440.7	8.82	69.8				
	442.0	8.77	69.8				
	443.2	8.81	69.8				
	444.5	8.84	69.7				
	445.7	8.89	69.7				
	447.0	6.19	69.7				
	448.2	2.56	69.7				
	449.5	2.37	69.7				
	450.7	2.22	69.7				
	452.0	-1.40	69.2				
	453.2	-1.22	68.5				
	454.5	-0.91	67.4				
	455.7	-0.90	64.8				

Printing every 5 samples

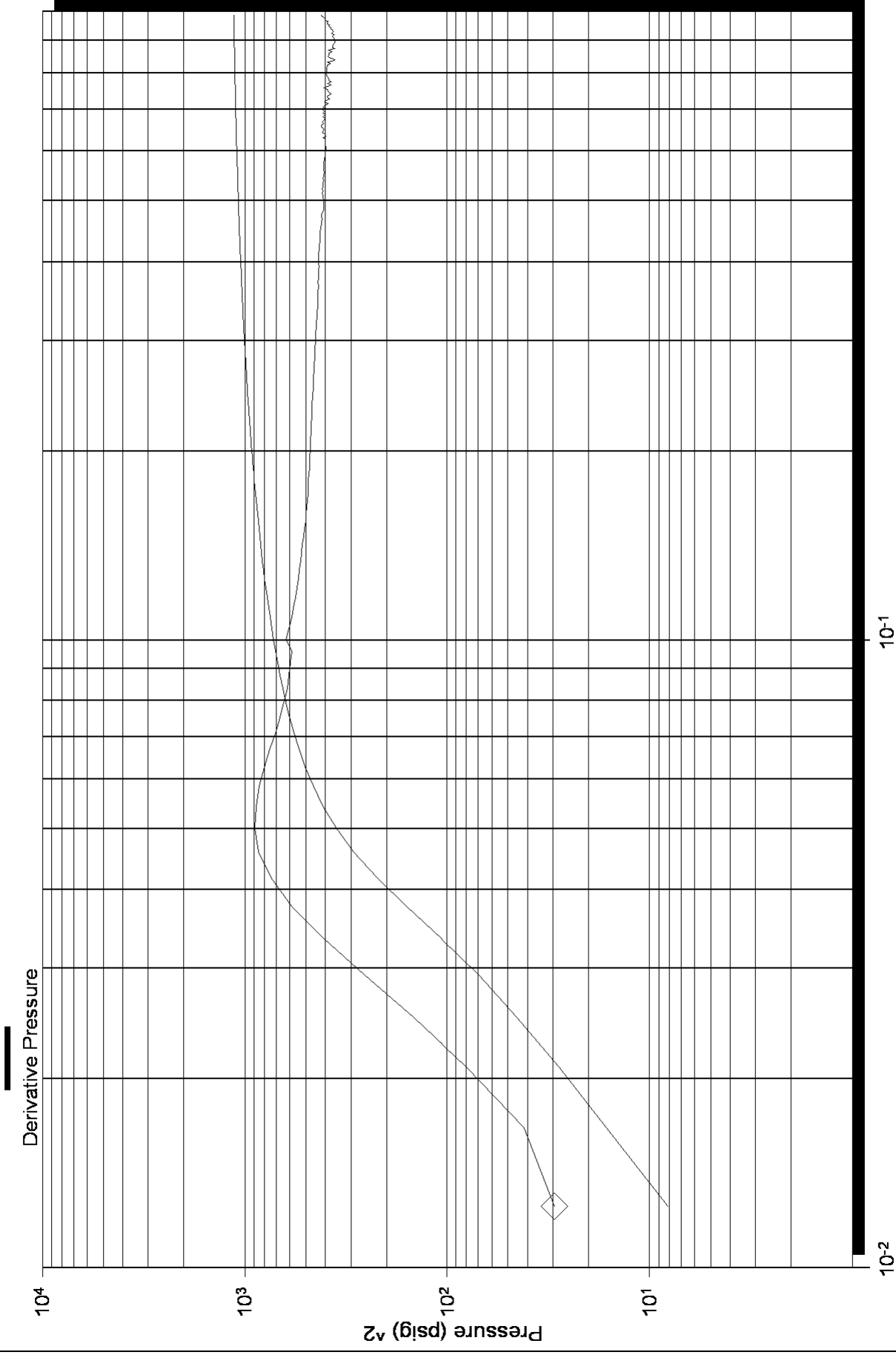
Homer Plot



Homer Plot



Log-Log and Pseudo-Log-Derivative



Log-Log and Pseudo-Derivative

