

# DRILL STEM TEST REPORT

F.G Holl Company

**Petty A 1-36**

9431 East Central Suite 100  
Wichata Ks 67208

**36-34s-20w-Comanche**

Job Ticket: 16569

DST#: 4

ATTN: Frank

Test Start: 2011.08.18 @ 05:50:00

## GENERAL INFORMATION:

Formation: Viola

Deviated: No Whipstock: ft (KB)

Time Tool Opened: 08:41:30

Time Test Ended: 15:30:30

Test Type: Conventional Bottom Hole (Initial)

Tester: Dustin Ellis

Unit No: 3315 GB-250

Interval: 6245.00 ft (KB) To 6280.00 ft (KB) (TVD)

Reference Elevations: 1733.00 ft (KB)

Total Depth: 6280.00 ft (KB) (TVD)

1722.00 ft (CF)

Hole Diameter: 7.88 inches Hole Condition: Fair

KB to GR/CF: 11.00 ft

Serial #: 6806

Inside

Press@RunDepth: 2482.04 kPag @ 6276.00 ft (KB)

Capacity: 5000.00 kPag

Start Date: 2011.08.18

End Date: 2011.08.18

Last Calib.: 2011.08.19

Start Time: 05:51:00

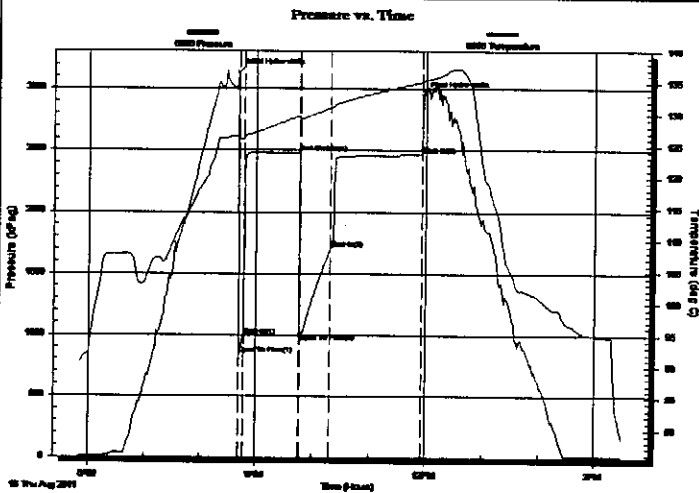
End Time: 15:30:30

Time On Btm: 2011.08.18 @ 08:40:30

Time Off Btm: 2011.08.18 @ 11:56:30

**TEST COMMENT:** 1st open 5 minutes Strong blow bottom of bucket 1 minute  
1st shut in 60 minutes Blow back  
2nd open 45 minutes Strong blow bottom of bucket 1 minute  
2nd shut in 90 minutes Blow back

## PRESSURE SUMMARY




Time (Min.)	Pressure (kPag)	Temp (deg C)	Annotation
0	3130.89	126.74	Initial Hydro-static
1	842.99	126.21	Open To Flow (1)
6	990.38	126.06	Shut-In(1)
65	2482.04	129.69	End Shut-In(1)
66	941.11	129.27	Open To Flow (2)
99	1696.52	131.00	Shut-In(2)
195	2462.98	135.08	Shut-In(3)
196	2950.01	135.24	Final Hydro-static

## Recovery

Length (ft)	Description	Volume (bbl)
1710.00	salt water 100%	23.99
0.00		0.00

## Gas Rates

	Choke (inches)	Pressure (kPag)	Gas Rate (Mcf/d)
First Gas Rate	0.25	1.00	23.07
Last Gas Rate	0.38	35.00	71.35



# DRILL STEM TEST REPORT

**GAS RATES**

F.G Holl Company  
9431 East Central Suite 100  
Wichata Ks 67208  
ATTN: Frank

**Petty A 1-36**  
**36-34s-20w-Comanche**  
Job Ticket: 16569      **DST#: 4**  
Test Start: 2011.08.18 @ 05:50:00

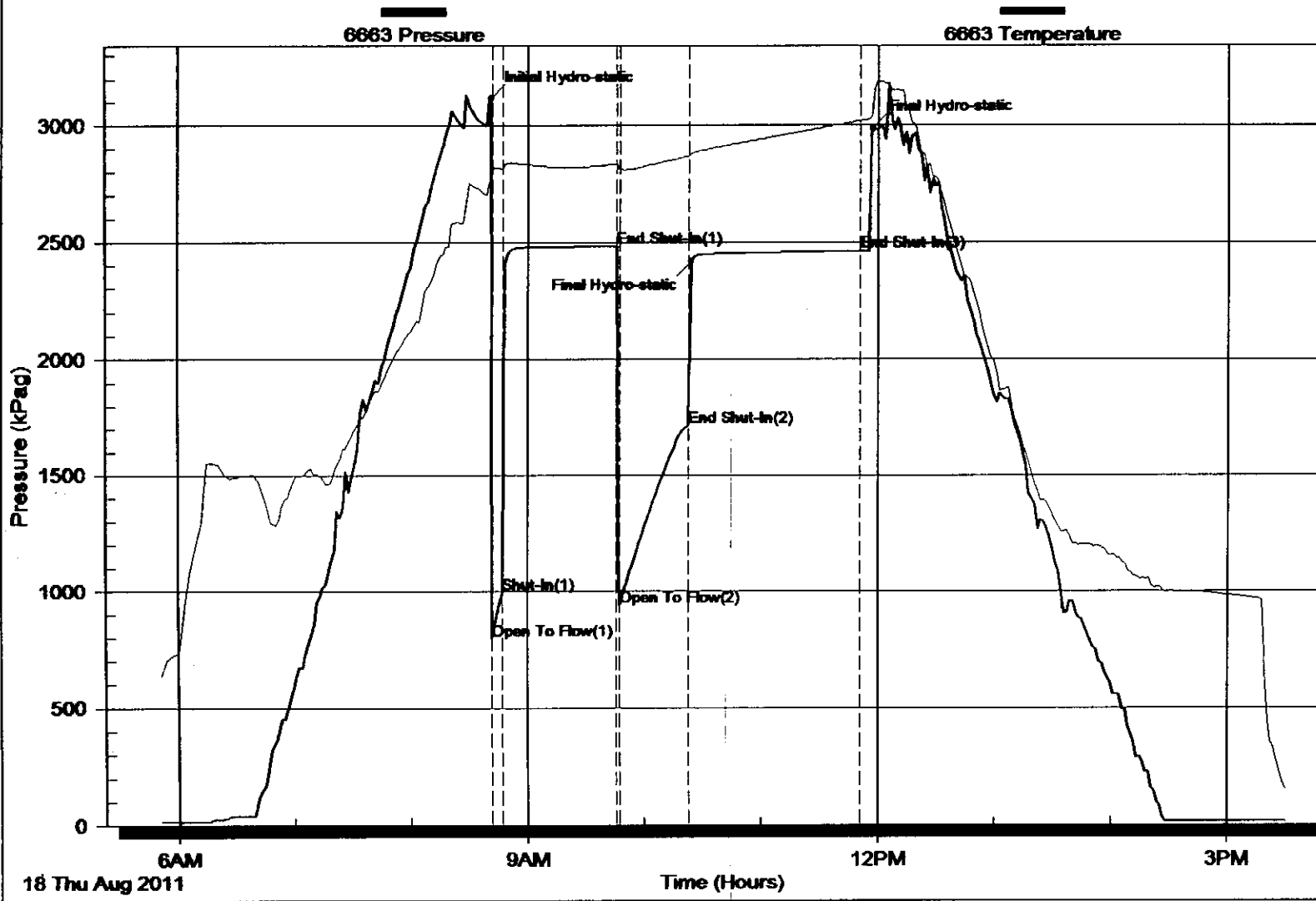
## Gas Rates Information

Temperature: 15 (deg C)  
Relative Density: 0.65  
Z Factor: 0.8

Gas Rates Table

Flow Period	Elapsed Time	Choke (inches)	Pressure (kPag)	Gas Rate (Mcf/d)
2	10	0.25	1.00	23.07
2	20	0.38	35.00	71.35

### Pressure vs. Time



2011.08.13