



TEMPORARY ABANDONMENT WELL APPLICATION

All blanks must be complete

OPERATOR: License# _____
Name: _____
Address 1: _____
Address 2: _____
City: _____ State: _____ Zip: _____ + _____
Contact Person: _____
Phone: (_____) _____
Contact Person Email: _____
Field Contact Person: _____
Field Contact Person Phone: (_____) _____

API No. 15- _____
Spot Description: _____
____ - ____ - ____ - ____ Sec. _____ Twp. _____ S. R. _____ E W
_____ feet from N / S Line of Section
_____ feet from E / W Line of Section
GPS Location: Lat: _____, Long: _____
(e.g. xx.xxxxx) (e.g. -xxx.xxxxx)
Datum: NAD27 NAD83 WGS84
County: _____ Elevation: _____ GL KB
Lease Name: _____ Well #: _____
Well Type: (check one) Oil Gas OG WSW Other: _____
 SWD Permit #: _____ ENHR Permit #: _____
 Gas Storage Permit #: _____
Spud Date: _____ Date Shut-In: _____

	Conductor	Surface	Production	Intermediate	Liner	Tubing
Size						
Setting Depth						
Amount of Cement						
Top of Cement						
Bottom of Cement						

Casing Fluid Level from Surface: _____ How Determined? _____ Date: _____
Casing Squeeze(s): _____ to _____ w / _____ sacks of cement, _____ to _____ w / _____ sacks of cement. Date: _____
(top) (bottom) (top) (bottom)
Do you have a valid Oil & Gas Lease? Yes No
Depth and Type: Junk in Hole at _____ (depth) Tools in Hole at _____ (depth) Casing Leaks: Yes No Depth of casing leak(s): _____
Type Completion: ALT. I ALT. II Depth of: DV Tool: _____ w / _____ sacks of cement Port Collar: _____ w / _____ sack of cement
(depth) (depth)
Packer Type: _____ Size: _____ Inch Set at: _____ Feet
Total Depth: _____ Plug Back Depth: _____ Plug Back Method: _____

Geological Data:

Formation Name	Formation Top	Formation Base	Completion Information
1. _____	At: _____	to _____ Feet	Perforation Interval _____ to _____ Feet or Open Hole Interval _____ to _____ Feet
2. _____	At: _____	to _____ Feet	Perforation Interval _____ to _____ Feet or Open Hole Interval _____ to _____ Feet

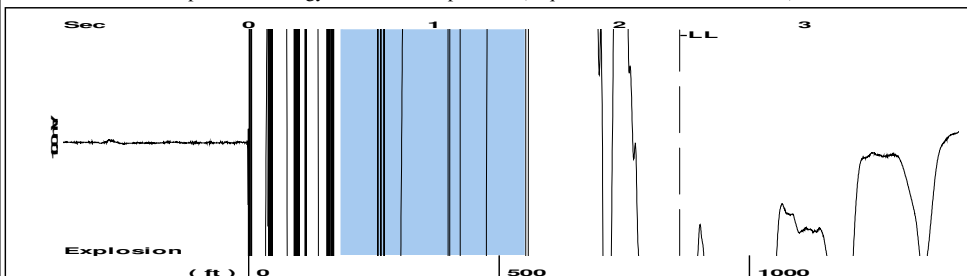
UNDER PENALTY OF PERJURY I HEREBY ATTEST THAT THE INFORMATION CONTAINED HEREIN IS TRUE AND CORRECT TO THE BEST OF MY KNOWLEDGE

Submitted Electronically

Do NOT Write in This Space - KCC USE ONLY	Date Tested: _____	Results: _____	Date Plugged: _____	Date Repaired: _____	Date Put Back in Service: _____
	Review Completed by: _____ Comments: _____				
TA Approved: <input type="checkbox"/> Yes <input type="checkbox"/> Denied Date: _____					

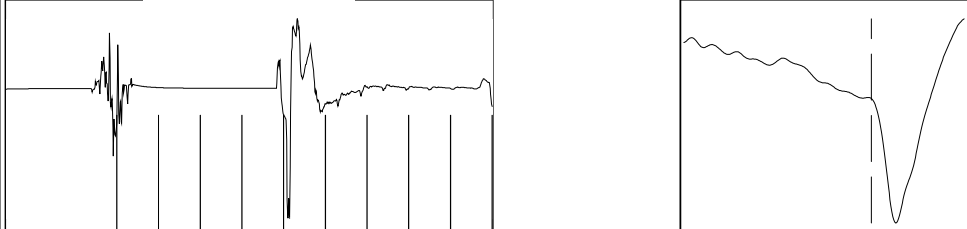
Mail to the Appropriate KCC Conservation Office:

	KCC District Office #1 - 210 E. Frontview, Suite A, Dodge City, KS 67801	Phone 620.225.8888
	KCC District Office #2 / UPGS - 3450 N. Rock Road, Building 600, Suite 601, Wichita, KS 67226	Phone 316.630.4000
	KCC District Office #3 - 1500 SW Seventh Steet, Chanute, KS 66720	Phone 620.432.2300
	KCC District Office #4 - 2301 E. 13th Street, Hays, KS 67601-2651	Phone 785.625.0550

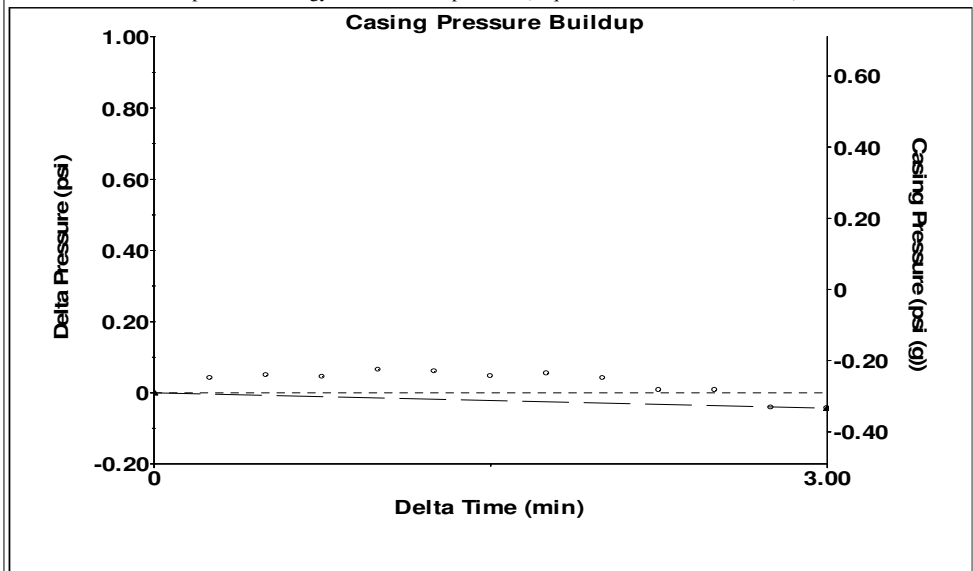


Filter Type High Pass Automatic Collar Count Yes Time 2.326 sec
 Manual Acoustic Veloc 739.79 ft/s Manual JTS/sec 11.6686 Joints 27.1412 Jts
 Depth 860.38 ft

[0.5 to 1.5 (Sec)]

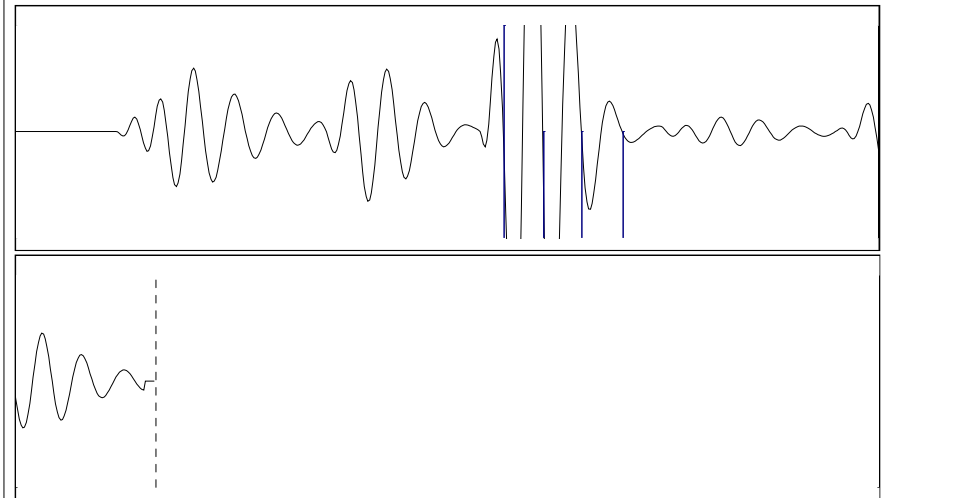


Analysis Method: Automatic



Change in Pressure -0.04 psi PT14347
 Change in Time 3.00 min Range 0 - ? psi

<p>Production</p> <p>Current Potential</p> <p>Oil - * - BBL/D</p> <p>Water - * - BBL/D</p> <p>Gas - * - Mscf/D</p> <p>IPR Method Vogel</p> <p>PBHP/SBHP - * -</p> <p>Production Efficiency 0.0</p> <p>Oil 40 deg.API</p> <p>Water 1.05 Sp.Gr.H2O</p> <p>Gas 1.21 Sp.Gr.AIR</p> <p>Acoustic Velocity 739.79 ft/s</p> <p>Formation Submergence</p> <p>Total Gaseous Liquid Column HT (TVD) 3140 ft</p> <p>Equivalent Gas Free Liquid HT (TVD) 3140 ft</p> <p>Acoustic Test</p>	<p>Casing Pressure -0.3 psi (g)</p> <p>Casing Pressure Buildup -0.0 psi</p> <p>3.00 min</p> <p>Gas/Liquid Interface Pressure 0.2 psi (g)</p> <p>Liquid Level Depth 860.38 ft</p> <p>Pump Intake Depth - * - ft</p> <p>Formation Depth 4000.00 ft</p> <p>Pump Intake - * - psi (g)</p> <p>Producing BHP 998.0 psi (g)</p> <p>Static BHP - * - psi (g)</p>	<p>Producing</p> <p>Annular Gas Flow 0 Mscf/D</p> <p>% Liquid 100 %</p>
--	--	---



Acoustic Velocity - * - ft/s Joints counted 3
 Joints Per Second - * - jts/sec Joints to liquid level - * -
 Depth to liquid level - * - ft Filter Width 9.66861 13.6686
 Automatic Collar Count Yes Time to 1st Collar - * - - * -