

KIN Petroleum Inc  
Browning #1-13 (C")

Chase - Sibica

13 19s  
nw-ne-se-nw (1509 FNL  
2305' FNL)  
10w

1750

Rice Kansas

- KB -

Minnesota Drilling Co (rig #1)

8/8/11e 39%  
5/12/11e 33%

1/22/14  
3400  
2600

1/28/14  
3400

chemical  
displaced

By Pioneer,  
OIL/CNL/CDL, MCB


2700

2700

2700

2850

Jim Musgrove





RTD

anhydrite	406	+1344
Basal anhydrite	429	+1321
Heebner	2800	-1050
Toronto	2821	-1071
Douglas	2830	-1080
Brown Lime	2924	-1174
Mansting	2965	-1205
Base Kansas City	3235	-1485
Arbuckle	3290	-1540
RTD	3400	-1540

5 1/2" production casing was set & cemented on the Browning #1-13.

Respectfully Submitted:  
James C. Musgrove  
Petroleum Geologist





20  
40  
60  
80  
2800  
20  
40  
60  
80

Heebner  
2803 (-1053)

Toronto  
Douglas

ls, con, (fx-l), sub con, chky  
poor d, Jr. brown str  
nsfo, no odor

31

Jr. gry Δ

~ blk carb. sh.

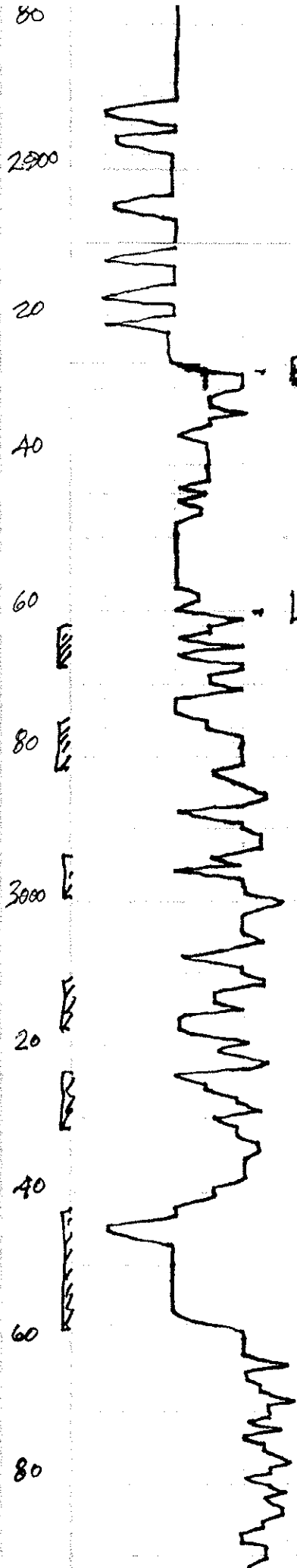
~ gry/green sh.  
+ Jr. tan, dense ls,

ls, wh/gry; fx-l; few foss;  
Spiky brown str, nsfo; no odor

~ gry/greyish green  
silty mica sh + Jr.  
sd/gry; vfg; mica, scatt d  
???/str

~ Sand; gry/greyish green.  
vfg; subrounded mica  
friable, fr-good brown-blk  
str, nsfo, no odor.

150 KB



tan, info, no odor.

32  
 gry / tan gry silty sh

31

LS, tan / brown; fr. l; dense  
 fr. fcs

~ v.c silty sh.

LS, wh / gry; fr. l; ool; chunky  
 scatter ms ??? odor

32

~ LS, gry; ool; dense  
 no shows

32

LS, crm / wh; sub-room; chunky  
 poorly dev'd ms



~ LS, gry / tan; ool; dense  
 fr. fcs

~ aa

~ 1750 KB

LS, tan; ool; fr. ool;  
 chunky in part; few ool  
 ms

LS, tan / gry; fr. l; chunky  
 few ms



- Base Kansas City 3241

- Arbuckle

- few dy
- ~ blk sh.
- ls; tan, (xh) few foss; dy in part (dense)
- ~ ls; gray/tan, foss/ool; slightly dy (dsc)
- ls; tan/gray; ool; finely oom/oom fr d; (barren)
- ~ gray/green sh
- ls; tan; finely ool; dense - poor g
- ~ ls; tan, gray; fr-l; few gran(!??) cherty - dense
- fr blk sh; fr. foss
- ls; wh/gray; (xh) + wh dy dense
- ~ mar-gray sh
- fr. ambr A + fr. tan foss; dense ls.
- ~ v. c sh. silty in part
- ls; tan / foss; dense; fr. foss
- ~ mar; purple gray sh + fr. mar / yellow limbed ls.
- ~ 11 mc green cal sand + mar / purple gray brick red sh.

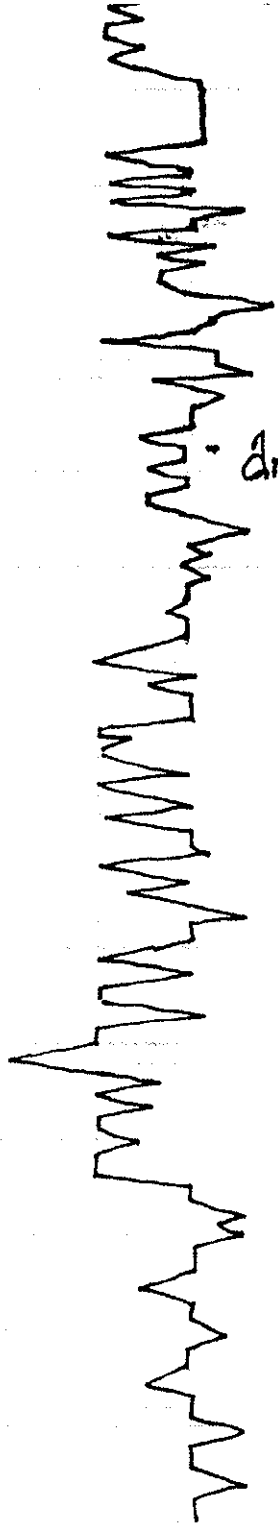

Dst #1 3232-3295  
 30-30-30-30  
 Blow, weak (died 23 mins)  
 2nd opening - no blow  
 Rec; 10' slightly off cut mud  
 (5900 lb; 95% mud)  
 pressures: Isip 375 ps  
 fsip 395  
 IGP 18-21  
 fpp 22-21

Lease # 3241  
City 3241

v. c sh.  
silly in part  
ls tan / foss; dense; Jr. FeS<sub>2</sub>

DSE#1 3626-2690  
30-30-30-30  
Blow, weak (died 23 mins)  
2nd opening - no blow  
rec; 10' slightly oil  
cut mud  
(5900 lb; 9590 mud)

pressures: Isip 375 psi  
fsip 395  
lfp 18-21  
ffp 22-21  
1634  
- 1569 psi



Arbuckle  
3287 (-153T)

max purple grey sh  
+ 2' max yellow limbed ls.

lime green cal sand  
+ max purple grey  
brick red sh.

dol; tan / crm; f-x-l; snc; scatt; s  
fr sh; sfo; odor

dol; aa; fr. scatt sh; sfo;  
ft. odor

aa; scatt s; brown sh; scatt  
sfo; odor fr. gm / dse-dol.

dol; tan / crm; f-med x l;  
scatt; vuggy / pp; brown sh  
sfo; odor fr. grey wh.  
dol / page A

dol; grey / crm; f-x-l; vuggy /  
sub oolite; wh; ool A

dol; aa / grey - wh; f-x-l; snc  
few Δ; wh + wh / grey bony  
A

aa; inc sandy  
+ wh Δ s, wh chive

RTD 3400

DSE#2