



Confidentiality Requested:

Yes No

KANSAS CORPORATION COMMISSION 1206309
OIL & GAS CONSERVATION DIVISION

Form ACO-1

August 2013

Form must be Typed
Form must be Signed
All blanks must be Filled

WELL COMPLETION FORM
WELL HISTORY - DESCRIPTION OF WELL & LEASE

OPERATOR: License # _____

Name: _____

Address 1: _____

Address 2: _____

City: _____ State: _____ Zip: _____ + _____

Contact Person: _____

Phone: (_____) _____

CONTRACTOR: License # _____

Name: _____

Wellsite Geologist: _____

Purchaser: _____

Designate Type of Completion:

- New Well Re-Entry Workover
- Oil WSW SWD SIOW
- Gas D&A ENHR SIGW
- OG GSW Temp. Abd.
- CM (Coal Bed Methane)
- Cathodic Other (Core, Expl., etc.): _____

If Workover/Re-entry: Old Well Info as follows:

Operator: _____

Well Name: _____

Original Comp. Date: _____ Original Total Depth: _____

- Deepening Re-perf. Conv. to ENHR Conv. to SWD
- Plug Back Conv. to GSW Conv. to Producer
- Commingled Permit #: _____
- Dual Completion Permit #: _____
- SWD Permit #: _____
- ENHR Permit #: _____
- GSW Permit #: _____

Spud Date or Recompletion Date	Date Reached TD	Completion Date or Recompletion Date
-----------------------------------	-----------------	---

API No. 15 - _____

Spot Description: _____

_____ - _____ - _____ Sec. _____ Twp. _____ S. R. _____ East West

_____ Feet from North / South Line of Section

_____ Feet from East / West Line of Section

Footages Calculated from Nearest Outside Section Corner:

- NE NW SE SW

GPS Location: Lat: _____, Long: _____
(e.g. xx.xxxxx) (e.g. -xxx.xxxxx)

Datum: NAD27 NAD83 WGS84

County: _____

Lease Name: _____ Well #: _____

Field Name: _____

Producing Formation: _____

Elevation: Ground: _____ Kelly Bushing: _____

Total Vertical Depth: _____ Plug Back Total Depth: _____

Amount of Surface Pipe Set and Cemented at: _____ Feet

Multiple Stage Cementing Collar Used? Yes No

If yes, show depth set: _____ Feet

If Alternate II completion, cement circulated from: _____

feet depth to: _____ w/ _____ sx cmt.

Drilling Fluid Management Plan

(Data must be collected from the Reserve Pit)

Chloride content: _____ ppm Fluid volume: _____ bbls

Dewatering method used: _____

Location of fluid disposal if hauled offsite:

Operator Name: _____

Lease Name: _____ License #: _____

Quarter _____ Sec. _____ Twp. _____ S. R. _____ East West

County: _____ Permit #: _____

AFFIDAVIT

I am the affiant and I hereby certify that all requirements of the statutes, rules and regulations promulgated to regulate the oil and gas industry have been fully complied with and the statements herein are complete and correct to the best of my knowledge.

Submitted Electronically

KCC Office Use ONLY

- Confidentiality Requested
Date: _____
- Confidential Release Date: _____
- Wireline Log Received
- Geologist Report Received
- UIC Distribution
- ALT I II III Approved by: _____ Date: _____

1206309

Operator Name: _____ Lease Name: _____ Well #: _____

Sec. _____ Twp. _____ S. R. _____ East West County: _____

INSTRUCTIONS: Show important tops of formations penetrated. Detail all cores. Report all final copies of drill stems tests giving interval tested, time tool open and closed, flowing and shut-in pressures, whether shut-in pressure reached static level, hydrostatic pressures, bottom hole temperature, fluid recovery, and flow rates if gas to surface test, along with final chart(s). Attach extra sheet if more space is needed.

Final Radioactivity Log, Final Logs run to obtain Geophysical Data and Final Electric Logs must be emailed to kcc-well-logs@kcc.ks.gov. Digital electronic log files must be submitted in LAS version 2.0 or newer AND an image file (TIFF or PDF).

Drill Stem Tests Taken <i>(Attach Additional Sheets)</i>	<input type="checkbox"/> Yes <input type="checkbox"/> No	<input type="checkbox"/> Log	Formation (Top), Depth and Datum	<input type="checkbox"/> Sample
Samples Sent to Geological Survey	<input type="checkbox"/> Yes <input type="checkbox"/> No	Name	Top	Datum
Cores Taken	<input type="checkbox"/> Yes <input type="checkbox"/> No			
Electric Log Run	<input type="checkbox"/> Yes <input type="checkbox"/> No			
List All E. Logs Run:				

CASING RECORD <input type="checkbox"/> New <input type="checkbox"/> Used							
Report all strings set-conductor, surface, intermediate, production, etc.							
Purpose of String	Size Hole Drilled	Size Casing Set (In O.D.)	Weight Lbs. / Ft.	Setting Depth	Type of Cement	# Sacks Used	Type and Percent Additives

ADDITIONAL CEMENTING / SQUEEZE RECORD				
Purpose:	Depth Top Bottom	Type of Cement	# Sacks Used	Type and Percent Additives
<input type="checkbox"/> Perforate				
<input type="checkbox"/> Protect Casing				
<input type="checkbox"/> Plug Back TD				
<input type="checkbox"/> Plug Off Zone				

Did you perform a hydraulic fracturing treatment on this well? Yes No *(If No, skip questions 2 and 3)*

Does the volume of the total base fluid of the hydraulic fracturing treatment exceed 350,000 gallons? Yes No *(If No, skip question 3)*

Was the hydraulic fracturing treatment information submitted to the chemical disclosure registry? Yes No *(If No, fill out Page Three of the ACO-1)*

Shots Per Foot	PERFORATION RECORD - Bridge Plugs Set/Type Specify Footage of Each Interval Perforated	Acid, Fracture, Shot, Cement Squeeze Record <i>(Amount and Kind of Material Used)</i>	Depth

TUBING RECORD: Size: _____ Set At: _____ Packer At: _____ Liner Run: Yes No

Date of First, Resumed Production, SWD or ENHR: _____ Producing Method:
 Flowing Pumping Gas Lift Other *(Explain)* _____

Estimated Production Per 24 Hours	Oil Bbls.	Gas Mcf	Water Bbls.	Gas-Oil Ratio	Gravity

DISPOSITION OF GAS: <input type="checkbox"/> Vented <input type="checkbox"/> Sold <input type="checkbox"/> Used on Lease <i>(If vented, Submit ACO-18.)</i>	METHOD OF COMPLETION: <input type="checkbox"/> Open Hole <input type="checkbox"/> Perf. <input type="checkbox"/> Dually Comp. <input type="checkbox"/> Commingled <i>(Submit ACO-5)</i> <input type="checkbox"/> Other <i>(Specify)</i> _____ <input type="checkbox"/> Other <i>(Specify)</i> _____	PRODUCTION INTERVAL: _____ _____
--	---	---

QUALITY OILWELL CEMENTING, INC.

Federal Tax I.D.# 20-2886107

Phone 785-483-2025
Cell 785-324-1041

Home Office P.O. Box 32 Russell, KS 67665

No. 426

Date	5-7-14	Sec.	8	Twp.	15	Range	20	County	Rice	State	KS	On Location	5.45pm	Finish	7.00pm
------	--------	------	---	------	----	-------	----	--------	------	-------	----	-------------	--------	--------	--------

Location Clefflin E to 2nd 15 1/2 E

Lease Beck Well No. 1 Owner Sinyc

Contractor Royal 2 To Quality Oilwell Cementing, Inc.
Type Job Surface You are hereby requested to rent cementing equipment and furnish
cementer and helper to assist owner or contractor to do work as listed.

Hole Size 12 1/4 T.D. 347 Charge To KJM

Csg. 9 5/8 Depth 347.19 Street

Tbg. Size Depth City State

Tool Depth The above was done to satisfaction and supervision of owner agent or contractor.

Cement Left in Csg. 20ft Shoe Joint 20ft Cement Amount Ordered 180 Com 3/8cc

Meas Line Displace 20.5 BBL 2% gel

EQUIPMENT Common

Pumptrk 5 No. Cementer Mit Poz. Mix

Bulktrk 1 No. Driver Dave Gel.

Bulktrk 04 No. Driver Clyton Calcium.

JOB SERVICES & REMARKS Hulls

Remarks: Salt

Rat Hole Flowseal

Mouse Hole Kol-Seal

Centralizers Mud CLR 48

Baskets CFL-117 or CD110 CAF 38

D/V or Port Collar Sand

Handling

Mileage

FLOAT EQUIPMENT

Guide Shoe

Centralizer

Baskets

AFU Inserts

Float Shoe

Latch Down

Pumptrk Charge

Mileage

Signature Tax

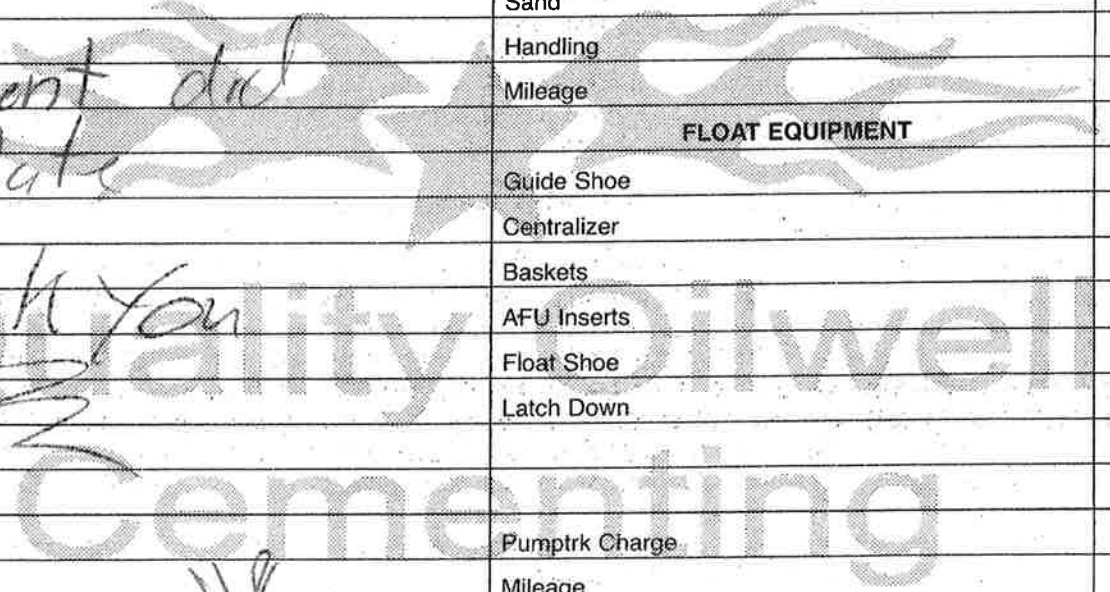
Discount

Total Charge

*Cement did
Circulate*

Thank you

Tom Blake



QUALITY OILWELL CEMENTING, INC.

Federal Tax I.D.# 20-2886107

Phone 785-483-2025
Cell 785-324-1041

Home Office P.O. Box 32 Russell, KS 67665

No. 125

Date	5-14-2014	Sec.	8	Twp.	18	Range	10	County	Rice	State	Kansas	On Location		Finish	4:15 AM
Location													CLOFLIN KS. 3 E TO RD #2 1S 2E 1/4S		

Lease	Beck	Well No.	1	Owner	To Quality Oilwell Cementing, Inc. You are hereby requested to rent cementing equipment and furnish cementer and helper to assist owner or contractor to do work as listed.
Contractor	ROYAL DRLLG.	Rig #	2	Charge To	RJM. Company
Type Job	PRODUCTION STRING	Hole Size	7 7/8	T.D.	3264 LTD 3263 RTD
Csg.	5 1/2 NEW	Depth	3261	Street	
Tbg. Size		Depth		City	State
Tool	LATCH DOWN PLUG	Depth Assy @	3242	The above was done to satisfaction and supervision of owner agent or contractor.	
Cement Left in Csg.	19.27	Shoe Joint	19.27	Cement Amount Ordered	180 SX COM.
Meas Line		Displace	77.20 BBL	10% SALT 5% GILSONITE	

EQUIPMENT				Common
Pumptrk	18	No.	Cementor	Poz. Mix
			Helper	
Bulktrk	15	No.	Driver	Gel.
			Driver	
Bulktrk		No.	Driver	Calcium
			Driver	

JOB SERVICES & REMARKS		Hulls
Remarks:	ROTATING HEAD	Salt
Rat Hole	30 SX	Flowseal
Mouse Hole		Kol-Seal
Centralizers	1, 2, 3, 4, 5, 6, 7, 8, 9	Mud CLR 48
Baskets	2, 5	500 Gal
D/V or Port Collar		CFL-117 or CD110 CAF 38
	RAN 27 NEW JOINTS OF 15" # 5 1/2 CSG.	Sand
	SET @ 3261, RECEIVED CIRCULATION	Handling
	DROP AFU BALL, CIRCULATE 1/2 HR.	Mileage
	PUMP 500 GAL MUD-FLUSH, & CEMENT	5 1/2 FLOAT EQUIPMENT I.R.
	W/ 135 SX COM. 10% SALT, 5% GILSONITE	Guide Shoe
	ROTATE WHILE CEMENTING, & DISPLACE	Centralizer 9 TURBO
	CLEAR-LINE, RELEASE LATCH DN. PLUG.	Baskets 2
	& DISPLACE A TOTAL OF 77 BBL	AFU Inserts
	HAND PLUG @ 1200'. RELEASE	Float Shoe 1
	PRESSURE & FLOAT-PLUG (HELD)	Latch Down 1 ASSY
		Pumptrk Charge
		Mileage

THANK'S
Tom Blake
Signature

Tax	
Discount	
Total Charge	

GENERAL INFORMATION

Client Information:

Company: RJM COMPANY

Contact: BRAD MILLER

Phone: Fax: e-mail:

Site Information:

Contact: WYATT URBAN

Phone: Fax: e-mail:

Well Information:

Name: BECK \$1

Operator: RJM CO.

Location-Downhole:

Location-Surface: S8/18S/10W

Test Information:

Company: DIAMOND TESTING

Representative: JOHN RIEDL

Supervisor: WYATT URBAN

Test Type: DST #1 CONVENTIONAL Job Number: J3232

Test Unit:

Start Date: 2014/05/11 Start Time: 21:15:00

End Date: 2014/05/12 End Time: 04:00:00

Report Date: 2014/05/12 Prepared By: JOHN RIEDL

Remarks: Qualified By: WYATT URBAN

RECOVERY: GAS TO SURFACE, 130' GASSY MUD, 190' SLIGHTLY GAS+OIL CUT WATER CUT MUD



DIAMOND TESTING
P.O. Box 157
HOISINGTON, KANSAS 67544
(800) 542-7313
DRILL-STEM TEST TICKET
FILE: _____

TIME ON: _____
TIME OFF: _____

Company _____ Lease & Well No. _____
Contractor _____ Charge to _____
Elevation _____ Formation _____ Effective Pay _____ Ft. Ticket No. _____
Date _____ Sec. _____ Twp. _____ S Range _____ W County _____ State **KANSAS**
Test Approved By _____ Diamond Representative _____

Formation Test No. _____ Interval Tested from _____ ft. to _____ ft. Total Depth _____ ft.
Packer Depth _____ ft. Size 6 3/4 in. Packer depth _____ ft. Size 6 3/4 in.
Packer Depth _____ ft. Size 6 3/4 in. Packer depth _____ ft. Size 6 3/4 in.
Depth of Selective Zone Set _____

Top Recorder Depth (Inside) _____ ft. Recorder Number _____ Cap. _____ P.S.I.
Bottom Recorder Depth (Outside) _____ ft. Recorder Number _____ Cap. _____ P.S.I.
Below Straddle Recorder Depth _____ ft. Recorder Number _____ Cap. _____ P.S.I.

Mud Type _____ Viscosity _____ Drill Collar Length _____ ft. I.D. 2 1/4 in.
Weight _____ Water Loss _____ cc. Weight Pipe Length _____ ft. I.D. 2 7/8 in.
Chlorides _____ P.P.M. Drill Pipe Length _____ ft. I.D. 3 1/2 in.
Jars: Make STERLING Serial Number _____ Test Tool Length _____ ft. Tool Size 3 1/2-IF in.
Did Well Flow? _____ Reversed Out _____ Anchor Length _____ ft. Size 4 1/2-FH in.
Main Hole Size 7 7/8 Tool Joint Size 4 1/2 in. Surface Choke Size 1 in. Bottom Choke Size 5/8 in.

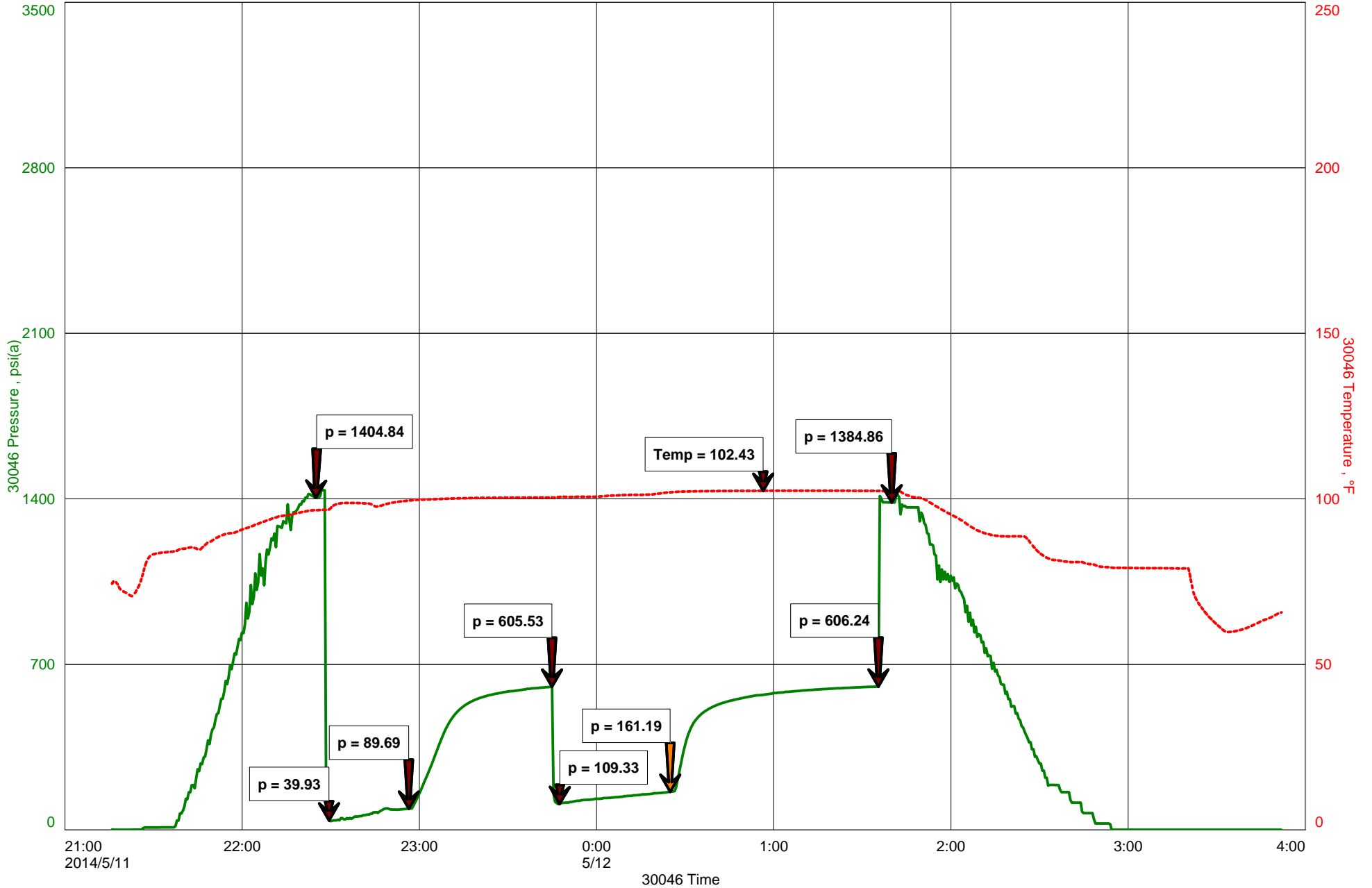
Blow: 1st Open: _____
2nd Open: _____

Recovered _____ ft. of _____	Price Job Other Charges Insurance Total
Recovered _____ ft. of _____	
Recovered _____ ft. of _____	
Recovered _____ ft. of _____	
Recovered _____ ft. of _____	
Recovered _____ ft. of _____	
Remarks: _____	

Time Set Packer(s) _____ A.M. P.M. Time Started Off Bottom _____ A.M. P.M. Maximum Temperature _____
Initial Hydrostatic Pressure..... (A) _____ P.S.I.
Initial Flow Period..... Minutes _____ (B) _____ P.S.I. to (C) _____ P.S.I.
Initial Closed In Period..... Minutes _____ (D) _____ P.S.I.
Final Flow Period..... Minutes _____ (E) _____ P.S.I. to (F) _____ P.S.I.
Final Closed In Period..... Minutes _____ (G) _____ P.S.I.
Final Hydrostatic Pressure..... (H) _____ P.S.I.

Diamond Testing shall not be liable for damages of any kind to the property or personnel of the one for whom a test is made or for any loss suffered or sustained, directly or indirectly, through the use of its equipment, or its statement or opinion concerning the result of any test. Tools lost or damaged in the hole shall be paid for at cost by the party for whom the test is made.

BECK \$1



GENERAL INFORMATION

Client Information:

Company: RJM COMPANY

Contact: BRAD MILLER

Phone: Fax: e-mail:

Site Information:

Contact: WYATT URBAN

Phone: Fax: e-mail:

Well Information:

Name: BECK #1

Operator: RJM COMPANY

Location-Downhole:

Location-Surface: S8/18S/10W

Test Information:

Company: DIAMOND TESTING

Representative: JOHN RIEDL

Supervisor: WYATT URBAN

Test Type: DST #1 CONVENTIONAL Job Number: J3233

Test Unit:

Start Date: 2014/05/12 Start Time: 22:50:00

End Date: 2014/05/13 End Time: 05:00:00

Report Date: 2014/05/13 Prepared By: JOHN RIEDL

Qualified By: WYATT URBAN

Remarks:

RECOVERY: 100' SLOGGM



DIAMOND TESTING
P.O. Box 157
HOISINGTON, KANSAS 67544
(800) 542-7313
DRILL-STEM TEST TICKET
FILE: _____

TIME ON: _____
TIME OFF: _____

Company _____ Lease & Well No. _____
Contractor _____ Charge to _____
Elevation _____ Formation _____ Effective Pay _____ Ft. Ticket No. _____
Date _____ Sec. _____ Twp. _____ S Range _____ W County _____ State **KANSAS**
Test Approved By _____ Diamond Representative _____

Formation Test No. _____ Interval Tested from _____ ft. to _____ ft. Total Depth _____ ft.
Packer Depth _____ ft. Size 6 3/4 in. Packer depth _____ ft. Size 6 3/4 in.
Packer Depth _____ ft. Size 6 3/4 in. Packer depth _____ ft. Size 6 3/4 in.
Depth of Selective Zone Set _____

Top Recorder Depth (Inside) _____ ft. Recorder Number _____ Cap. _____ P.S.I.
Bottom Recorder Depth (Outside) _____ ft. Recorder Number _____ Cap. _____ P.S.I.
Below Straddle Recorder Depth _____ ft. Recorder Number _____ Cap. _____ P.S.I.

Mud Type _____ Viscosity _____ Drill Collar Length _____ ft. I.D. 2 1/4 in.
Weight _____ Water Loss _____ cc. Weight Pipe Length _____ ft. I.D. 2 7/8 in.
Chlorides _____ P.P.M. Drill Pipe Length _____ ft. I.D. 3 1/2 in.
Jars: Make STERLING Serial Number _____ Test Tool Length _____ ft. Tool Size 3 1/2-IF in.
Did Well Flow? _____ Reversed Out _____ Anchor Length _____ ft. Size 4 1/2-FH in.
Main Hole Size 7 7/8 Tool Joint Size 4 1/2 in. Surface Choke Size 1 in. Bottom Choke Size 5/8 in.

Blow: 1st Open: _____
2nd Open: _____

Recovered _____ ft. of _____	Price Job Other Charges Insurance Total
Recovered _____ ft. of _____	
Recovered _____ ft. of _____	
Recovered _____ ft. of _____	
Recovered _____ ft. of _____	
Recovered _____ ft. of _____	
Remarks: _____	

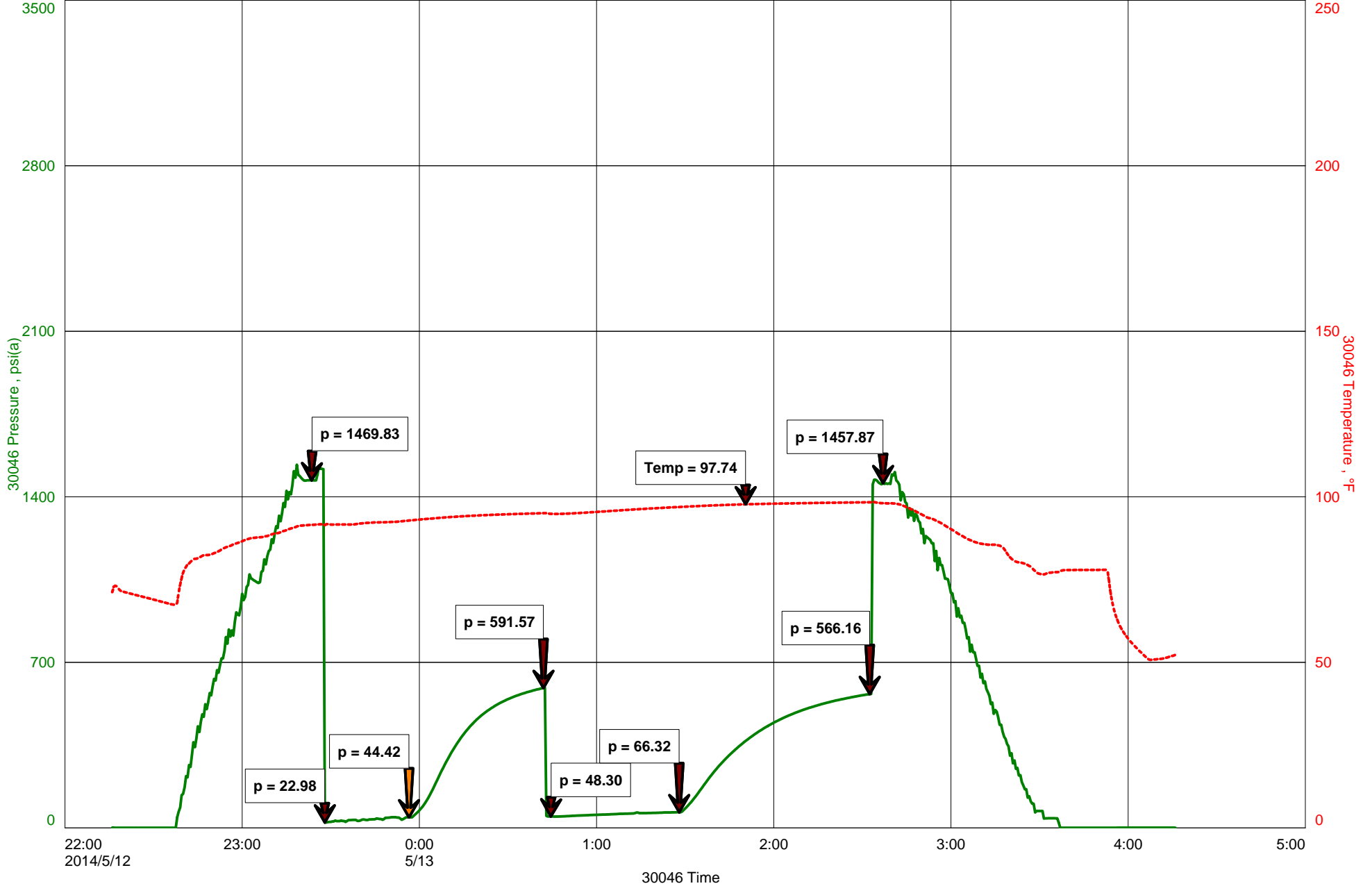
Time Set Packer(s) _____ A.M. P.M. Time Started Off Bottom _____ A.M. P.M. Maximum Temperature _____
Initial Hydrostatic Pressure..... (A) _____ P.S.I.
Initial Flow Period..... Minutes _____ (B) _____ P.S.I. to (C) _____ P.S.I.
Initial Closed In Period..... Minutes _____ (D) _____ P.S.I.
Final Flow Period..... Minutes _____ (E) _____ P.S.I. to (F) _____ P.S.I.
Final Closed In Period..... Minutes _____ (G) _____ P.S.I.
Final Hydrostatic Pressure..... (H) _____ P.S.I.

Diamond Testing shall not be liable for damages of any kind to the property or personnel of the one for whom a test is made or for any loss suffered or sustained, directly or indirectly, through the use of its equipment, or its statement or opinion concerning the result of any test. Tools lost or damaged in the hole shall be paid for at cost by the party for whom the test is made.

RJM COMPANY
Start Test Date: 2014/05/12
Final Test Date: 2014/05/13

BECK #1
Formation: KC "H-L"
Job Number: J3233

BECK #1



GENERAL INFORMATION

Client Information:

Company: RJM COMPANY

Contact: BRAD MILLER

Phone: Fax: e-mail:

Site Information:

Contact: WYATT URBAN

Phone: Fax: e-mail:

Well Information:

Name: BECK #1

Operator: RJM COMPANY

Location-Downhole:

Location-Surface: S8/18S/10W

Test Information:

Company: DIAMOND TESTING

Representative: JOHN RIEDL

Supervisor: WYATT URBAN

Test Type: DST #3 CONVENTIONAL Job Number: J3234

Test Unit:

Start Date: 2014/05/13 Start Time: 12:30:00

End Date: 2014/05/14 End Time: 19:00:00

Report Date: 2014/05/13 Prepared By: JOHN RIEDL

Remarks: Qualified By: WYATT URBAN

RECOVERY: 190' GAS CUT OIL, 440' GAS +WATER CUT MUDDY OIL, 250' WATER



DIAMOND TESTING
P.O. Box 157
HOISINGTON, KANSAS 67544
(800) 542-7313
DRILL-STEM TEST TICKET
FILE: _____

TIME ON: _____
TIME OFF: _____

Company _____ Lease & Well No. _____
Contractor _____ Charge to _____
Elevation _____ Formation _____ Effective Pay _____ Ft. Ticket No. _____
Date _____ Sec. _____ Twp. _____ S Range _____ W County _____ State **KANSAS**
Test Approved By _____ Diamond Representative _____

Formation Test No. _____ Interval Tested from _____ ft. to _____ ft. Total Depth _____ ft.
Packer Depth _____ ft. Size 6 3/4 in. Packer depth _____ ft. Size 6 3/4 in.
Packer Depth _____ ft. Size 6 3/4 in. Packer depth _____ ft. Size 6 3/4 in.
Depth of Selective Zone Set _____

Top Recorder Depth (Inside) _____ ft. Recorder Number _____ Cap. _____ P.S.I.
Bottom Recorder Depth (Outside) _____ ft. Recorder Number _____ Cap. _____ P.S.I.
Below Straddle Recorder Depth _____ ft. Recorder Number _____ Cap. _____ P.S.I.

Mud Type _____ Viscosity _____ Drill Collar Length _____ ft. I.D. 2 1/4 in.
Weight _____ Water Loss _____ cc. Weight Pipe Length _____ ft. I.D. 2 7/8 in.
Chlorides _____ P.P.M. Drill Pipe Length _____ ft. I.D. 3 1/2 in.
Jars: Make STERLING Serial Number _____ Test Tool Length _____ ft. Tool Size 3 1/2-IF in.
Did Well Flow? _____ Reversed Out _____ Anchor Length _____ ft. Size 4 1/2-FH in.
Main Hole Size 7 7/8 Tool Joint Size 4 1/2 in. Surface Choke Size 1 in. Bottom Choke Size 5/8 in.

Blow: 1st Open: _____
2nd Open: _____

Recovered _____ ft. of _____	Price Job Other Charges Insurance Total
Recovered _____ ft. of _____	
Recovered _____ ft. of _____	
Recovered _____ ft. of _____	
Recovered _____ ft. of _____	
Recovered _____ ft. of _____	
Remarks: _____	

Time Set Packer(s) _____ A.M. P.M. Time Started Off Bottom _____ A.M. P.M. Maximum Temperature _____
Initial Hydrostatic Pressure..... (A) _____ P.S.I.
Initial Flow Period..... Minutes _____ (B) _____ P.S.I. to (C) _____ P.S.I.
Initial Closed In Period..... Minutes _____ (D) _____ P.S.I.
Final Flow Period..... Minutes _____ (E) _____ P.S.I. to (F) _____ P.S.I.
Final Closed In Period..... Minutes _____ (G) _____ P.S.I.
Final Hydrostatic Pressure..... (H) _____ P.S.I.

Diamond Testing shall not be liable for damages of any kind to the property or personnel of the one for whom a test is made or for any loss suffered or sustained, directly or indirectly, through the use of its equipment, or its statement or opinion concerning the result of any test. Tools lost or damaged in the hole shall be paid for at cost by the party for whom the test is made.

BECK #1

