







PROLOG
PROLOG SOFTWARE CORPORATION
10000 W. CENTRAL EXPRESSWAY
DALLAS, TEXAS 75243
TEL: 972.980.9300 FAX: 972.980.9301
WWW.PROLOG.COM

PROLOG SOFTWARE CORPORATION
10000 W. CENTRAL EXPRESSWAY
DALLAS, TEXAS 75243
TEL: 972.980.9300 FAX: 972.980.9301
WWW.PROLOG.COM



DRILL LOG REPORT

DEPTH (FEET)	TIME (MIN)	LOG DESCRIPTION
0	10:00	Surface
10	10:05	...
20	10:10	...
30	10:15	...
40	10:20	...
50	10:25	...
60	10:30	...
70	10:35	...
80	10:40	...
90	10:45	...
100	10:50	...

DRILL LOG REPORT

DEPTH (FEET)	TIME (MIN)	LOG DESCRIPTION
0	10:00	Surface
10	10:05	...
20	10:10	...
30	10:15	...
40	10:20	...
50	10:25	...
60	10:30	...
70	10:35	...
80	10:40	...
90	10:45	...
100	10:50	...

