

KANSAS CORPORATION COMMISSION
OIL & GAS CONSERVATION DIVISION

Form U3C
June 2015
Form must be Typed
Form must be completed
on a per well basis

**ANNUAL REPORT OF PRESSURE MONITORING,
FLUID INJECTION AND ENHANCED RECOVERY**

Complete all blanks - add pages if needed. Copy to be retained for five (5) years after filing date.

OPERATOR: License # _____
Name: _____
Address 1: _____
Address 2: _____
City: _____ State: _____ Zip: _____ + _____
Contact Person: _____
Phone: (_____) _____
Lease Name: _____
Well Number: _____

API No.: _____
Permit No.: _____
Reporting Year: _____
(January 1 to December 31)
____ - ____ - ____ - ____ Sec. ____ Twp. ____ S. R. ____ E W
(a/a/a/a)
_____ feet from N / S Line of Section
_____ feet from E / W Line of Section
County: _____

I. Injection Fluid:

Type (Pick one): Fresh Water Treated Brine Untreated Brine Water/Brine
Source: Produced Water Other (Attach list)
Quality: Total Dissolved Solids: _____ mg/l Specific Gravity: _____ Additives: _____
(Attach water analysis, if available)

II. Well Data:

Maximum Authorized Injection Pressure: _____ psi Injection Zone: _____
Maximum Authorized Injection Rate: _____ barrels per day
Total Number of Enhanced Recovery Injection Wells Covered by this Permit: _____ (Include TA's)

III.	Month:	Total Fluid Injected BBL	Maximum Fluid Pressure	Total Gas Injected MCF	Maximum Gas Pressure	# Days of Injection
	January	_____	_____	_____	_____	_____
	February	_____	_____	_____	_____	_____
	March	_____	_____	_____	_____	_____
	April	_____	_____	_____	_____	_____
	May	_____	_____	_____	_____	_____
	June	_____	_____	_____	_____	_____
	July	_____	_____	_____	_____	_____
	August	_____	_____	_____	_____	_____
	September	_____	_____	_____	_____	_____
	October	_____	_____	_____	_____	_____
	November	_____	_____	_____	_____	_____
	December	_____	_____	_____	_____	_____
	TOTAL	_____	_____	_____	_____	_____

Units of Measurement: **Standard**

Water Analysis Report

Production Company: **Falcon Exploration**
Well Name: **Yount**
Sample Point: **disposal**
Sample Date: **2/23/2016**
Sample ID: **WA-331999**

Sales Rep: **Timothy Schiffelbein**
Lab Tech: **Beatrice Rodriguez**

Scaling potential predicted using ScaleSoftPitzer from
Brine Chemistry Consortium (Rice University)

Sample Specifics		Analysis @ Properties in Sample Specifics			
Test Date:	3/8/2016	<i>Cations</i>	<i>mg/L</i>	<i>Anions</i>	<i>mg/L</i>
System Temperature 1 (°F):	300	Sodium (Na):	17128.65	Chloride (Cl):	30000.00
System Pressure 1 (psig):	3000	Potassium (K):	257.08	Sulfate (SO4):	102.00
System Temperature 2 (°F):	72	Magnesium (Mg):	375.44	Bicarbonate (HCO3):	244.00
System Pressure 2 (psig):	71	Calcium (Ca):	1380.52	Carbonate (CO3):	
Calculated Density (g/ml):	1.0312	Strontium (Sr):	38.44	Acetic Acid (CH3COO)	
pH:	7.50	Barium (Ba):	0.00	Propionic Acid (C2H5COO)	
Calculated TDS (mg/L):	49535.97	Iron (Fe):	0.48	Butanoic Acid (C3H7COO)	
CO2 in Gas (%):		Zinc (Zn):	0.01	Isobutyric Acid ((CH3)2CHCOO)	
Dissolved CO2 (mg/L):	200.00	Lead (Pb):	0.01	Fluoride (F):	
H2S in Gas (%):		Ammonia NH3:		Bromine (Br):	
H2S in Water (mg/L):	2.50	Manganese (Mn):	0.08	Silica (SiO2):	9.26
Tot. Suspended Solids (mg/L):		Aluminum (Al):		Calcium Carbonate (CaCO3):	
Corrosivity (Langlier Sat. Indx)	0.00	Lithium (Li):		Phosphates (PO4):	
Alkalinity:		Boron (B):		Oxygen (O2):	
		Silicon (Si):	4.33		

Notes:

(PTB = Pounds per Thousand Barrels)

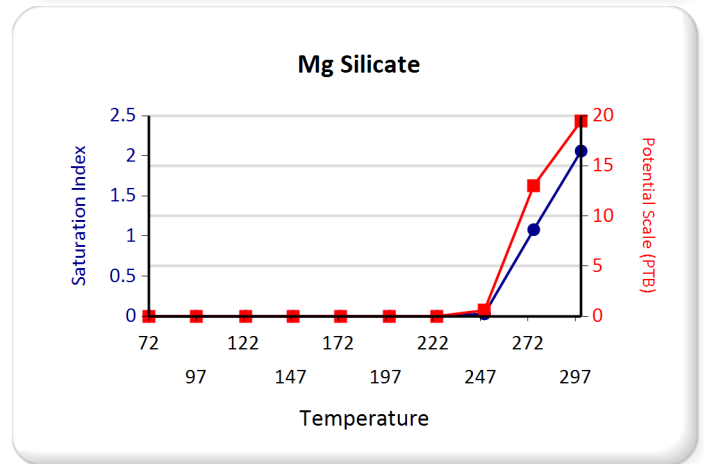
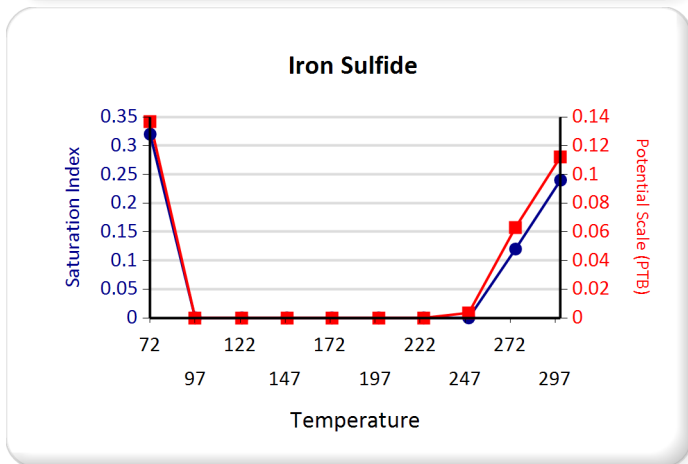
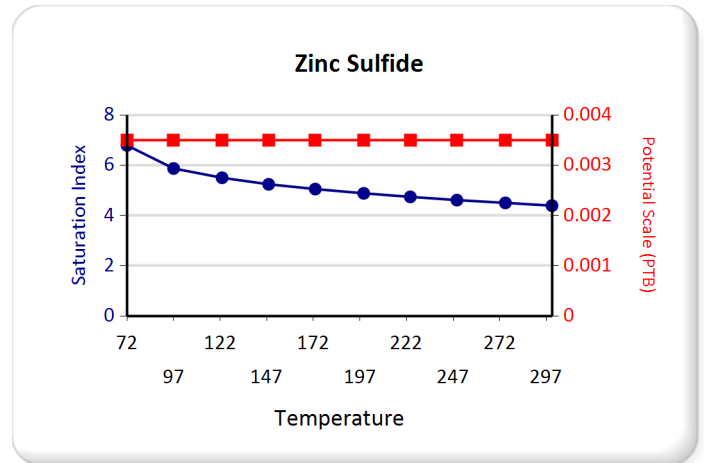
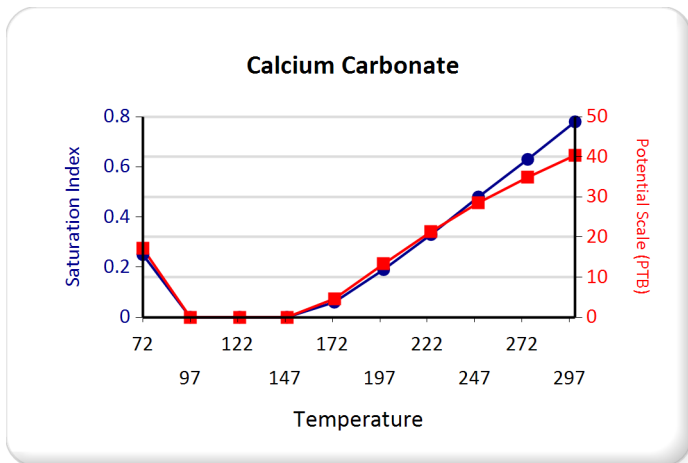
Temp (°F)	PSI	Calcium Carbonate		Barium Sulfate		Iron Sulfide		Iron Carbonate		Gypsum CaSO4·2H2O		Celestite SrSO4		Halite NaCl		Zinc Sulfide		
		SI	PTB	SI	PTB	SI	PTB	SI	PTB	SI	PTB	SI	PTB	SI	PTB	SI	PTB	
72.00	71.00	0.25	17.13	0.00	0.00	0.32	0.14	0.00	0.00	0.00	0.00	0.00	0.00	0.00	0.00	0.00	6.79	0.00
97.00	396.00	0.00	0.00	0.00	0.00	0.00	0.00	0.00	0.00	0.00	0.00	0.00	0.00	0.00	0.00	0.00	5.87	0.00
123.00	722.00	0.00	0.00	0.00	0.00	0.00	0.00	0.00	0.00	0.00	0.00	0.00	0.00	0.00	0.00	0.00	5.50	0.00
148.00	1047.00	0.00	0.00	0.00	0.00	0.00	0.00	0.00	0.00	0.00	0.00	0.00	0.00	0.00	0.00	0.00	5.24	0.00
173.00	1373.00	0.06	4.60	0.00	0.00	0.00	0.00	0.00	0.00	0.00	0.00	0.00	0.00	0.00	0.00	0.00	5.05	0.00
199.00	1698.00	0.19	13.29	0.00	0.00	0.00	0.00	0.00	0.00	0.00	0.00	0.00	0.00	0.00	0.00	0.00	4.88	0.00
224.00	2024.00	0.33	21.33	0.00	0.00	0.00	0.00	0.00	0.00	0.00	0.00	0.00	0.00	0.00	0.00	0.00	4.74	0.00
249.00	2349.00	0.48	28.54	0.00	0.00	0.00	0.00	0.00	0.00	0.00	0.00	0.00	0.00	0.00	0.00	0.00	4.61	0.00
275.00	2675.00	0.63	34.89	0.00	0.00	0.12	0.06	0.00	0.00	0.00	0.00	0.00	0.00	0.00	0.00	0.00	4.50	0.00
300.00	3000.00	0.78	40.39	0.00	0.00	0.24	0.11	0.00	0.00	0.00	0.00	0.00	0.00	0.00	0.00	0.00	4.39	0.00

Water Analysis Report

Temp (°F)	PSI	Hemihydrate CaSO4~0.5H2O		Anhydrate CaSO4		Calcium Fluoride		Zinc Carbonate		Lead Sulfide		Mg Silicate		Ca Mg Silicate		Fe Silicate	
		SI	PTB	SI	PTB	SI	PTB	SI	PTB	SI	PTB	SI	PTB	SI	PTB	SI	PTB
72.00	71.00	0.00	0.00	0.00	0.00	0.00	0.00	0.00	0.00	9.16	0.00	0.00	0.00	0.00	0.00	0.00	0.00
97.00	396.00	0.00	0.00	0.00	0.00	0.00	0.00	0.00	0.00	7.93	0.00	0.00	0.00	0.00	0.00	0.00	0.00
123.00	722.00	0.00	0.00	0.00	0.00	0.00	0.00	0.00	0.00	7.28	0.00	0.00	0.00	0.00	0.00	0.00	0.00
148.00	1047.00	0.00	0.00	0.00	0.00	0.00	0.00	0.00	0.00	6.79	0.00	0.00	0.00	0.00	0.00	0.00	0.00
173.00	1373.00	0.00	0.00	0.00	0.00	0.00	0.00	0.00	0.00	6.38	0.00	0.00	0.00	0.00	0.00	0.00	0.00
199.00	1698.00	0.00	0.00	0.00	0.00	0.00	0.00	0.00	0.00	6.02	0.00	0.00	0.00	0.00	0.00	0.00	0.00
224.00	2024.00	0.00	0.00	0.00	0.00	0.00	0.00	0.00	0.00	5.72	0.00	0.00	0.00	0.00	0.00	0.00	0.00
249.00	2349.00	0.00	0.00	0.00	0.00	0.00	0.00	0.00	0.00	5.44	0.00	0.03	0.59	0.00	0.00	0.00	0.00
275.00	2675.00	0.00	0.00	0.00	0.00	0.00	0.00	0.00	0.00	5.19	0.00	1.08	13.04	0.00	0.00	0.00	0.00
300.00	3000.00	0.00	0.00	0.00	0.00	0.00	0.00	0.00	0.00	4.97	0.00	2.06	19.48	0.34	3.29	0.00	0.00

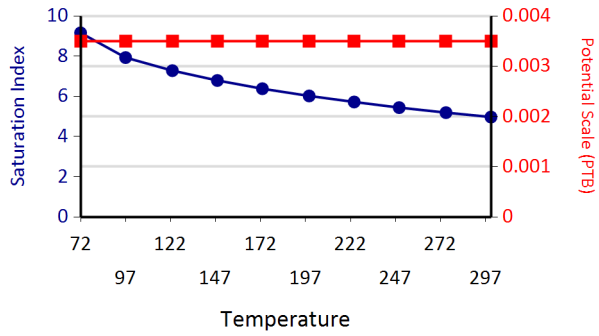
These scales have positive scaling potential under initial temperature and pressure: Calcium Carbonate Iron Sulfide Zinc Sulfide Lead Sulfide

These scales have positive scaling potential under final temperature and pressure: Calcium Carbonate Iron Sulfide Zinc Sulfide Lead Sulfide Mg Silicate Ca Mg Silicate



Water Analysis Report

Lead Sulfide



Ca Mg Silicate

