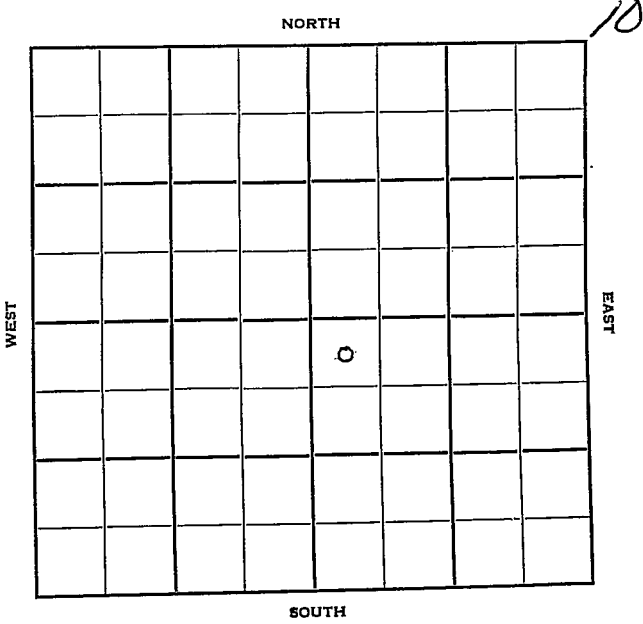


Section 1 Township 17 Range 12-W

Well No. #1 Blyth

Company Kiowa Drlg & Drillers Gas



Sec. 1 Twp. 17 R. 12W

Well No. #1 Blyth Farm _____
Kiowa Drlg. & Driller Gas Company _____
Kiowa Drlg. Contractor _____

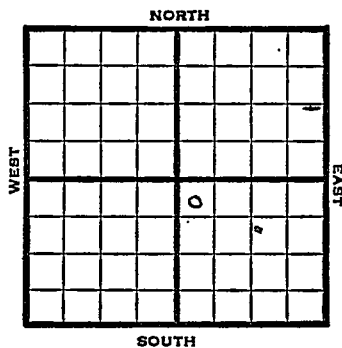
330' Ft. from N. Line

_____ Ft. from S. Line

_____ Ft. from E. Line

330' Ft. from W. Line

NW NW SE



1950

Elev 1872

REPORT

6/21

8" @ 370'

Drlg. 820'

7/5

8" @ 370

Anhy 735-63

Heeb 2956

Br lime 3051

Lans 3067

SO 3222-25

DST 3212-27, opn 1 hr rec 75' ocm

Cong 3323

Arb 3334

TD 3370

D&A

ABANDONED

Kansas

Map No. _____ Sec. 1 Twp. 17 R. 12W

Well No. 1 Blyth

Kiowa Drlg. & Drillers Gas Company

Kiowa Drlg. Contractor

NW NT SE

SECTION PLAT

330 Ft. from N. Line

_____ Ft. from S. Line

_____ Ft. from E. Line

330 Ft. from W. Line



Barton County

Lion DHM

Location _____

Rig up _____

Drilling and Remarks:

8" @ 370

drlg. 820

RECORD

Cased _____ in., _____ ft.

Sand _____

Gas _____

Oil _____

Total Depth _____

PRODUCTION

1st 24 hrs. Nat. _____

1st 24 hrs. after shot _____

Gas _____ Cu. Ft.

Dry Hole _____

Abandoned _____

Date

JUN 21 1950

J. E. TYRA Scout

Kansas

Map No. _____ Sec. 1 Twp. 17 R. 12WWell No. 1 BlythKiowa Drlg. & Drillers Gas Company

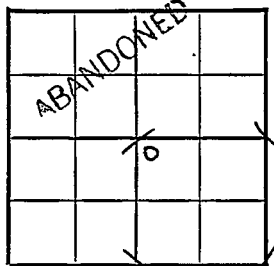
Contractor

NW NW SE

E1. 1872
SECTION PLAT330 Ft. from N. Line

_____ Ft. from S. Line

_____ Ft. from E. Line

330 Ft. from W. Line

Barton County

Location _____

Rig up _____

Drilling and Remarks:

8" - 370

Anhy 735-63

Heeb. 2956

Br. lire 3051

Lans. 3067

SO 3222-25

DST 3212-27

RECORD

Cased _____ in., _____ ft.

Sand _____

Gas _____

Oil _____

Total Depth 3370

PRODUCTION

1st 24 hrs. Nat. _____

1st 24 hrs. after shot _____

Gas _____ Cu. Ft.

Dry Hole _____

Abandoned _____

Date

JUL 5 1950 19J. E. TYRA Scout

open 1 hr.

Rec. 75' ocm

Comg. 3323

Arb. 3334

TD 3370


D & A

.....	Misc.
.....	Pierce Map
.....	France Map
.....	Tracings
.....	Land Wall Map
.....	Land Small Map
.....	Scout Cards

Handwritten marks: A large checkmark is drawn over the first three rows. The initials 'J.W.' are written in the bottom right corner of the box.

7 1051

100



SCOUTS OF AMERICA