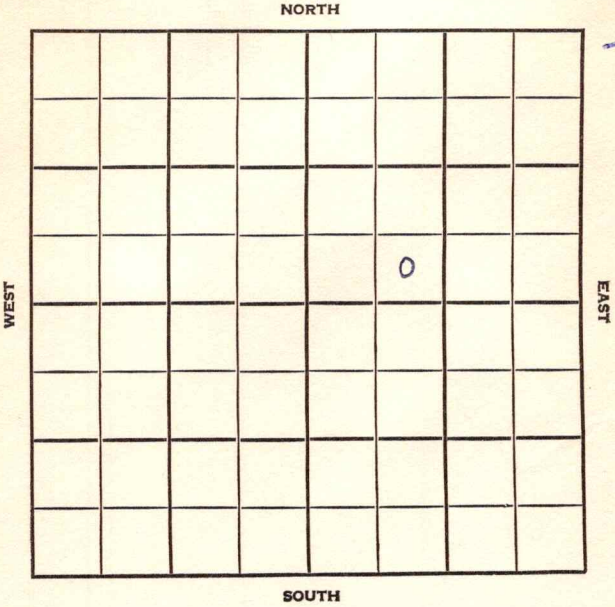


DX 78-1

Section 22 Township 13 Range 17W  
Well No. 1 Von Lintel  
Company L. J. Williamson



# Ellis KANSAS

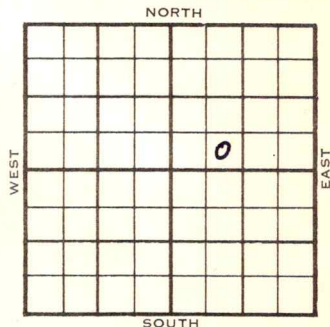
SEC. 22	TWP. 13	R. 17W
---------	---------	--------

WELL NO. FARM  
1 Von Lintel

COMPANY  
L. J. Williamson

CONTRACTOR  
United Drlg  
 Catherine Pool

\_\_\_\_\_ Ft. from N. Line  
 330 \_\_\_\_\_ Ft. from S. Line  
 \_\_\_\_\_ Ft. from E. Line  
 990 \_\_\_\_\_ Ft. from W. Line



SE SW NE Texas FO

1954	ELEVATION <b>1983'</b>	REPORT
------	---------------------------	--------

<del>10/7</del> 7/14  8/18	Spdg 7-9-54 <b>Anhy 1195'</b> Drlg. 2215  Spud 7-9-54 Oil Well TD 3553' <b>Anhy 1195', Heeb 3226', Tor 3243',                  Lans 3269'</b> DST 3286-3301', opn 1 hr., rec. 620' gco, 840# <b>B KC 3462', Arb. 3518'</b> DST 3518-32', opn 1 hr., rec. 3' mud, Off TD 3553' 5" @ 3552' CO to 3551' 24/3541-46, B/3 gfph 500A DD 3556', 30/3546-52, PB 3475', 76/3292-3302', S/3½ boph 6 hrs., 3000A S/50 boph omp. 209 bopd
-------------------------------------	--

**COMPLETED**

County **Ellis** State **Kansas**

Sec. **22** (Blk. Twp.) **13** (Sur. Rge.) **17W** Map No.

Operator **L. J. Williamson**

Well No. **1** Farm **Von Lintel**

Elev. Location **SE SW NE**



**330** Ft. From **S** Line **NE**

**990** Ft. From **W** Line Quarter

1st. Report **JUL 14 1954**

Completion

Remarks **Texas Farmout**

**United Drlg. - Contr.**

Spudding Date **7-9-54**

Drlg. Data **Catherine Pool**

**Anhy 1195 drlg. 2215**

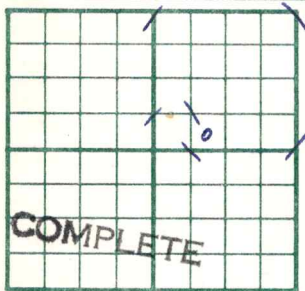
County Ellis State Kansas

Sec. 22 (Blk. 13) (Sur. 17W) (Twp.) (Rge.) Map No.

Operator L. J. Williamson

Well No. 1 Farm Von Lintel

Elev. 1983 Location SE SW NE



330 Ft. From S Line NE

990 Ft. From W Line Quarter

Ist. Report

Completion AUG 18 1954

Remarks Catherine Pool

United Drlg. - Contr.

Spudding Date 7-9-54

Drlg. Data Oil well TD 3553

Anhy 1195 Heeb. 3226 Tor. 3243

Lans. 3269 DST 3286-3301 open 1 hr.

Rec. 620' gco 840# B KC 3462

Arb. 3518 DST 3518-32 open 1 hr.

Rec. 3' mud 0# TD 3553 5" @ 3552

CO to 3551 24/ 3541-46 B/ 3 gfph

500 A DD 3556 30/ 3546-52 PB 3475

76/ 3292-3302 S/ 3 1/2 boph 6 hr. 3000 A

S/ 50 boph Comp. 209 bopd

FABEN GILSTRAP