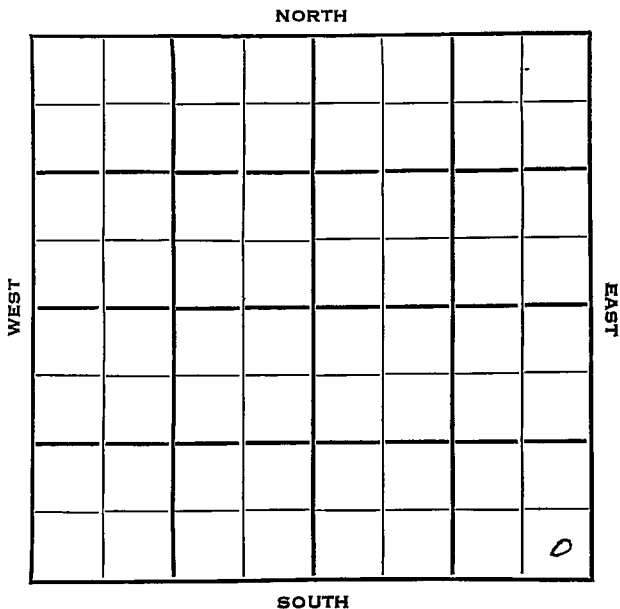


Barton

Section 34 Township 18 Range KANSAS

Well No. #1 Heinz

Company Heathman & Company



Sec. 34 Twp. 18 R. 11W

Well No. #1 Heinz Farm \_\_\_\_\_

Heathman & Co. Company \_\_\_\_\_

Shelly-Miller Contractor \_\_\_\_\_

Wildcat

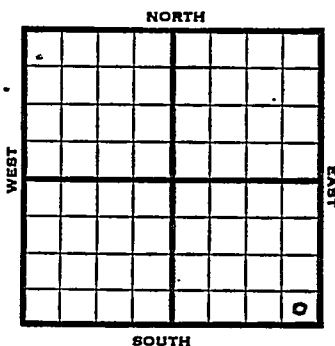
\_\_\_\_\_ Ft. from N. Line

330 Ft. from S. Line

330 Ft. from E. Line

\_\_\_\_\_ Ft. from W. Line

SE SE SE



1953

Elev. 1781' REPORT

3/25

Spud 3-21-53  
8" @ 192  
Anhy 570  
Drilg. 1750'

4/2

Heeb 2916 Br 12 3031 Lans 3049  
DST 3094-3127, 1 hr, 130' O & GCM  
15' M 840#  
DST 3220-35, 1 hr, 15' M plus SSO  
Drilling

4/9

Cong. 3360 Arb. 3385 TD 3408  
5" @ 3406

4/16

NR

4/23

NR

4/30

"

5/6

Spud 3-21-53  
D&A  
TD 3408  
8" @ 192  
Anhy 570, Heeb 2916, Br lime 3031,  
Lans 3049  
DST 3094-3127, opn 1 hr., rec. 130'  
o & gcm, 15' mud, 840#  
DST 3220-33, opn 1 hr., rec. 15' mud  
& SSO, 0#  
Cong 3360, Arb. 3385,  
TD 3408  
5" @ 3406

OVER

(Information Brought Forward)


1953  
5/6

CO to 3373  
12/3217-19, 12/3223-25, 16/3227-31,  
12/3234-37, dry  
PB 3206  
16/3193-97,  
PB 3130  
17/3116-20, 24/3107-13, 1000A  
S/6 bo 1 hr., 3-3/4 bo 2nd hr.  
S/2 bo 5th hr., 2000A  
S/2 $\frac{1}{2}$  bo, dec. to 1 $\frac{1}{2}$  bfph 50% wtr.  
S/1 $\frac{1}{4}$  boph  
CO to 3206  
PB 3138, 1000A  
S/1 boph 7 hrs., 5% wtr.  
PB 3088  
20/3075-80, 1000A,  
S/1 $\frac{1}{4}$  bfph 65% wtr.  
D&A

ABANDONED



County Barton State Kansas  
 Sec. 34 (Blk.) 18 (Sur.) 11W Map No. (Twp.) (Rge.)  
 Operator Heathman & Co.  
 Well No. 1 Farm Heinz  
 Elev. 1781 Location SE SE SE



330 Ft. From S Line SE  
330 Ft. From E Line Quarter  
 Ist. Report \_\_\_\_\_  
 Completion MAY 6 1953  
 Remarks Wildcat  
Shelly-Miller - Contr.  
 Spudding Date 3-21-53

Drig. Data D & A TD 3408  
8" @ 192 Anhy 570 Heeb. 2906  
Br. lime 3031 Lans. 3049 DST 3094-3127  
open 1 hr. Rec. 130' o & gcm 15' mud  
840# DST 3220-33 open 1 hr. Rec. 15'  
mud & SSO 0# Cong. 3360 Arb. 3385  
TD 3408 5" @ 3406 CO to 3373  
12/ 3217-19 12/ 3223-25 16/ 3227-31  
12/ 3234-37 dry PB 3206 16/ 3193-97  
PB 3130 17/ 3116-20 24/ 3107-13  
1000 A S/ 6 bo 1 hr. 3 3/4 bo 2nd hr.  
S/ 2 bo 5th hr. 2000 A S/ 2 1/2 bo  
dec. to 1 1/2 bfph .50% wtr. S/ 1 1/4 boph  
CO to 3206 PB 3138 1000 A  
S/ 1 boph 7 hr. 5% wtr. PB 3088

J. G. MCGEHEE