

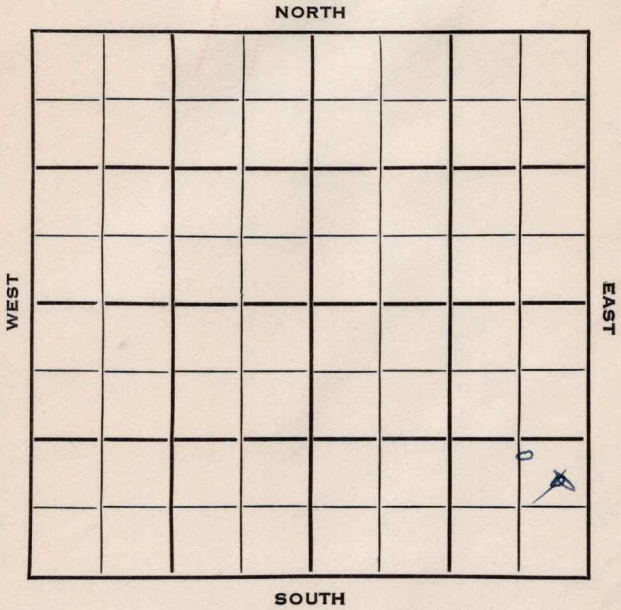
FORM 51

Barton

Section 28 Township 20 **KANSAS** Range 12W

Well No. #1 Brown

Company M. B. Armer



Sec. 28 Twp. 20 R. 12W

Well No. #1 Brown Farm

M. B. Armer Company

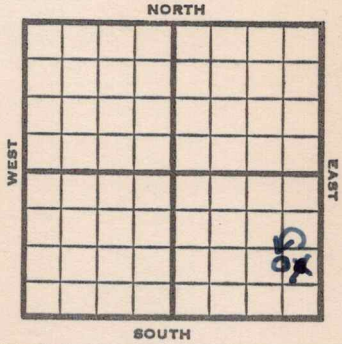
Armer Contractor

Ft. from N. Line

990 Ft. from S. Line

~~660~~
~~550~~ Ft. from E. Line

Ft. from W. Line



~~NE SE SE~~
CNL SE SE

1953 Elev. 1839' REPORT

2/4 Spud 1-26-53
8" @ 263
Anhy 615
Drlg. 3190'

2/12 Br li 3158, Lans 3172, Arb.
3406
RTD 3420
5" @ 3415

2/19 NR

2/26 DD 3433, S/25 B0 8 hrs.

3/12 P/70 BOPD

3/19 NR

3/25 Spud 1-26-53
Oil Well
TD 3433
8" @ 263
Anhy 615; Heeb 3033, Br lime
3158, Lans 3172, Arb 3406
TD 3420
5" @ 3415
DD 3433, S/25 bo; 8 hrs.
P/70 bopd
Comp. 40 bopd

COMPLETED

County Barton State Kansas

Sec. 28 (Blk. Twp.) 20 (Sur. Rge.) 12W Map No.

Operator M. B. Armer

Well No. 1 Farm Brown

Elev. _____ Location NE SE SE

FIRST REPORT									

990 Ft. From S Line SE

330 Ft. From E Line Quarter

1st. Report FEB 4 1953

Completion _____

Remarks see correction

Armer - Contr.

Spudding Date 1-26-53

Drlg. Data _____

8" @ 263 Anhy 615 drlg. 3190

125888

Map No. _____ Sec. 28 Twp. 20 R. 12W

Well No. 1 Brown

M. B. Armer Company

CORRECTION Contractor

C N L SE SE


SECTION PLAT

_____ Ft. from N. Line

990 Ft. from S. Line

660 Ft. from E. Line

_____ Ft. from W. Line



Barton County

Location _____

Rig up _____

Drilling and Remarks:

Reported
NE SE SE

RECORD

Cased _____ in., _____ ft.

Sand _____

Gas _____

Oil _____

Total Depth _____

PRODUCTION

1st 24 hrs. Nat. _____

1st 24 hrs. after shot _____

Gas _____ Cu. Ft.

Dry Hole _____

Abandoned _____

Date

J. G. McGEHEE

FEB 4 1953 19

Scout

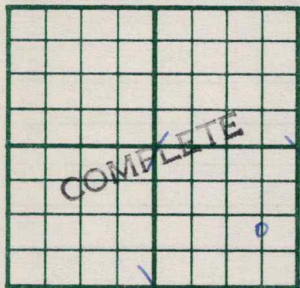
County Barton State Kansas

Sec. 28 (Blk. 20) (Sur. Rge.) 12W Map No.

Operator M. B. Armer

Well No. 1 Farm Brown

Elev. 1839 Location C N L SE SE



990 Ft. From S Line SE

660 Ft. From E Line Quarter

1st. Report

Completion MAR 25 1953

Remarks

Armer - Contr.

Spudding Date 1-26-53

Drlg. Data Oil well TD 3433

8" @ 263 Anhy 615 Heeb. 3033

Br. lime 3158 Lens. 3172 Arb. 3406

TD 3420 5" @ 3415 DD 3433

S/ 25 bo 8 hr. P/ 70 bopd

Comp. 40 bopd

