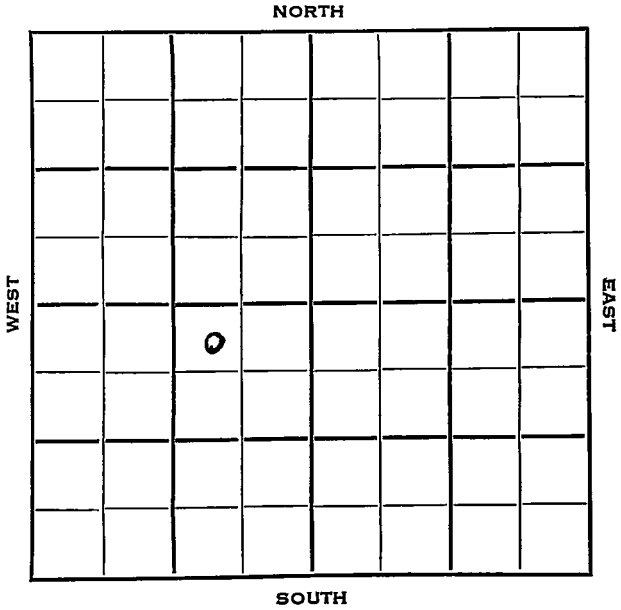


Section 26 Township 18 Range 11 W

Well No. # 1 Fiest

Company Derby Oil & Pickerell Drig.



Barton

KANSAS



Sec. 26 Twp. 18 R. 11W

Well No. #1 Fiest Farm _____

Derby Oil & Pickrell Drlg. Company _____

Pickrell Drlg. Contractor _____

Wildcat

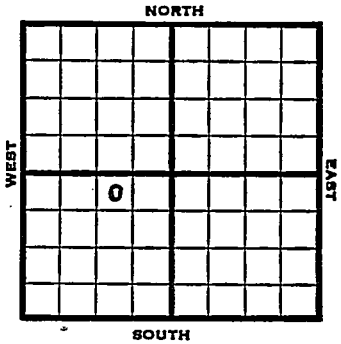
330 Ft. from N. Line

_____ Ft. from S. Line

990 Ft. from E. Line

_____ Ft. from W. Line

NW NE SW



1953

Elev. 1771' REPORT

- 4/15 Location
- 4/23 8" @ 188
- 4/30 Heeb 2873 Br li 2987' Lans 3005
DST 3008-12, 1 hr, 30' GCM, 90' gas, 68#
DST 3086-96, 1 hr, 55' frothy oil, 90' GCO 700#
Drlg. 3170'
- 5/7 DST 3182-93 opn 1/2 hr, 25' gcm, 820#
Arb 3311,
RTD 3318'
5" @ 3313'
DD 3327 1/2 N.S. DD 3327 1/2 5 goph 300A
S/2 1/2 Bfph 6 hrs. S/ 1 1/4 bfph 6 hrs.
15% wtr. G. 39, dec. to 1/2 boph
after 14 hrs, 50% w.
- 5/21 PB 3160 24/3090-96 500 A
S/6 1/2 BOPH 10 hrs. 2000 A S/9-3/4 BOPH
9 hrs.
- 5/28 N.R.
- 6/10 Spud 4-20-53
Oil Well
TD 3327'
8" @ 188'
Heeb 2873, Br. Lime 2987, Lans 3005,

OVER

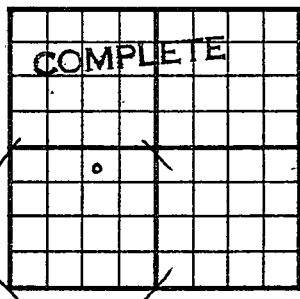
1953

Information brought forward.

6/10 DST 3008-12 opn 1 hr, rec 20' gcm
90' gas, 68#
DST 3086-96 opn 1 hr, rec 55' frothy
oil; 90' gco 900#
DST 3182-93 opn $\frac{1}{2}$ hr, rec 25' gcm
820# Arb 3311
TD 3318'
5" @ 3313'
DD 3322 DD 3327 B/ 5' boph
5 Hr. 300 A S/ $2\frac{1}{2}$ bfph 6 hr.
S/ $1\frac{1}{4}$ bfph 6 hr. 15% wtr. dec. to
 $\frac{1}{2}$ boph after 14 hr. 50% wtr.
PB 3160
24/ 3090-96 500 A
S/ $6\frac{1}{2}$ boph 10 hr. 2000 A S/ 9 $\frac{3}{4}$
boph 9 hr.
Comp. 130 bopd 36 bw.

COMPLETED

County Barton State Kansas
 Sec. 26 (Blk. 18 (Sur. 11W (Rge. Map No.)
 Operator Derby Oil & Pickrell Drlg.
 Well No. 1 Farm Fiest
 Elev. 1771 Location NW NE SW



330 Ft. From N Line SW
990 Ft. From E Line Quarter
 Ist. Report
 Completion JUN 10 1953
 Remarks Wildcat
Pickrell Drlg. - Contr.
 Spudding Date 4-20-53

Drlg. Data Oil well TD 3327
8" @ 188 Heeb. 2873 Br. lime 2987
Lans. 3005 DST 3008-12 open 1 hr.
Rec/ 20' gcm 90' gas 68# DST 3086-96
open 1 hr. Rec. 55' frothy oil 90' g co
900# DST 3182-93 open 1/2 hr. Rec. 25'
gcm 820# Arb. 3311 TD 3318
5" @ 3313 DD 3322 DD 3327 B/ 5 goph
5 hr. 300 A S/ 2 1/2 bfph 6 hr.
S/ 1 1/4 bfph 6 hr. 15% wtr. dec. to
1/2 boph after 14 hr. 50% wtr.
PB 3160 24/ 3090-96 500 A
S/ 6 1/2 boph 10 hr. 2000 A S/ 9 3/4 bop
9 hr. Comp. 130 bopd 36 bw

J. G. McGEHEE