Company Mid Continent Energy Corporation Lease & Well No. Packard #3

Elevation 1582 Ground Level Formation Indian Cave Effective Pay - Ft. Ticket No. 10795

Date 4/17/81 Sec. 22 Twp. 31S Range 13W County Barber State Kansas

Test Approved by Douglas H. McGinness II Western Representative Mike Rogers

Formation Test No. 1 Interval Tested from 2602 ft. to 2630 ft. Total Depth 2630 ft.

Packer Depth 2597 ft. Size 6 5/8 in. Packer Depth - ft. Size - in.

Packer Depth 2602 ft. Size 6 5/8 in. Packer Depth - ft. Size - in.

Depth of Selective Zone Set -

Top Recorder Depth (Inside) 2605 ft. Recorder Number 1566 Cap. 4300

Bottom Recorder Depth (Outside) 2609 ft. Recorder Number 3086 Cap. 4500

Below Straddle Recorder Depth - ft. Recorder Number - Cap. -

Drilling Contractor H-30 Drilling Rig #77 Drill Collar Length 236 I. D. 2.2 in.

Mud Type chemical Viscosity 29 Weight Pipe Length - I. D. - in.

Weight 9.3 Water Loss N/A cc. Drill Pipe Length 2345 I. D. 3.8 in.

Chlorides 35,000 P.P.M. Test Tool Length 21 ft. Tool Size 5½ in.

Jars: Make - Serial Number - Anchor Length 28 ft. Size 5½ in.

Did Well Flow? No Reversed Out No Surface Choke Size 3/4 in. Bottom Choke Size 3/4 in.

Main Hole Size 7 7/8 in. Tool Joint Size 4½ in.

Blow: Weak building to fair ten minches on initial flow period. Weak three inch blow throughout final flow period.

Recovered 210 ft. of slightly gas cut muddy water

Recovered 30 ft. of slightly gas cut and oil spotted salt water

Recovered ft. of

Recovered ft. of

Recovered ft. of

Remarks: Chlorides 25,000 ppm

Time Set Packer(s) 10:30 ~~A.M.~~ P.M. Time Started Off Bottom 12:30 A.M. ~~P.M.~~ Maximum Temperature 99°

Initial Hydrostatic Pressure			(A) 1216	P.S.I.		
Initial Flow Period	Minutes 30	(B) 45	P.S.I. to	(C) 43	P.S.I.	
Initial Closed In Period	Minutes 30	(D) 912	P.S.I.			
Final Flow Period	Minutes 30	(E) 130	P.S.I. to	(F) 119	P.S.I.	
Final Closed In Period	Minutes 30	(G) 923	P.S.I.			
Final Hydrostatic Pressure			(H) 1184	P.S.I.		

WTC

WESTERN TESTING CO., INC.
Pressure Data

Date 4/17/81 Test Ticket No. 10795

Recorder No. 1566 Capacity 4300 Location 2605 Ft.

Clock No. - Elevation 1582 Ground Level Well Temperature 99 °F

Point	Pressure		Time Given	Time Computed
A Initial Hydrostatic Mud	1216 P.S.I.	Open Tool	10:30P M	
B First Initial Flow Pressure	45 P.S.I.	First Flow Pressure	30 Mins.	30 Mins.
C First Final Flow Pressure	43 P.S.I.	Initial Closed-in Pressure	30 Mins.	30 Mins.
D Initial Closed-in Pressure	912 P.S.I.	Second Flow Pressure	30 Mins.	30 Mins.
E Second Initial Flow Pressure	130 P.S.I.	Final Closed-in Pressure	30 Mins.	33 Mins.
F Second Final Flow Pressure	119 P.S.I.			
G Final Closed-in Pressure	923 P.S.I.			
H Final Hydrostatic Mud	1184 P.S.I.			

PRESSURE BREAKDOWN

First Flow Pressure
Breakdown: 6 Inc.
of 5 mins. and a
final inc. of 0 Min.

Point Mins.	Press.
P 1 0	45
P 2 5	37
P 3 10	35
P 4 15	37
P 5 20	39
P 6 25	43
P 7 30	43
P 8	
P 9	
P10	
P11	
P12	
P13	
P14	
P15	
P16	
P17	
P18	
P19	
P20	

Initial Shut-In
Breakdown: 10 Inc.
of 3 mins. and a
final inc. of 0 Min.

Point Minutes	Press.
0	43
3	444
6	693
9	776
12	815
15	847
18	869
21	884
24	895
27	905
30	912

Second Flow Pressure
Breakdown: 6 Inc.
of 5 mins. and a
final inc. of 0 Min.

Point Minutes	Press.
0	130
5	119
10	119
15	119
20	119
25	119
30	119

Final Shut-In
Breakdown: 12 Inc.
of 3 mins. and a
final inc. of 0 Min.

Point Minutes	Press.
0	119
3	446
6	690
9	781
12	826
15	852
18	875
21	888
24	901
27	912
30	918
33	923

1566

JH # 10795

I

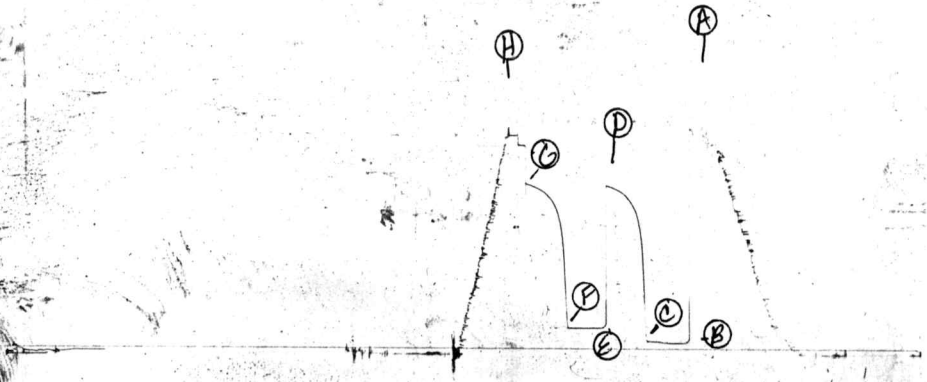

Company Mid-Continent Energy Corporation Lease & Well No. Packard #3

Elevation - Formation Douglas Sand Effective Pay - Ft. Ticket No. 9020

Date 4/20/81 Sec. 22 Twp. 31S Range 13W County Barber State Kansas

Test Approved by Doug McGinniss II Western Representative Gene Eberhart

Formation Test No. 3 Interval Tested from 3584 ft. to 3600 ft. Total Depth 3600 ft.

Packer Depth 3579 ft. Size 6 5/8 in. Packer Depth - ft. Size - in.

Packer Depth 3584 ft. Size 6 5/8 in. Packer Depth - ft. Size - in.

Depth of Selective Zone Set -

Top Recorder Depth (Inside) 3589 ft. Recorder Number 6077 Cap. 4700

Bottom Recorder Depth (Outside) 3592 ft. Recorder Number 1567 Cap. 4300

Below Straddle Recorder Depth - ft. Recorder Number - Cap. -

Drilling Contractor H-30 Drilling Rig #77 Drill Collar Length 236 I. D. 2.2 in.

Mud Type Premix Viscosity 35 Weight Pipe Length - I. D. - in.

Weight 9.3 Water Loss - cc. Drill Pipe Length 3326 I. D. 3.8 in.

Chlorides 26,000 P.P.M. Test Tool Length 22 ft. Tool Size 5½OD in.

Jars: Make - Serial Number - Anchor Length 16 ft. Size 5½OD in.

Did Well Flow? Yes Reversed Out No Surface Choke Size 3/4 in. Bottom Choke Size 3/4 in.

Main Hole Size 7 7/8 in. Tool Joint Size 4XH in.

Blow: Very strong gas to surface in 5 minutes. See attached sheet for gas measurements.

Recovered 20 ft. of gas cut mud

Recovered ft. of

Recovered ft. of

Recovered ft. of

Recovered ft. of

Remarks: No charts - both clocks stopped. MISRUN

NO PRESSURES AVAILABLE

Time Set Packer(s) 8:43 ~~A.M.~~ P.M. Time Started Off Bottom 11:15 ~~A.M.~~ P.M. Maximum Temperature 108+

Initial Hydrostatic Pressure ..... (A) - P.S.I.

Initial Flow Period ..... Minutes - (B) - P.S.I. to (C) - P.S.I.

Initial Closed In Period ..... Minutes - (D) - P.S.I.

Final Flow Period ..... Minutes - (E) - P.S.I. to (F) - P.S.I.

Final Closed In Period ..... Minutes - (G) - P.S.I.

Final Hydrostatic Pressure ..... (H) - P.S.I.

WTC

GAS FLOW REPORT

Date 4/20/81 Ticket 9020 Company Mid-Continent Energy Corporation

Well Name and No. Packard #3 Dst No. 3 Interval Tested 3584-3600

County Barber State Kansas Sec. 22 Twp. 31S Rg. 13W

Time Gauge Pre-Flow	Time Gauge in Min.	P.S.I. on Merla Orifice Well Tester	P.S.I. on Pitot Tester	P.S.I. on Side Static Tester	P.S.I. on U-Tube Tester	Description of Flow
	Tool open 8:45 PM		**PRE FLOW**			
	10 Min	5.0 PSIG 2" Orifice				1,630,000 C.F.P.D.
	20 Min	8.0 PSIG 2" Orifice				2,060,000 C.F.P.D.
	28 Min	10.0 PSIG 2" Orifice				2,310,000 C.F.P.D.
	Tool open 9:45		**SECOND FLOW**			
	10 Min	16.0 PSIG 2" Orifice				2,930,000 C.F.P.D.
						*No more guages were caught because of mud flowing.

GAS BOTTLE

Serial No. 107 Date Bottle Filled 4/20/81 Date to be Invoiced 4/20/81

Requisition and Provisions for high pressure stainless steel gas bottles. Western Testing Co., Inc. shall not be liable for damage of any kind to property or personnel of the one whom gas bottle is filled or for any loss suffered or sustained directly or indirectly through the use of these bottles. By signing of this ticket showing receipt of a gas testing bottle, the undersigned agrees for himself and as agent for operator, to return this bottle to Western Testing Co., Inc. within thirty (30) days free of charge, or be invoiced in the amount of $75.00 (total charge). Should valve or seal plug be missing or damaged beyond repair, operator shall be invoiced for repairs at our invoiced price.

All charges subject to 1½% per month, equal to 18% interest per annum after 30 days from date of invoice. Any expense incurred for collection will be added to the original amount.

COMPANY'S NAME Mid-Continent Energy Corporation

Authorized by Doug McGinniss II

FORM WTC 6

6077

JK # 9020

I

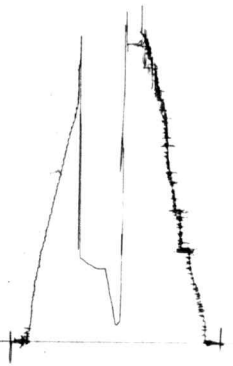

JH #9020

O



Company Mid Continent Energy Corporation Lease & Well No. Packard #3

Elevation ---- Formation Douglas Sand Effective Pay - Ft. Ticket No. 9021

Date 4/21/81 Sec. 22 Twp. 31S Range 13W County Barber State Kansas

Test Approved by Doug McGinness II Western Representative Gene Eberhart

Formation Test No. 4 Interval Tested from 3660 ft. to 3678 ft. Total Depth 3678 ft.

Packer Depth 3655 ft. Size 6 5/8 in. Packer Depth - ft. Size - in.

Packer Depth 3660 ft. Size 6 5/8 in. Packer Depth - ft. Size - in.

Depth of Selective Zone Set -

Top Recorder Depth (Inside) 3668 ft. Recorder Number 2603 Cap. 4400

Bottom Recorder Depth (Outside) 3671 ft. Recorder Number 13240 Cap. 4500

Below Straddle Recorder Depth - ft. Recorder Number - Cap. -

Drilling Contractor H-30 Drlg. Rig #77 Drill Collar Length 236 I. D. 2.2 in.

Mud Type premix Viscosity 35 Weight Pipe Length I. D. - in.

Weight 9.3 Water Loss - cc. Drill Pipe Length 3402 I. D. 3.8 in.

Chlorides 26,000 P.P.M. Test Tool Length 22 ft. Tool Size 5.50D in.

Jars: Make - Serial Number - Anchor Length 18 ft. Size 5.50D in.

Did Well Flow? - Reversed Out No Surface Choke Size 3/4 in. Bottom Choke Size 3/4 in.

Main Hole Size 7 7/8 in. Tool Joint Size 4RH in.

Blow: Weak, increasing to gery good (had only one flow and close period) See remarks.

Recovered 20 ft. of heavy bas cut mud

Recovered 60 ft. of gas cut watery mud

Recovered 120 ft. of gas cut muddy salt water

Recovered 60 ft. of gas cut salt water

Recovered ft. of Slid tool four feet to reach bottom.

Remarks: Had no blow when tool first opened; flushed tool, still no blow; thought tool was out of rotation due to blocking into five stands of collars, had 100 unit gas kick; after cleaning floor manifold blow hose valve and roatating tool ten times had blow.

Time Set Packer(s) 10:28 A.M. P.M. Time Started Off Bottom 11:30 A.M. P.M. Maximum Temperature 119°

Initial Hydrostatic Pressure ..... (A) 1825 P.S.I.

Initial Flow Period ..... Minutes -- (B) - P.S.I. to (C) - P.S.I.

Initial Closed In Period ..... Minutes -- (D) - P.S.I.

Final Flow Period ..... Minutes 35 (E) 102 P.S.I. to (F) 136 P.S.I.

Final Closed In Period ..... Minutes 39 (G) 1339 P.S.I.

Final Hydrostatic Pressure ..... (H) 1790 P.S.I.

WT

WESTERN TESTING CO., INC.
Pressure Data

Date 4/21/81 Test Ticket No. 9021

Recorder No. 13240 Capacity 4500 Location 3671 Ft.

Clock No. - Elevation - Well Temperature 119 °F

Point	Pressure		Time Given	Time Computed
A Initial Hydrostatic Mud	1825 P.S.I.	Open Tool	10:28A M	
B First Initial Flow Pressure	-- P.S.I.	First Flow Pressure	-- Mins.	-- Mins.
C First Final Flow Pressure	-- P.S.I.	Initial Closed-in Pressure	-- Mins.	-- Mins.
D Initial Closed-in Pressure	-- P.S.I.	Second Flow Pressure	30 Mins.	35 Mins.
E Second Initial Flow Pressure	102 P.S.I.	Final Closed-in Pressure	30 Mins.	39 Mins.
F Second Final Flow Pressure	136 P.S.I.			
G Final Closed-in Pressure	1339 P.S.I.			
H Final Hydrostatic Mud	1790 P.S.I.			

PRESSURE BREAKDOWN

First Flow Pressure
Breakdown: 0 Inc.
of 5 mins. and a
final inc. of 0 Min.

Initial Shut-In
Breakdown: 0 Inc.
of 3 mins. and a
final inc. of 0 Min.

Second Flow Pressure
Breakdown: 7 Inc.
of 5 mins. and a
final inc. of 0 Min.

Final Shut-In
Breakdown: 13 Inc.
of 3 mins. and a
final inc. of 0 Min.

Point Mins.	Press.	Point Minutes	Press.	Point Minutes	Press.	Point Minutes	Press.
P 1				0	102	0	136
P 2				5	102	3	939
P 3				10	108	6	1135
P 4				15	116	9	1203
P 5				20	120	12	1239
P 6				25	125	15	1264
P 7				30	132	18	1282
P 8				35	136	21	1297
P 9						24	1306
P10						27	1318
P11						30	1327
P12						33	1333
P13						36	1338
P14						39	1339
P15							
P16							
P17							
P18							
P19							
P20							

13240

JH #9021

I

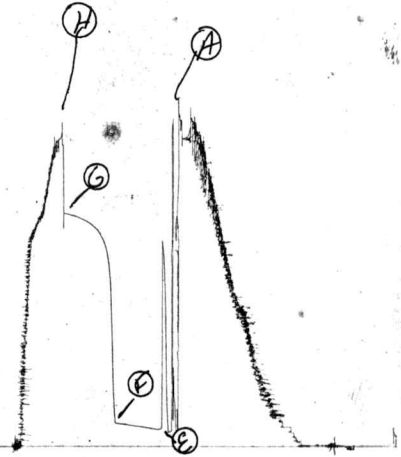

Company Mid Continent Energy Corporation Lease & Well No. Packard #3

Elevation 1582 Ground Level Formation Mississippi Effective Pay - Ft. Ticket No. 10800

Date 4/23/81 Sec. 22 Twp. 31S Range 13W County Barber State Kansas

Test Approved by Doug M. McGinness Western Representative Mike Rogers

Formation Test No. 6 Interval Tested from 4209 ft. to 4225 ft. Total Depth 4225 ft.

Packer Depth 4204 ft. Size 6 5/8 in. Packer Depth - ft. Size - in.

Packer Depth 4209 ft. Size 6 5/8 in. Packer Depth - ft. Size - in.

Depth of Selective Zone Set -

Top Recorder Depth (Inside) 4215 ft. Recorder Number 1566 Cap. 4300

Bottom Recorder Depth (Outside) 4220 ft. Recorder Number 3086 Cap. 4500

Below Straddle Recorder Depth - ft. Recorder Number - Cap. -

Drilling Contractor H-30 Drlg. Rig #77 Drill Collar Length 240 I. D. 2.2 in.

Mud Type chemical Viscosity 42 Weight Pipe Length - I. D. - in.

Weight 9.2 Water Loss 13.4 cc. Drill Pipe Length 3949 I. D. 3.8 in.

Chlorides 15,000 P.P.M. Test Tool Length 20 ft. Tool Size 5½ in.

Jars: Make -- Serial Number - Anchor Length 16 ft. Size 5½ in.

Did Well Flow? No Reversed Out NO Surface Choke Size 3/4 in. Bottom Choke Size 3/4 in.

Main Hole Size 7 7/8 in. Tool Joint Size 4½ in.

Blow: Weak slowly building to two inches then slowly depleting to 3/4 inch on the initial flow period. Very weka, depleting; died in forty minutes.

Recovered 30 ft. of slightly gas cut drilling mud

Recovered ft. of

Recovered ft. of

Recovered ft. of

Recovered ft. of

Remarks:

Time Set Packer(s) 12:45 A.M. ~~P.M.~~ Time Started Off Bottom 3:45 A.M. ~~P.M.~~ Maximum Temperature 127°

Initial Hydrostatic Pressure			(A)	2101	P.S.I.	
Initial Flow Period	Minutes 30		(B)	441	P.S.I. to (C)	1644 P.S.I.
Initial Closed In Period	Minutes 42		(D)	1670	P.S.I.	
Final Flow Period	Minutes 60		(E)	824	P.S.I. to (F)	1673 P.S.I.
Final Closed In Period	Minutes 63		(G)	1678	P.S.I.	
Final Hydrostatic Pressure			(H)	2026	P.S.I.	

WTC-

WESTERN TESTING CO., INC.

Pressure Data

Date 4/23/81 Test Ticket No. 10800

Recorder No. 1566 Capacity 4300 Location 4215 Ft.

Clock No. - Elevation 1582 Ground Level Well Temperature 127 °F

Point		Pressure	
A	Initial Hydrostatic Mud	2101	P.S.I.
B	First Initial Flow Pressure	441	P.S.I.
C	First Final Flow Pressure	1644	P.S.I.
D	Initial Closed-in Pressure	1670	P.S.I.
E	Second Initial Flow Pressure	824	P.S.I.
F	Second Final Flow Pressure	1673	P.S.I.
G	Final Closed-in Pressure	1678	P.S.I.
H	Final Hydrostatic Mud	2026	P.S.I.

	Time Given	Time Computed
Open Tool	12:45A M	
First Flow Pressure	30 Mins.	30 Mins.
Initial Closed-in Pressure	30 Mins.	42 Mins.
Second Flow Pressure	60 Mins.	60 Mins.
Final Closed-in Pressure	60 Mins.	63 Mins.

* ALL PRESSURES QUESTIONABLE DUE TO PLUGGED TOOL.

PRESSURE BREAKDOWN

First Flow Pressure
Breakdown: 6 Inc. of 5 mins. and a final inc. of 0 Min.

Point Mins.	Press.
P 1 0	441
P 2 5	1045
P 3 10	1150
P 4 15	1517
P 5 20	1586
P 6 25	1625
P 7 30	1644
P 8	
P 9	
P10	
P11	
P12	
P13	
P14	
P15	
P16	
P17	
P18	
P19	
P20	

Initial Shut-In
Breakdown: 14 Inc. of 3 mins. and a final inc. of 0 Min.

Point Minutes	Press.
0	1644
3	1651
6	1658
9	1660
12	1662
15	1665
18	1666
21	1667
24	1668
27	1669
30	1670
33	1670
36	1670
39	1670
42	1670

Second Flow Pressure
Breakdown: 12 Inc. of 5 mins. and a final inc. of 0 Min.

Point Minutes	Press.
0	824
5	1560
10	1636
15	1653
20	1664
25	1668
30	1671
35	1672
40	1672
45	1673
50	1673
55	1673
60	1673

Final Shut-In
Breakdown: 21 Inc. of 3 mins. and a final inc. of 0 Min.

Point Minutes	Press.
0	1673
3	1673
6	1673
9	1673
12	1673
15	1673
18	1673
21	1673
24	1673
27	1673
30	1673
33	1673
36	1673
39	1673
42	1673
45	1673
48	1674
51	1675
54	1676
57	1677
60	1678
63	1678

1564

TKT # 10:00

I

