

Company *Empire Gas & Fuel Co.*

- 3 -


2-20-7E
 Sec. 2 T. 20 R. 7 East
 Loc. NW¼ of NE¼
 County Chase

Farm Kaufman

No. 1.

Total Depth
 Comm. *4/22/1916*
 Shot or Treated
 Contractor *Mr. Woods(?)*
 Issued

Comp. *2-1-1917*
 old record -- no date



Casing	
20 in.	10 in <i>1170</i>
15 1/2	8 1/4 <i>1790</i>
12 1/2	6 5/8 <i>2697'</i>
13 3/8	5 3/16

Elevation *1388.5'*
elev. at casing head
 Production

Formation	Figures Indicate Bottom of Formation Thickness	Depth
Soil, dark, soft	10	10
Lime, white, hard	55	15
Slate, black, soft	5	20
Lime, light, soft	5	25
Slate, grey, red	5	30
Lime, pink, soft	10	40
Lime, white, soft	7	47
Lime, white, medium	23	50
Slate, black, soft	30	100
Slate, grey, soft	50	150
Lime, white, hard	10	160
Slate, white, soft	25	185
Lime, grey, hard	3	188
Slate, black, soft, sticky	8	196
Slate, white, hard	40	236
Lime, black, hard	4	240
Slate, black soft	18	258
Lime, grey, medium	5	263
Slate, white, medium	13	276
Slate, brown, soft	20	296
Lime, grey, medium	10	306
Slate, brown, soft	20	326
Sand, brown, soft	30	356
Slate, brown, soft	17	373
Sand, brown, white, soft	23	396
Lime, brown, medium	5	401
Slate, brown, soft	15	416
Slate, white, hard	8	424
Lime, grey, very hard	8	432
Slate, brown, soft	39	471
Lime, grey, hard	20	491
Slate, brown, soft	5	496
Lime, grey, hard	5	501
Slate, brown, soft	14	515
Lime, grey, medium	28	543
Slate, white, medium	8	551
Sand, brown, soft	7	558
Slate, grey, medium	38	596

Gas-335

3 bailers water-377

cont.

Company

Farm Kaufman

Total Depth

Comm.

Shot or Treated

Contractor Mr. Woods (X)

Issued

Casing

20 in.	10 in
15 1/2	8 1/4
12 1/2	6 5/8
13 3/8	5 3/16

Comp.

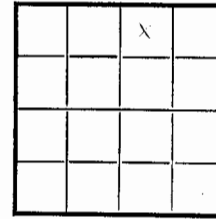
No. 1

2-20-7E

Sec. 2 T. 20 R. 7 East

Loc. NW 1/4 of NE 1/4

County Chase



Elevation 1272.5

Production

Figures Indicate Bottom of Formation Thickness

Formation

Depth

Sand, grey, soft	7	603	Water
Slate, brown, soft	38	641	
Sand, brown, medium	11	652	
Slate, brown, soft	34	686	
Sand, grey, medium	35	721	6 bailers water
Sand, white, hard	5	726	
Sand, white, hard	5	731	
Sand, white, hard	5	736	
Lime, grey, hard	40	776	12" casing at 742
Slate, brown, soft	20	796	7 bailers at 790
Sand, grey, medium	15	811	Reamed 12" to 800'
Lime, black, hard	15	826	
Slate, black, hard	15	841	
Lime, grey, hard	10	851	
Slate, black, soft	299	880	
Lime, white, medium	3	883	
Slate, brown, soft	24	907	
Lime, white, hard	6	913	
Lime, brown, soft	4	917	
Shale, brown, soft	9	926	
Lime, brown, hard	22	948	
Shale, black, soft	17	965	
Lime, brown, hard	24	989	
Shale, white, soft	32	1021	
Lime, mixed, hard	4	1025	
Shale, white, soft	4	1029	
Lime, grey, hard	30	1059	
Lime, brown, hard	15	1074	
Lime, varied, hard	5	1079	
Lime, white, hard	10	1089	
Lime & Sand, mixed, hard	20	1109	
Shale, brown, soft	40	1149	12 bailers water
Sand, brown, soft	30	1179	
Shale, brown, broken	10	1189	10" casing set
Shell grey, hard	3	1194	
Shale, white, soft	15	1209	
Sand, light, soft	15	1224	4 bailers water
Slate, brown, soft	5	1229	
		cont.	

Company

Sec. 2 T. 20 R. 7

Farm Kaufman

No. 1

Loc. NW 1/4 of NE 1/4

County Chase

Total Depth

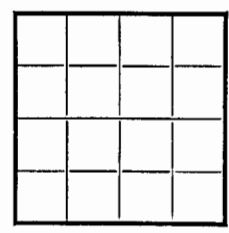
Comm.

Comp.

Shot or Treated

Contractor Mr. Woods (?)

Issued



Casing

20 in.	10 in
15 1/2	8 1/4
12 1/2	6 5/8
13 3/8	5 3/16

Elevation 1373.5

Production

Figures Indicate Bottom of Formation

Formation	Thickness	Depth
Lime, white, hard	15	1244
Slate, grey, soft	35	1279
Lime, white, hard	5	1284
Shale, white, soft	64	1348
Lime, white, hard	34	1382
Slate, black, soft	2	1384
Lime, white, hard	35	1422
Lime, brown, soft	20	1442
Slate, black, soft	3	1445
Sand, grey, soft	2	1447
Lime, white, hard	5	1452
Lime, white, hard	50	1502
Lime, white, hard	5	1507
Sand, white, hard	5	1512
Lime, brown, hard	35	1547
Lime, grey, hard	35	1582
Shale, white, soft	5	1587
Lime, white, hard	15	1602
Slate, black, soft	10	1612
Lime, white, hard	50	1662
Lime, white, hard	26	1688
Shale, black, soft	74	1762
Lime, white, hard	3	1765
Sand, light, soft	5	1770
Shale, broken, soft	5	1775
Shale, white, broken	10	1785
Shale, grey, medium	7	1792
Lime, white, hard	4	1796
Lime, grey, soft	11	1807
Slate, grey, soft	20	1827
Slate, black, soft	20	1847
Slate, grey, soft	10	1857
Slate, blue, soft	33	1890
Granite, grey & red, hard		to 3055

Cave

8" casing set

show of oil-1890
& gas

Cave of 3030

Reamed to 1920, 8" hole.
6 5/8" casing at 2697
Cave at 3016