

CITIES SERVICE OIL COMPANY
MADISON B NO. OS-2

DEEP INDUCTION

DEPTH	(RT)
1800.0	3.85
1800.5	3.64
1801.0	3.50
1801.5	3.46
1802.0	3.38
1802.5	3.34
1803.0	3.32
1803.5	3.25
1804.0	3.42
1804.5	3.67
1805.0	3.84
1805.5	4.19
1806.0	4.40
1806.5	4.79
1807.0	5.35
1807.5	5.91
1808.0	6.37
1808.5	7.19
1809.0	7.77
1809.5	8.31
1810.0	7.98
1810.5	7.41
1811.0	7.14
1811.5	6.82
1812.0	6.68
1812.5	6.53
1813.0	6.48
1813.5	6.41
1814.0	6.29
1814.5	6.21
1815.0	6.24
1815.5	6.28
1816.0	6.28
1816.5	6.28
1817.0	6.28
1817.5	6.33
1818.0	6.39
1818.5	6.39
1819.0	6.35
1819.5	6.28
1820.0	6.28
1820.5	6.28
1821.0	6.27
1821.5	6.27
1822.0	6.38
1822.5	6.33
1823.0	6.16
1823.5	6.16
1824.0	6.15
1824.5	6.01

Dresser Atlas

OWLL

CITIES SERVICE OIL COMPANY
MADISON B NO. OS-2

DEEP INDUCTION
DEPTH (RT)

1825.0	5.92
1825.5	5.87
1826.0	5.78
1826.5	5.77
1827.0	5.81
1827.5	5.86
1828.0	5.91
1828.5	5.98
1829.0	6.05
1829.5	6.04
1830.0	6.10
1830.5	5.96
1831.0	5.75
1831.5	5.55
1832.0	5.37
1832.5	5.14
1833.0	4.65
1833.5	4.14
1834.0	3.88
1834.5	3.66
1835.0	3.26
1835.5	3.12
1836.0	2.99
1836.5	2.81
1837.0	2.72
1837.5	2.81
1838.0	3.04
1838.5	3.17
1839.0	3.37
1839.5	3.55
1840.0	3.86
1840.5	4.32
1841.0	4.65
1841.5	5.48
1842.0	6.00
1842.5	6.43
1843.0	6.81
1843.5	6.91
1844.0	7.30
1844.5	7.41
1845.0	7.41
1845.5	7.41
1846.0	7.41
1846.5	7.29
1847.0	7.13
1847.5	7.03
1848.0	6.75
1848.5	6.46
1849.0	6.24
1849.5	6.08


Dresser Atlas

OWLL

CITIES SERVICE OIL COMPANY
MADISON B NO. OS-2

DEEP INDUCTION
DEPTH (RT)

1850.0	5.87
1850.5	5.71
1851.0	5.56
1851.5	5.52
1852.0	5.50
1852.5	5.79
1853.0	5.90
1853.5	6.10
1854.0	6.37
1854.5	6.65
1855.0	6.73
1855.5	6.77
1856.0	6.77
1856.5	6.77
1857.0	6.75
1857.5	6.65
1858.0	6.48
1858.5	6.31
1859.0	6.27
1859.5	6.22
1860.0	6.32
1860.5	6.37
1861.0	6.40
1861.5	6.31
1862.0	6.29
1862.5	6.19
1863.0	6.13
1863.5	5.98
1864.0	5.85
1864.5	5.73
1865.0	5.58
1865.5	5.42
1866.0	5.22
1866.5	5.02
1867.0	4.85
1867.5	4.69
1868.0	4.66
1868.5	4.56
1869.0	4.52
1869.5	4.48
1870.0	4.63
1870.5	4.78
1871.0	5.12
1871.5	5.20
1872.0	5.56
1872.5	5.83
1873.0	6.08
1873.5	6.41
1874.0	6.73
1874.5	6.81



OWLL

CITIES SERVICE OIL COMPANY
MADISON B NO. OS-2DEEP INDUCTION
DEPTH (RT)

1875.0	6.83
1875.5	6.73
1876.0	6.58
1876.5	6.49
1877.0	6.22
1877.5	5.95
1878.0	5.54
1878.5	5.23
1879.0	5.01
1879.5	5.00
1880.0	5.00
1880.5	5.00
1881.0	5.00
1881.5	5.00
1882.0	5.00
1882.5	5.04
1883.0	4.95
1883.5	4.88
1884.0	4.81
1884.5	4.74
1885.0	4.84
1885.5	4.93
1886.0	4.99
1886.5	5.01
1887.0	5.06
1887.5	5.11
1888.0	5.17
1888.5	5.17
1889.0	5.17
1889.5	5.11
1890.0	5.08
1890.5	5.04
1891.0	4.99
1891.5	5.07
1892.0	5.07
1892.5	5.08
1893.0	5.13
1893.5	5.16
1894.0	5.09
1894.5	4.91
1895.0	4.76
1895.5	4.60
1896.0	4.49
1896.5	4.56
1897.0	4.56
1897.5	4.56
1898.0	4.56
1898.5	4.56
1899.0	4.53
1899.5	4.48

Dresser Atlas

OWLL


CITIES SERVICE OIL COMPANY
MADISON B NO. OS-2

DEEP INDUCTION

DEPTH (RT)

1900.0	4.54
1900.5	4.62
1901.0	4.64
1901.5	4.64
1902.0	4.64
1902.5	4.60
1903.0	4.56
1903.5	4.55
1904.0	4.51
1904.5	4.48
1905.0	4.41
1905.5	4.32
1906.0	4.32
1906.5	4.31
1907.0	4.27
1907.5	4.12
1908.0	4.01
1908.5	3.87
1909.0	3.76
1909.5	3.98
1910.0	4.34
1910.5	4.42
1911.0	4.61
1911.5	4.96
1912.0	4.47
1912.5	4.02
1913.0	4.38
1913.5	4.31
1914.0	4.53
1914.5	5.56
1915.0	5.34
1915.5	4.51
1916.0	4.37
1916.5	4.44
1917.0	4.29
1917.5	4.23
1918.0	4.23
1918.5	4.17
1919.0	4.26
1919.5	4.13
1920.0	4.01
1920.5	4.00
1921.0	3.94
1921.5	3.89
1922.0	3.96
1922.5	4.01
1923.0	4.01
1923.5	4.00
1924.0	3.96
1924.5	3.94

Dresser Atlas



OWLL

CITIES SERVICE OIL COMPANY
MADISON B NO. OS-2

DEEP INDUCTION

DEPTH (RT)

1925.0	3.94
1925.5	3.94
1926.0	3.94
1926.5	3.94
1927.0	3.92
1927.5	3.88
1928.0	3.87
1928.5	3.81
1929.0	3.80
1929.5	3.80
1930.0	3.80
1930.5	3.80
1931.0	3.80
1931.5	3.81
1932.0	3.86
1932.5	3.90
1933.0	3.91
1933.5	3.88
1934.0	3.86
1934.5	3.87
1935.0	3.91
1935.5	3.87
1936.0	3.86
1936.5	3.86
1937.0	3.86
1937.5	3.91
1938.0	3.92
1938.5	3.92
1939.0	3.79
1939.5	3.74
1940.0	3.66
1940.5	3.66
1941.0	3.66
1941.5	3.63
1942.0	3.59
1942.5	3.65
1943.0	3.61
1943.5	3.54
1944.0	3.47
1944.5	3.47
1945.0	3.46
1945.5	3.43
1946.0	3.39
1946.5	3.35
1947.0	3.30
1947.5	3.25
1948.0	3.27
1948.5	3.34
1949.0	3.34
1949.5	3.34

Dresser Atlas

OWLL

CITIES SERVICE OIL COMPANY
MADISON B NO. OS-2

DEEP INDUCTION

DEPTH (RT)

1950.0	3.47
1950.5	3.69
1951.0	3.85
1951.5	4.08
1952.0	4.26
1952.5	4.59
1953.0	4.74
1953.5	5.09
1954.0	5.30
1954.5	5.46
1955.0	5.52
1955.5	5.58
1956.0	5.62
1956.5	5.72
1957.0	5.81
1957.5	5.81
1958.0	5.81
1958.5	5.81
1959.0	5.81
1959.5	5.79
1960.0	5.73
1960.5	5.71
1961.0	5.61
1961.5	5.78
1962.0	6.02
1962.5	6.22
1963.0	6.33
1963.5	6.38
1964.0	6.45
1964.5	6.55
1965.0	6.39
1965.5	6.07
1966.0	5.68
1966.5	5.40
1967.0	5.12
1967.5	4.90
1968.0	4.68
1968.5	4.35
1969.0	3.99
1969.5	3.83
1970.0	3.77
1970.5	3.82
1971.0	3.82
1971.5	3.87
1972.0	3.93
1972.5	4.07
1973.0	4.25
1973.5	4.39
1974.0	4.55
1974.5	4.75

Dresser Atlas




OWLL

CITIES SERVICE OIL COMPANY
MADISON B NO. OS-2

DEEP INDUCTION

DEPTH	(RT)
1975.0	4.86
1975.5	4.99
1976.0	5.12
1976.5	5.20
1977.0	5.34
1977.5	5.39
1978.0	5.39
1978.5	5.35
1979.0	5.29
1979.5	5.29
1980.0	5.29
1980.5	5.34
1981.0	5.44
1981.5	5.52
1982.0	5.59
1982.5	5.61
1983.0	5.54
1983.5	5.48
1984.0	5.47
1984.5	5.47
1985.0	5.47
1985.5	5.43
1986.0	5.32
1986.5	5.21
1987.0	5.05
1987.5	5.01
1988.0	5.01
1988.5	5.01
1989.0	5.10
1989.5	5.10
1990.0	5.13
1990.5	5.18
1991.0	5.36
1991.5	5.31
1992.0	5.29
1992.5	5.40
1993.0	5.52
1993.5	5.64
1994.0	5.72
1994.5	5.83
1995.0	5.79
1995.5	5.75
1996.0	5.73
1996.5	5.64
1997.0	5.87
1997.5	5.99
1998.0	6.04
1998.5	5.97
1999.0	5.89
1999.5	5.81

Dresser Atlas




OWLL

CITIES SERVICE OIL COMPANY
MADISON B NO. OS-2

DEEP INDUCTION
DEPTH (RT)

2000.0 5.74



OWLL

CITIES SERVICE OIL COMPANY
MADISON B NO. OS-2

DEPTH	PERM. INDEX MD	WATER SAT. %	POROSITY %	DENSITY HYCARB GM/CC	CLAY %	CUM POR. FEET	CUM. HYCARB FEET
1825.0	0.1	100.	4.0	1.0	41.3	0.12	0.00
1826.0	0.1	100.	4.5	1.0	45.4	0.17	0.00
1865.0	0.1	100.	6.2	1.0	45.2	0.83	0.00
1866.0	0.4	100.	8.0	1.0	39.6	0.91	0.00
1867.0	1.0	100.	10.1	1.0	37.2	1.00	0.00
1868.0	1.1	100.	10.4	1.0	37.5	1.11	0.00
1869.0	1.1	100.	10.3	1.0	38.3	1.21	0.00
1870.0	0.8	100.	9.6	1.0	40.7	1.31	0.00
1871.0	1.0	100.	10.0	1.0	37.7	1.41	0.00
1872.0	1.4	100.	10.8	1.0	33.4	1.51	0.00
1873.0	1.1	100.	10.3	1.0	30.1	1.62	0.00
1874.0	0.5	100.	8.5	1.0	25.0	1.71	0.00
1875.0	1.7	87.	11.4	1.0	24.5	1.81	0.01
1876.0	3.9	75.	13.8	1.0	25.2	1.94	0.04
1877.0	4.7	74.	14.4	1.0	30.0	2.08	0.08
1878.0	5.8	75.	15.1	1.0	29.5	2.23	0.11
1879.0	6.5	77.	15.5	1.0	25.7	2.39	0.15
1880.0	5.3	80.	14.8	1.0	30.3	2.54	0.18
1881.0	3.7	87.	13.6	1.0	35.4	2.68	0.20
1882.0	0.7	100.	9.4	1.0	45.7	2.78	0.20
1889.0	0.9	100.	9.9	1.0	49.5	3.14	0.20
1890.0	3.9	85.	13.8	1.0	39.2	3.26	0.21
1891.0	4.6	83.	14.3	1.0	29.6	3.41	0.24
1892.0	4.8	82.	14.4	1.0	22.4	3.55	0.27
1893.0	4.5	82.	14.3	1.0	12.9	3.69	0.29
1894.0	10.1	70.	17.1	1.0	9.4	3.86	0.34
1895.0	11.9	70.	17.8	1.0	9.9	4.04	0.39
1896.0	15.6	68.	18.9	1.0	10.1	4.22	0.45
1897.0	22.0	63.	20.4	1.0	9.4	4.42	0.52
1898.0	20.2	64.	20.0	1.0	7.9	4.63	0.60
1899.0	14.4	69.	18.6	1.0	7.8	4.81	0.66
1900.0	16.4	67.	19.1	1.0	7.1	5.00	0.72
1901.0	12.7	70.	18.0	1.0	10.4	5.19	0.78
1902.0	10.0	73.	17.1	1.0	12.2	5.36	0.82
1903.0	23.3	62.	20.7	1.0	11.1	5.55	0.89
1904.0	28.1	60.	21.6	1.0	10.6	5.77	0.98
1905.0	26.3	62.	21.3	1.0	10.4	5.98	1.06
1906.0	18.7	67.	19.7	1.0	12.3	6.18	1.13
1907.0	13.0	72.	18.1	1.0	15.4	6.37	1.18
1908.0	10.3	78.	17.2	1.0	19.1	6.54	1.23
1909.0	8.8	83.	16.6	1.0	15.3	6.71	1.25
1910.0	15.7	69.	18.9	1.0	14.9	6.90	1.31
1911.0	16.8	66.	19.2	1.0	15.2	7.09	1.37
1912.0	17.8	66.	19.5	1.0	16.2	7.28	1.44
1913.0	18.1	67.	19.6	1.0	14.6	7.48	1.50
1914.0	16.3	67.	19.1	1.0	14.8	7.67	1.56
1915.0	13.7	64.	18.3	1.0	14.8	7.85	1.63

OWLL

CITIES SERVICE OIL COMPANY
MADISON B NO. OS-2

DEPTH	PERM. INDEX MD	WATER SAT. %	POROSITY %	DENSITY HYCARB GM/CC	CLAY %	CUM POR. FEET	CUM. HYCARB FEET
1916.0	11.7	73.	17.7	1.0	14.8	8.03	1.68
1917.0	10.6	75.	17.3	1.0	15.4	8.21	1.73
1918.0	9.9	77.	17.0	1.0	11.8	8.38	1.77
1919.0	13.3	72.	18.2	1.0	10.0	8.56	1.82
1920.0	15.9	71.	19.0	1.0	11.3	8.74	1.87
1921.0	17.8	70.	19.5	1.0	11.5	8.94	1.93
1922.0	18.4	70.	19.6	1.0	9.5	9.13	1.98
1923.0	17.1	70.	19.3	1.0	8.8	9.33	2.04
1924.0	16.3	72.	19.1	1.0	10.2	9.52	2.10
1925.0	19.9	69.	20.0	1.0	10.3	9.72	2.16
1926.0	22.8	67.	20.6	1.0	10.3	9.92	2.22
1927.0	18.9	70.	19.7	1.0	10.7	10.12	2.29
1928.0	22.6	68.	20.6	1.0	9.9	10.32	2.35
1929.0	25.2	67.	21.1	1.0	10.1	10.53	2.42
1930.0	21.0	69.	20.2	1.0	10.3	10.74	2.48
1931.0	16.5	73.	19.1	1.0	11.5	10.93	2.54
1932.0	13.4	75.	18.3	1.0	14.1	11.12	2.58
1933.0	20.6	69.	20.1	1.0	13.6	11.31	2.64
1934.0	25.9	66.	21.2	1.0	11.0	11.52	2.71
1935.0	24.0	67.	20.8	1.0	9.1	11.73	2.78
1936.0	22.2	68.	20.5	1.0	9.6	11.94	2.85
1937.0	20.8	69.	20.2	1.0	10.3	12.14	2.91
1938.0	20.9	68.	20.2	1.0	10.7	12.34	2.98
1939.0	18.4	71.	19.6	1.0	11.4	12.54	3.04
1940.0	16.3	74.	19.1	1.0	10.4	12.73	3.09
1941.0	12.5	79.	18.0	1.0	9.1	12.91	3.13
1942.0	8.3	86.	16.4	1.0	9.7	13.08	3.15
1943.0	8.7	85.	16.6	1.0	11.8	13.24	3.18
1944.0	7.8	89.	16.2	1.0	12.3	13.41	3.20
1945.0	6.7	92.	15.6	1.0	13.3	13.57	3.21
1946.0	6.8	92.	15.7	1.0	11.9	13.72	3.22
1947.0	7.7	91.	16.1	1.0	12.6	13.88	3.24
1948.0	9.2	88.	16.7	1.0	12.8	14.05	3.25
1949.0	9.9	86.	17.0	1.0	15.6	14.22	3.28
1950.0	4.8	98.	14.5	1.0	28.6	14.37	3.29
1951.0	0.4	100.	8.1	1.0	47.7	14.48	3.29

OWLL

CITIES SERVICE OIL COMPANY
MADISON B NO. OS-2

14-225-11E

DEPTH	PERM. INDEX MD	WATER SAT. %	POROSITY %	DENSITY HYCARB GM/CC	CLAY %	CUM. POR. FEET	CUM. HYCARB FEET
1824.5	0.1	100.	3.3	1.0	46.8	0.10	0.00
1825.0	0.1	100.	4.0	1.0	41.3	0.12	0.00
1825.5	0.1	100.	4.4	1.0	41.1	0.14	0.00
1826.0	0.1	100.	4.5	1.0	45.4	0.17	0.00
1865.0	0.1	100.	6.2	1.0	45.2	0.83	0.00
1865.5	0.2	100.	7.3	1.0	42.0	0.87	0.00
1866.0	0.4	100.	8.0	1.0	39.6	0.91	0.00
1866.5	0.7	100.	9.2	1.0	38.0	0.95	0.00
1867.0	1.0	100.	10.1	1.0	37.2	1.00	0.00
1867.5	1.1	100.	10.3	1.0	37.2	1.05	0.00
1868.0	1.1	100.	10.4	1.0	37.5	1.11	0.00
1868.5	1.1	100.	10.4	1.0	37.8	1.16	0.00
1869.0	1.1	100.	10.3	1.0	38.3	1.21	0.00
1869.5	1.0	100.	10.1	1.0	39.0	1.26	0.00
1870.0	0.8	100.	9.6	1.0	40.7	1.31	0.00
1870.5	0.8	100.	9.6	1.0	39.6	1.36	0.00
1871.0	1.0	100.	10.0	1.0	37.7	1.41	0.00
1871.5	1.1	100.	10.4	1.0	36.2	1.46	0.00
1872.0	1.4	100.	10.8	1.0	33.4	1.51	0.00
1872.5	1.4	96.	10.9	1.0	31.7	1.57	0.00
1873.0	1.1	100.	10.3	1.0	30.1	1.62	0.00
1873.5	0.7	100.	9.2	1.0	26.0	1.66	0.00
1874.0	0.5	100.	8.5	1.0	25.0	1.71	0.00
1874.5	0.7	100.	9.3	1.0	24.7	1.75	0.00
1875.0	1.7	87.	11.4	1.0	24.5	1.81	0.01
1875.5	2.8	79.	12.8	1.0	24.4	1.87	0.02
1876.0	3.9	75.	13.8	1.0	25.2	1.94	0.04
1876.5	4.3	74.	14.1	1.0	27.4	2.01	0.06
1877.0	4.7	74.	14.4	1.0	30.0	2.08	0.08
1877.5	5.2	74.	14.7	1.0	32.7	2.16	0.10
1878.0	5.8	75.	15.1	1.0	29.5	2.23	0.11
1878.5	6.4	76.	15.4	1.0	27.9	2.31	0.13
1879.0	6.5	77.	15.5	1.0	25.7	2.39	0.15
1879.5	6.0	78.	15.2	1.0	27.8	2.46	0.17
1880.0	5.3	80.	14.8	1.0	30.3	2.54	0.18
1880.5	4.8	82.	14.5	1.0	32.7	2.61	0.19
1881.0	3.7	87.	13.6	1.0	35.4	2.68	0.20
1881.5	1.7	100.	11.5	1.0	41.7	2.74	0.20
1882.0	0.7	100.	9.4	1.0	45.7	2.78	0.20
1888.5	0.5	100.	8.6	1.0	49.5	3.09	0.20
1889.0	0.9	100.	9.9	1.0	49.5	3.14	0.20
1889.5	1.6	100.	11.3	1.0	47.6	3.19	0.20
1890.0	3.9	85.	13.8	1.0	39.2	3.26	0.21
1890.5	5.2	80.	14.7	1.0	33.5	3.34	0.23
1891.0	4.6	83.	14.3	1.0	29.6	3.41	0.24
1891.5	4.2	84.	14.0	1.0	24.8	3.48	0.25
1892.0	4.8	82.	14.4	1.0	22.4	3.55	0.27

OWLL

CITIES SERVICE OIL COMPANY
MADISON B NO. OS-2

DEPTH	PERM. INDEX MD	WATER SAT. %	POROSITY %	DENSITY HYCARB GM/CC	CLAY %	CUM. POR. FEET	CUM. HYCARB FEET
1892.5	4.6	82.	14.3	1.0	15.3	3.62	0.28
1893.0	4.5	82.	14.3	1.0	12.9	3.69	0.29
1893.5	7.9	73.	16.2	1.0	11.8	3.77	0.31
1894.0	10.1	70.	17.1	1.0	9.4	3.86	0.34
1894.5	11.6	69.	17.7	1.0	9.5	3.95	0.37
1895.0	11.9	70.	17.8	1.0	9.9	4.04	0.39
1895.5	12.6	70.	18.1	1.0	10.0	4.13	0.42
1896.0	15.6	68.	18.9	1.0	10.1	4.22	0.45
1896.5	19.0	65.	19.8	1.0	10.0	4.32	0.49
1897.0	22.0	63.	20.4	1.0	9.4	4.42	0.52
1897.5	24.2	62.	20.9	1.0	8.6	4.53	0.56
1898.0	20.2	64.	20.0	1.0	7.9	4.63	0.60
1898.5	13.5	69.	18.3	1.0	8.1	4.72	0.63
1899.0	14.4	69.	18.6	1.0	7.8	4.81	0.66
1899.5	15.5	68.	18.9	1.0	7.8	4.91	0.69
1900.0	16.4	67.	19.1	1.0	7.1	5.00	0.72
1900.5	14.4	68.	18.6	1.0	8.6	5.09	0.75
1901.0	12.7	70.	18.0	1.0	10.4	5.19	0.78
1901.5	11.3	71.	17.6	1.0	12.0	5.27	0.80
1902.0	10.0	73.	17.1	1.0	12.2	5.36	0.82
1902.5	13.8	69.	18.4	1.0	11.1	5.45	0.85
1903.0	23.3	62.	20.7	1.0	11.1	5.55	0.89
1903.5	27.1	60.	21.4	1.0	10.9	5.66	0.93
1904.0	28.1	60.	21.6	1.0	10.6	5.77	0.98
1904.5	27.8	60.	21.6	1.0	10.3	5.88	1.02
1905.0	26.3	62.	21.3	1.0	10.4	5.98	1.06
1905.5	21.7	65.	20.4	1.0	11.2	6.08	1.10
1906.0	18.7	67.	19.7	1.0	12.3	6.18	1.13
1906.5	15.6	69.	18.9	1.0	13.7	6.28	1.16
1907.0	13.0	72.	18.1	1.0	15.4	6.37	1.18
1907.5	11.6	75.	17.7	1.0	17.5	6.46	1.21
1908.0	10.3	78.	17.2	1.0	19.1	6.54	1.23
1908.5	9.5	81.	16.9	1.0	16.5	6.63	1.24
1909.0	8.8	83.	16.6	1.0	15.3	6.71	1.25
1909.5	13.2	75.	18.2	1.0	14.4	6.80	1.28
1910.0	15.7	69.	18.9	1.0	14.9	6.90	1.31
1910.5	16.3	68.	19.1	1.0	15.0	6.99	1.34
1911.0	16.8	66.	19.2	1.0	15.2	7.09	1.37
1911.5	17.4	63.	19.4	1.0	16.6	7.18	1.41
1912.0	17.8	66.	19.5	1.0	16.2	7.28	1.44
1912.5	18.0	70.	19.5	1.0	15.2	7.38	1.47
1913.0	18.1	67.	19.6	1.0	14.6	7.48	1.50
1913.5	17.5	68.	19.4	1.0	15.0	7.57	1.53
1914.0	16.3	67.	19.1	1.0	14.8	7.67	1.56
1914.5	15.0	62.	18.7	1.0	15.2	7.76	1.60
1915.0	13.7	64.	18.3	1.0	14.8	7.85	1.63
1915.5	12.5	71.	18.0	1.0	14.8	7.94	1.66
1916.0	11.7	73.	17.7	1.0	14.8	8.03	1.68
1916.5	11.2	73.	17.5	1.0	15.6	8.12	1.71
1917.0	10.6	75.	17.3	1.0	15.4	8.21	1.73

CITIES SERVICE OIL COMPANY
MADISON B NO. OS-2

DEPTH	PERM. INDEX MD	WATER SAT. %	POROSITY %	DENSITY HYCARB GM/CC	CLAY %	CUM. POR. FEET	CUM. HYCARB FEET
1917.5	10.1	76.	17.1	1.0	14.1	8.29	1.75
1918.0	9.9	77.	17.0	1.0	11.8	8.38	1.77
1918.5	11.1	75.	17.5	1.0	10.5	8.47	1.79
1919.0	13.3	72.	18.2	1.0	10.0	8.56	1.82
1919.5	14.8	72.	18.7	1.0	10.5	8.65	1.84
1920.0	15.9	71.	19.0	1.0	11.3	8.74	1.87
1920.5	17.0	71.	19.3	1.0	11.8	8.84	1.90
1921.0	17.8	70.	19.5	1.0	11.5	8.94	1.93
1921.5	18.1	71.	19.6	1.0	10.6	9.04	1.95
1922.0	18.4	70.	19.6	1.0	9.5	9.13	1.98
1922.5	18.3	69.	19.6	1.0	8.7	9.23	2.01
1923.0	17.1	70.	19.3	1.0	8.8	9.33	2.04
1923.5	15.2	72.	18.8	1.0	9.4	9.42	2.07
1924.0	16.3	72.	19.1	1.0	10.2	9.52	2.10
1924.5	18.2	70.	19.6	1.0	10.3	9.62	2.13
1925.0	19.9	69.	20.0	1.0	10.3	9.72	2.16
1925.5	21.5	68.	20.3	1.0	10.3	9.82	2.19
1926.0	22.8	67.	20.6	1.0	10.3	9.92	2.22
1926.5	20.9	68.	20.2	1.0	10.6	10.02	2.26
1927.0	18.9	70.	19.7	1.0	10.7	10.12	2.29
1927.5	18.9	70.	19.7	1.0	10.4	10.22	2.31
1928.0	22.6	68.	20.6	1.0	9.9	10.32	2.35
1928.5	23.9	67.	20.8	1.0	10.0	10.43	2.38
1929.0	25.2	67.	21.1	1.0	10.1	10.53	2.42
1929.5	24.0	67.	20.9	1.0	10.0	10.64	2.45
1930.0	21.5	69.	20.2	1.0	10.3	10.74	2.48
1930.5	18.7	71.	19.7	1.0	10.6	10.84	2.51
1931.0	16.5	73.	19.1	1.0	11.5	10.93	2.54
1931.5	14.6	75.	18.6	1.0	12.7	11.02	2.56
1932.0	13.4	75.	18.3	1.0	14.1	11.12	2.58
1932.5	16.3	72.	19.1	1.0	14.7	11.21	2.61
1933.0	20.6	69.	20.1	1.0	13.6	11.31	2.64
1933.5	25.5	66.	21.1	1.0	12.4	11.42	2.68
1934.0	25.9	66.	21.2	1.0	11.0	11.52	2.71
1934.5	24.9	66.	21.0	1.0	9.5	11.63	2.75
1935.0	24.0	67.	20.8	1.0	9.1	11.73	2.78
1935.5	23.1	67.	20.7	1.0	9.3	11.84	2.82
1936.0	22.2	68.	20.5	1.0	9.6	11.94	2.85
1936.5	21.5	68.	20.3	1.0	10.0	12.04	2.88
1937.0	20.8	69.	20.2	1.0	10.3	12.14	2.91
1937.5	21.0	68.	20.2	1.0	10.3	12.24	2.95
1938.0	20.9	68.	20.2	1.0	10.7	12.34	2.98
1938.5	19.5	69.	19.9	1.0	11.1	12.44	3.01
1939.0	18.4	71.	19.6	1.0	11.4	12.54	3.04
1939.5	17.3	73.	19.4	1.0	11.3	12.64	3.06
1940.0	16.3	74.	19.1	1.0	10.4	12.73	3.09
1940.5	14.5	76.	18.6	1.0	10.0	12.82	3.11
1941.0	12.5	79.	18.0	1.0	9.1	12.91	3.13
1941.5	10.3	82.	17.2	1.0	9.4	13.00	3.14
1942.0	8.3	86.	16.4	1.0	9.7	13.08	3.15

OWLL

CITIES SERVICE OIL COMPANY
MADISON B NO. OS-2

DEPTH	PERM. INDEX MD	WATER SAT. %	POROSITY %	DENSITY HYCARB GM/CC	CLAY %	CUM. POR. FEET	CUM. HYCARB FEET
1942.5	7.3	88.	15.9	1.0	10.6	13.16	3.16
1943.0	8.7	85.	16.6	1.0	11.8	13.24	3.18
1943.5	8.6	86.	16.5	1.0	12.2	13.33	3.19
1944.0	7.8						

CITIES SERVICE OIL COMPANY
MADISON B NO. OS - 2 RUN NO. 1

DEEP INDUCTION
DEPTH (RT)

1800.0	3.00
1800.5	2.94
1801.0	2.74
1801.5	2.65
1802.0	2.56
1802.5	2.49
1803.0	2.44
1803.5	2.35
1804.0	2.33
1804.5	2.53
1805.0	2.84
1805.5	3.13
1806.0	3.06
1806.5	3.13
1807.0	3.39
1807.5	3.40
1808.0	4.34
1808.5	4.33
1809.0	5.12
1809.5	5.42
1810.0	5.90
1810.5	6.16
1811.0	5.91
1811.5	5.51
1812.0	4.05
1812.5	4.30
1813.0	4.80
1813.5	4.72
1814.0	4.68
1814.5	4.66
1815.0	4.66
1815.5	4.66
1816.0	4.66
1816.5	4.65
1817.0	4.65
1817.5	4.65
1818.0	4.64
1818.5	4.62
1819.0	4.59
1819.5	4.57
1820.0	4.58
1820.5	4.61
1821.0	4.64
1821.5	4.57
1822.0	4.50
1822.5	4.47
1823.0	4.47
1823.5	4.47
1824.0	4.46
1824.5	4.44



OWLL

CITIES SERVICE OIL COMPANY
MADISON B NO. OS - 2 RUN NO. 1

DEEP INDUCTION
DEPTH (RT)


1825.0	4.42
1825.5	4.40
1826.0	4.38
1826.5	4.35
1827.0	4.33
1827.5	4.33
1828.0	4.30
1828.5	4.30
1829.0	4.31
1829.5	4.35
1830.0	4.38
1830.5	4.42
1831.0	4.45
1831.5	4.34
1832.0	4.14
1832.5	3.94
1833.0	3.67
1833.5	3.41
1834.0	3.13
1834.5	2.81
1835.0	2.61
1835.5	2.52
1836.0	2.29
1836.5	2.07
1837.0	1.97
1837.5	2.04
1838.0	2.18
1838.5	2.32
1839.0	2.46
1839.5	2.66
1840.0	2.74
1840.5	2.89
1841.0	3.43
1841.5	3.81
1842.0	4.11
1842.5	4.43
1843.0	4.75
1843.5	5.12
1844.0	5.34
1844.5	5.50
1845.0	5.62
1845.5	5.66
1846.0	5.70
1846.5	5.64
1847.0	5.51
1847.5	5.27
1848.0	5.03
1848.5	4.80
1849.0	4.59
1849.5	4.39



CITIES SERVICE OIL COMPANY
MADISON B NO. OS - 2 RUN NO. 1

DEEP INDUCTION
DEPTH (RT)


1850.0	4.28
1850.5	4.17
1851.0	4.08
1851.5	4.05
1852.0	4.02
1852.5	4.33
1853.0	4.45
1853.5	4.54
1854.0	4.63
1854.5	4.52
1855.0	4.22
1855.5	4.96
1856.0	5.10
1856.5	5.24
1857.0	5.24
1857.5	5.19
1858.0	5.07
1858.5	4.77
1859.0	4.75
1859.5	4.73
1860.0	4.66
1860.5	4.69
1861.0	4.55
1861.5	4.55
1862.0	4.51
1862.5	4.47
1863.0	4.41
1863.5	4.35
1864.0	4.31
1864.5	4.26
1865.0	4.22
1865.5	3.89
1866.0	3.75
1866.5	3.63
1867.0	3.60
1867.5	3.56
1868.0	3.49
1868.5	3.42
1869.0	3.34
1869.5	3.40
1870.0	3.56
1870.5	3.71
1871.0	3.86
1871.5	4.02
1872.0	4.17
1872.5	4.32
1873.0	4.48
1873.5	4.63
1874.0	4.78
1874.5	4.94



CITIES SERVICE OIL COMPANY
MADISON B NO. OS - 2 RUN NO. 1

DEEP INDUCTION
DEPTH (RT)


1875.0	4.99
1875.5	4.86
1876.0	4.86
1876.5	4.82
1877.0	4.67
1877.5	4.37
1878.0	3.98
1878.5	3.85
1879.0	3.73
1879.5	3.68
1880.0	3.68
1880.5	3.68
1881.0	3.68
1881.5	3.58
1882.0	3.68
1882.5	3.67
1883.0	3.63
1883.5	3.58
1884.0	3.54
1884.5	3.54
1885.0	3.55
1885.5	3.55
1886.0	3.55
1886.5	3.56
1887.0	3.56
1887.5	3.56
1888.0	3.57
1888.5	3.57
1889.0	3.57
1889.5	3.58
1890.0	3.58
1890.5	3.58
1891.0	3.59
1891.5	3.53
1892.0	3.52
1892.5	3.52
1893.0	3.52
1893.5	3.52
1894.0	3.52
1894.5	3.52
1895.0	3.40
1895.5	3.35
1896.0	3.27
1896.5	3.25
1897.0	3.23
1897.5	3.23
1898.0	3.21
1898.5	3.20
1899.0	3.20
1899.5	3.20



CITIES SERVICE OIL COMPANY
MADISON B NO. OS - 2 RUN NO. 1

DEEP INDUCTION
DEPTH (RT)


1900.0	3.21
1900.5	3.23
1901.0	3.28
1901.5	3.25
1902.0	3.26
1902.5	3.26
1903.0	3.26
1903.5	3.26
1904.0	3.20
1904.5	3.15
1905.0	3.14
1905.5	3.15
1906.0	3.16
1906.5	3.13
1907.0	3.19
1907.5	3.19
1908.0	3.14
1908.5	3.05
1909.0	3.04
1909.5	3.09
1910.0	3.15
1910.5	3.21
1911.0	3.26
1911.5	3.32
1912.0	3.38
1912.5	2.96
1913.0	2.91
1913.5	2.49
1914.0	2.57
1914.5	3.12
1915.0	3.12
1915.5	3.15
1916.0	3.17
1916.5	3.14
1917.0	3.08
1917.5	2.98
1918.0	2.89
1918.5	2.89
1919.0	2.89
1919.5	2.89
1920.0	2.86
1920.5	2.91
1921.0	2.78
1921.5	2.78
1922.0	2.78
1922.5	2.75
1923.0	2.75
1923.5	2.73
1924.0	2.73
1924.5	2.73



CITIES SERVICE OIL COMPANY
MADISON B NO. OS - 2 RUN NO. 1

DEEP INDUCTION
DEPTH (RT)

1925.0	2.75
1925.5	2.77
1926.0	2.78
1926.5	2.78
1927.0	2.78
1927.5	2.75
1928.0	2.72
1928.5	2.70
1929.0	2.67
1929.5	2.67
1930.0	2.67
1930.5	2.67
1931.0	2.67
1931.5	2.67
1932.0	2.70
1932.5	2.73
1933.0	2.77
1933.5	2.75
1934.0	2.72
1934.5	2.70
1935.0	2.67
1935.5	2.67
1936.0	2.69
1936.5	2.70
1937.0	2.71
1937.5	2.71
1938.0	2.70
1938.5	2.68
1939.0	2.66
1939.5	2.63
1940.0	2.61
1940.5	2.60
1941.0	2.58
1941.5	2.57
1942.0	2.56
1942.5	2.55
1943.0	2.54
1943.5	2.53
1944.0	2.51
1944.5	2.48
1945.0	2.42
1945.5	2.37
1946.0	2.36
1946.5	2.35
1947.0	2.33
1947.5	2.33
1948.0	2.31
1948.5	2.28
1949.0	2.34
1949.5	2.38



CITIES SERVICE OIL COMPANY
MADISON B NO. OS - 2 RUN NO. 1

DEEP INDUCTION
DEPTH (RT)

1950.0	2.44
1950.5	2.53
1951.0	2.76
1951.5	2.97
1952.0	3.17
1952.5	3.36
1953.0	3.53
1953.5	3.69
1954.0	3.86
1954.5	3.98
1955.0	4.03
1955.5	4.06
1956.0	4.09
1956.5	4.09
1957.0	4.09
1957.5	4.09
1958.0	4.09
1958.5	4.06
1959.0	4.00
1959.5	3.95
1960.0	4.00
1960.5	4.17
1961.0	4.27
1961.5	4.36
1962.0	4.49
1962.5	4.57
1963.0	4.51
1963.5	4.62
1964.0	4.59
1964.5	4.43
1965.0	4.39
1965.5	4.18
1966.0	3.95
1966.5	3.66
1967.0	3.39
1967.5	3.19
1968.0	2.99
1968.5	2.89
1969.0	2.79
1969.5	2.69
1970.0	2.58
1970.5	2.52
1971.0	2.52
1971.5	2.56
1972.0	2.64
1972.5	2.73
1973.0	2.84
1973.5	2.96
1974.0	3.08
1974.5	3.20

CITIES SERVICE OIL COMPANY
MADISON B NO. OS - 2 RUN NO. 1

DEEP INDUCTION
DEPTH (RT)

1975.0	3.31
1975.5	3.42
1976.0	3.52
1976.5	3.58
1977.0	3.64
1977.5	3.70
1978.0	3.75
1978.5	3.73
1979.0	3.66
1979.5	3.69
1980.0	3.67
1980.5	3.64
1981.0	3.62
1981.5	3.62
1982.0	3.62
1982.5	3.61
1983.0	3.62
1983.5	3.61
1984.0	3.61
1984.5	3.61
1985.0	3.61
1985.5	3.60
1986.0	3.50
1986.5	3.41
1987.0	3.41
1987.5	3.42
1988.0	3.45
1988.5	3.48
1989.0	3.52
1989.5	3.56
1990.0	3.60
1990.5	3.50
1991.0	3.65
1991.5	3.67
1992.0	3.72
1992.5	3.81
1993.0	3.96
1993.5	4.12
1994.0	4.15
1994.5	4.12
1995.0	4.10
1995.5	4.09
1996.0	4.08
1996.5	4.08
1997.0	4.08
1997.5	4.08
1998.0	4.05
1998.5	4.01
1999.0	3.97
1999.5	4.01

CITIES SERVICE OIL COMPANY
MADISON B NO. OS - 2 RUN NO. 1

DEEP INDUCTION
DEPTH (RT)

2000.0	3.97
--------	------

CITIES SERVICE OIL COMPANY
MADISON B NO. OS - 2 RUN NO. 1


DEEP INDUCTION
DEPTH (RT)

2000.0	3.97
--------	------

CITIES SERVICE OIL COMPANY
MADISON B NO. OS - 2 RUN 2

DEEP INDUCTION
DEPTH (RT)

1876.0	10.75
1876.5	8.83
1877.0	7.99
1877.5	8.03
1878.0	8.15
1878.5	8.21
1879.0	6.43
1879.5	6.08
1880.0	5.80
1880.5	5.61
1881.0	5.17
1881.5	5.14
1882.0	5.11
1882.5	5.13
1883.0	5.16
1883.5	5.18
1884.0	5.19
1884.5	5.10
1885.0	5.02
1885.5	4.93
1886.0	4.75
1886.5	4.81
1887.0	4.87
1887.5	4.94
1888.0	4.97
1888.5	5.00
1889.0	5.03
1889.5	5.01
1890.0	4.98
1890.5	4.94
1891.0	4.90
1891.5	4.86
1892.0	4.86
1892.5	4.86
1893.0	4.86
1893.5	4.87
1894.0	4.87
1894.5	4.87
1895.0	4.84
1895.5	4.75
1896.0	4.67
1896.5	4.58
1897.0	4.48
1897.5	4.37
1898.0	4.34
1898.5	4.31
1899.0	4.27
1899.5	4.24
1900.0	4.23
1900.5	4.27



OWLL

CITIES SERVICE OIL COMPANY
MADISON B NO. OS - 2 RUN 2

DEEP INDUCTION
DEPTH (RT)


1901.0	4.31
1901.5	4.35
1902.0	4.38
1902.5	4.42
1903.0	4.46
1903.5	4.50
1904.0	4.54
1904.5	4.52
1905.0	4.46
1905.5	4.38
1906.0	4.33
1906.5	4.29
1907.0	4.25
1907.5	4.19
1908.0	4.04
1908.5	3.82
1909.0	3.63
1909.5	3.73
1910.0	3.96
1910.5	4.49
1911.0	5.23
1911.5	9.21
1912.0	47.40
1912.5	41.21
1913.0	25.05
1913.5	8.89
1914.0	3.84
1914.5	4.54
1915.0	4.76
1915.5	4.46
1916.0	4.07
1916.5	3.82
1917.0	3.69
1917.5	3.95
1918.0	4.25
1918.5	4.34
1919.0	4.43
1919.5	4.24
1920.0	4.11
1920.5	4.08
1921.0	4.06
1921.5	4.08
1922.0	4.13
1922.5	4.19
1923.0	4.18
1923.5	4.15
1924.0	4.13
1924.5	4.10
1925.0	4.07
1925.5	4.03



CITIES SERVICE OIL COMPANY
MADISON B NO. OS - 2 RUN 2

DEEP INDUCTION
DEPTH (RT)

1926.0	4.00
1926.5	4.03
1927.0	4.06
1927.5	4.08
1928.0	4.11
1928.5	4.13
1929.0	4.12
1929.5	4.08
1930.0	4.05
1930.5	4.01
1931.0	4.00
1931.5	4.00
1932.0	4.00
1932.5	4.00
1933.0	4.02
1933.5	4.03
1934.0	4.05
1934.5	4.07
1935.0	4.08
1935.5	4.11
1936.0	4.13
1936.5	4.15
1937.0	4.17
1937.5	4.19
1938.0	4.22
1938.5	4.24
1939.0	4.19
1939.5	4.10
1940.0	3.98
1940.5	3.85
1941.0	3.73
1941.5	3.65
1942.0	3.61
1942.5	3.56
1943.0	3.52
1943.5	3.48
1944.0	3.48
1944.5	3.47
1945.0	3.46
1945.5	3.44
1946.0	3.42
1946.5	3.40
1947.0	3.39
1947.5	3.37
1948.0	3.34
1948.5	3.31
1949.0	3.27
1949.5	3.24
1950.0	3.24
1950.5	3.30




OWLL

CITIES SERVICE OIL COMPANY
MADISON B NO. OS - 2 RUN 2

DEEP INDUCTION
DEPTH (RT)


1951.0	3.37
1951.5	3.53
1952.0	3.88
1952.5	4.26
1953.0	4.61
1953.5	4.96
1954.0	5.15
1954.5	5.35
1955.0	5.52
1955.5	5.66
1956.0	5.80
1956.5	5.85
1957.0	5.80
1957.5	5.74
1958.0	5.67
1958.5	5.60
1959.0	5.53
1959.5	5.47
1960.0	5.47
1960.5	5.47
1961.0	5.47
1961.5	5.52
1962.0	5.62
1962.5	5.76
1963.0	5.90
1963.5	6.04
1964.0	6.19
1964.5	6.37
1965.0	6.47
1965.5	6.41
1966.0	6.29
1966.5	6.08
1967.0	5.80
1967.5	5.52
1968.0	5.24
1968.5	4.97
1969.0	4.63
1969.5	4.29
1970.0	4.02
1970.5	3.84
1971.0	3.66
1971.5	3.62
1972.0	3.68
1972.5	3.83
1973.0	3.98
1973.5	4.14
1974.0	4.29
1974.5	4.45
1975.0	4.60
1975.5	4.76



CITIES SERVICE OIL COMPANY
MADISON B NO. OS - 2 RUN 2

DEEP INDUCTION
DEPTH (RT)

1976.0	4.95
1976.5	5.15
1977.0	5.27
1977.5	5.33
1978.0	5.30
1978.5	5.27
1979.0	5.24
1979.5	5.20
1980.0	5.16
1980.5	5.12
1981.0	5.08
1981.5	5.05
1982.0	5.06




OWLL

CITIES SERVICE OIL COMPANY
MADISON B NO. OS - 2 RUN NO. 3

DEEP INDUCTION LOG
DEPTH (RT)

1880.0	5.77
1880.5	5.46
1881.0	4.63
1881.5	4.56
1882.0	4.80
1882.5	4.38
1883.0	4.15
1883.5	4.08
1884.0	4.09
1884.5	4.25
1885.0	4.30
1885.5	4.28
1886.0	4.24
1886.5	4.20
1887.0	4.17
1887.5	4.16
1888.0	4.16
1888.5	4.20
1889.0	4.19
1889.5	4.22
1890.0	4.30
1890.5	4.37
1891.0	4.40
1891.5	4.41
1892.0	4.39
1892.5	4.29
1893.0	4.19
1893.5	4.25
1894.0	4.27
1894.5	4.31
1895.0	4.36
1895.5	4.41
1896.0	4.47
1896.5	4.49
1897.0	4.50
1897.5	4.38
1898.0	4.14
1898.5	4.04
1899.0	3.97
1899.5	3.91
1900.0	3.83
1900.5	3.76
1901.0	3.68
1901.5	3.60
1902.0	3.67
1902.5	3.85
1903.0	4.03
1903.5	4.22
1904.0	4.35
1904.5	4.47



OWLL

CITIES SERVICE OIL COMPANY
MADISON B NO. OS - 2 RUN NO. 3

DEEP INDUCTION LOG
DEPTH (RT)


1905.0	4.59
1905.5	4.52
1906.0	4.41
1906.5	4.29
1907.0	4.16
1907.5	4.03
1908.0	3.88
1908.5	3.72
1909.0	3.69
1909.5	3.69
1910.0	3.72
1910.5	3.74
1911.0	3.75
1911.5	3.58
1912.0	3.42
1912.5	3.31
1913.0	3.63
1913.5	3.75
1914.0	3.81
1914.5	4.40
1915.0	3.88
1915.5	3.88
1916.0	3.64
1916.5	3.76
1917.0	3.56
1917.5	4.09
1918.0	3.92
1918.5	3.50
1919.0	3.40
1919.5	3.48
1920.0	3.38
1920.5	3.37
1921.0	3.62
1921.5	3.91
1922.0	3.74
1922.5	3.55
1923.0	3.35
1923.5	3.38
1924.0	3.35
1924.5	3.33
1925.0	3.30
1925.5	3.27
1926.0	3.29
1926.5	3.33
1927.0	3.38
1927.5	3.38
1928.0	3.38
1928.5	3.39
1929.0	3.39
1929.5	3.40



CITIES SERVICE OIL COMPANY
MADISON B NO. OS - 2 RUN NO. 3

DEEP INDUCTION LOG
DEPTH (RT)

1930.0	3.41
1930.5	3.43
1931.0	3.44
1931.5	3.50
1932.0	3.58
1932.5	3.75
1933.0	3.91
1933.5	4.06
1934.0	4.16
1934.5	4.19
1935.0	4.22
1935.5	4.33
1936.0	4.49
1936.5	4.66
1937.0	4.82
1937.5	4.97
1938.0	4.98
1938.5	4.86
1939.0	4.74
1939.5	4.61
1940.0	4.49
1940.5	4.35
1941.0	4.20
1941.5	4.06
1942.0	3.99
1942.5	3.90
1943.0	3.80
1943.5	3.83
1944.0	3.86
1944.5	3.87
1945.0	3.87
1945.5	3.87
1946.0	3.85
1946.5	3.82
1947.0	3.78
1947.5	3.74
1948.0	3.69
1948.5	3.64
1949.0	3.57
1949.5	3.41
1950.0	3.26
1950.5	3.14
1951.0	3.02
1951.5	2.95
1952.0	2.90
1952.5	2.88
1953.0	2.84
1953.5	3.00
1954.0	3.14
1954.5	3.45



OWLL

CITIES SERVICE OIL COMPANY
MADISON B NO. OS - 2 RUN NO. 3

DEEP INDUCTION LOG
DEPTH (RT)


1955.0	3.70
1955.5	3.93
1956.0	4.16
1956.5	4.46
1957.0	4.71
1957.5	4.84
1958.0	4.97
1958.5	5.09
1959.0	5.07
1959.5	4.93
1960.0	4.87
1960.5	4.80
1961.0	4.76
1961.5	4.77
1962.0	4.77
1962.5	4.68
1963.0	4.66
1963.5	4.64
1964.0	4.62
1964.5	4.60
1965.0	4.78
1965.5	4.98
1966.0	5.17
1966.5	5.30
1967.0	5.41
1967.5	5.52
1968.0	5.36
1968.5	5.20
1969.0	5.04
1969.5	4.88
1970.0	4.71
1970.5	4.53
1971.0	4.29
1971.5	4.01
1972.0	3.74
1972.5	3.58
1973.0	3.41
1973.5	3.26
1974.0	3.30
1974.5	3.37
1975.0	3.46
1975.5	3.56
1976.0	3.65
1976.5	3.75
1977.0	3.86
1977.5	3.97
1978.0	4.10
1978.5	4.26
1979.0	4.43
1979.5	4.53



CITIES SERVICE OIL COMPANY
MADISON B NO. OS - 2 RUN NO. 3

DEEP INDUCTION LOG
DEPTH (RT)

1980.0	4.61
1980.5	4.56
1981.0	4.49
1981.5	4.41
1982.0	4.38
1982.5	4.38
1983.0	4.38
1983.5	4.40
1984.0	4.42
1984.5	4.45
1985.0	4.47
1985.5	4.50
1986.0	4.52
1986.5	4.55
1987.0	4.58
1987.5	4.60
1988.0	4.62
1988.5	4.64
1989.0	4.64
1989.5	4.64
1990.0	4.62




OWLL

CITIES SERVICE OIL COMPANY
MADISON B NO. OS - 2 RUN 4

DEEP INDUCTION
DEPTH (RT)

1880.0	4.78
1880.5	4.54
1881.0	4.42
1881.5	4.30
1882.0	4.18
1882.5	4.03
1883.0	3.86
1883.5	3.75
1884.0	3.71
1884.5	3.68
1885.0	3.68
1885.5	3.70
1886.0	3.76
1886.5	3.82
1887.0	3.88
1887.5	3.92
1888.0	3.95
1888.5	3.94
1889.0	3.88
1889.5	3.82
1890.0	3.82
1890.5	3.83
1891.0	3.83
1891.5	3.83
1892.0	3.91
1892.5	3.96
1893.0	4.00
1893.5	4.05
1894.0	4.10
1894.5	4.07
1895.0	4.11
1895.5	4.16
1896.0	4.20
1896.5	4.25
1897.0	4.26
1897.5	4.20
1898.0	4.14
1898.5	4.01
1899.0	3.89
1899.5	3.76
1900.0	3.63
1900.5	3.53
1901.0	3.44
1901.5	3.45
1902.0	3.49
1902.5	3.56
1903.0	3.67
1903.5	3.79
1904.0	3.89
1904.5	4.00




OWLL

CITIES SERVICE OIL COMPANY
MADISON B NO. OS - 2 RUN 4

DEEP INDUCTION
DEPTH (RT)


1905.0	4.06
1905.5	4.06
1906.0	4.06
1906.5	4.07
1907.0	4.07
1907.5	4.07
1908.0	4.07
1908.5	3.96
1909.0	3.79
1909.5	3.67
1910.0	3.61
1910.5	3.56
1911.0	3.53
1911.5	3.49
1912.0	3.46
1912.5	3.42
1913.0	3.39
1913.5	3.47
1914.0	3.55
1914.5	3.58
1915.0	3.58
1915.5	3.57
1916.0	3.54
1916.5	3.49
1917.0	3.37
1917.5	3.35
1918.0	3.38
1918.5	3.41
1919.0	3.46
1919.5	3.52
1920.0	3.46
1920.5	3.41
1921.0	3.35
1921.5	3.30
1922.0	3.25
1922.5	3.18
1923.0	3.12
1923.5	3.10
1924.0	3.10
1924.5	3.10
1925.0	3.10
1925.5	3.10
1926.0	3.15
1926.5	3.14
1927.0	3.11
1927.5	3.13
1928.0	3.15
1928.5	3.18
1929.0	3.22
1929.5	3.30



CITIES SERVICE OIL COMPANY
MADISON B NO. OS - 2 RUN 4

DEEP INDUCTION
DEPTH (RT)

1930.0	3.39
1930.5	3.50
1931.0	3.62
1931.5	3.74
1932.0	3.86
1932.5	4.02
1933.0	4.20
1933.5	4.38
1934.0	4.55
1934.5	4.69
1935.0	4.83
1935.5	4.85
1936.0	4.92
1936.5	5.03
1937.0	5.13
1937.5	5.24
1938.0	5.30
1938.5	5.24
1939.0	5.12
1939.5	4.97
1940.0	4.82
1940.5	4.67
1941.0	4.53
1941.5	4.39
1942.0	4.32
1942.5	4.20
1943.0	4.23
1943.5	4.26
1944.0	4.30
1944.5	4.33
1945.0	4.37
1945.5	4.43
1946.0	4.49
1946.5	4.51
1947.0	4.48
1947.5	4.45
1948.0	4.29
1948.5	4.11
1949.0	3.93
1949.5	3.75
1950.0	3.55
1950.5	3.33
1951.0	3.14
1951.5	3.00
1952.0	2.87
1952.5	2.90
1953.0	3.00
1953.5	3.11
1954.0	3.22
1954.5	3.36




OWLL

CITIES SERVICE OIL COMPANY
MADISON B NO. OS - 2 RUN 4

DEEP INDUCTION
DEPTH (RT)


1955.0	3.60
1955.5	3.84
1956.0	4.04
1956.5	4.17
1957.0	4.29
1957.5	4.32
1958.0	4.35
1958.5	4.37
1959.0	4.38
1959.5	4.38
1960.0	4.31
1960.5	4.23
1961.0	4.22
1961.5	4.22
1962.0	4.22
1962.5	4.22
1963.0	4.22
1963.5	4.23
1964.0	4.23
1964.5	4.23
1965.0	4.26
1965.5	4.34
1966.0	4.42
1966.5	4.49
1967.0	4.56
1967.5	4.63
1968.0	4.69
1968.5	4.68
1969.0	4.52
1969.5	4.34
1970.0	4.15
1970.5	3.96
1971.0	3.78
1971.5	3.65
1972.0	3.52
1972.5	3.39
1973.0	3.28
1973.5	3.18
1974.0	3.07
1974.5	3.11
1975.0	3.19
1975.5	3.27
1976.0	3.36
1976.5	3.45
1977.0	3.55
1977.5	3.65
1978.0	3.75
1978.5	3.83
1979.0	3.90
1979.5	3.97



CITIES SERVICE OIL COMPANY
MADISON B NO. OS - 2 RUN 4

DEEP INDUCTION
DEPTH (RT)

1980.0	4.02
1980.5	4.02
1981.0	4.02
1981.5	4.02
1982.0	4.02
1982.5	4.03
1983.0	4.03
1983.5	4.03
1984.0	4.03



OWLL