

DST REPORT

GENERAL INFORMATION

DATE : 10/08/96	TICKET : 21914
CUSTOMER : RANGE OIL COMPANY INC	LEASE : MOFFETT C
WELL : #1 TEST: 1	GEOLOGIST: BLAIR
ELEVATION: 1432 GL	FORMATION: CONGLOMERATE
SECTION : 24	TOWNSHIP : 22S
RANGE : 3E COUNTY: MARION	STATE : KS
GAUGE SN#: 1562 RANGE : 3900	CLOCK : 12

WELL INFORMATION

PERFORATION INTERVAL FROM: 2478.00 ft	TO: 2508.00 ft	TVD: 2508.0 ft
DEPTH OF SELECTIVE ZONE:	TEST TYPE: OIL	
DEPTH OF RECORDERS: 2488.0 ft	2491.0 ft	
TEMPERATURE: 104.0		
DRILL COLLAR LENGTH: 150.0 ft	I.D.:	2.250 in
WEIGHT PIPE LENGTH : 0.0 ft	I.D.:	0.000 in
DRILL PIPE LENGTH : 2308.0 ft	I.D.:	3.800 in
TEST TOOL LENGTH : 20.0 ft	TOOL SIZE :	5.500 in
ANCHOR LENGTH : 30.0 ft	ANCHOR SIZE:	5.500 in
SURFACE CHOKE SIZE : 0.750 in	BOTTOM CHOKE SIZE:	0.750 in
MAIN HOLE SIZE : 7.875 in	TOOL JOINT SIZE :	4.5XH
PACKER DEPTH: 2473.0 ft	SIZE:	6.630 in
PACKER DEPTH: 2478.0 ft	SIZE:	6.630 in
PACKER DEPTH: 0.0 ft	SIZE:	0.000 in
PACKER DEPTH: 0.0 ft	SIZE:	0.000 in

MUD INFORMATION

DRILLING CON. : GLAVES	VISCOSITY : 42.00 cp
MUD TYPE : CHEMICAL	WATER LOSS: 8.800 cc
WEIGHT : 9.800 ppg	
CHLORIDES : 1800 ppm	SERIAL NUMBER:
JARS-MAKE :	REVERSED OUT?: NO
DID WELL FLOW?: NO	

COMMENTS

Comment

INITIAL FLOW PERIOD WEAK TO FAIR BLOW - 5 INCHES
 IN BUCKET. FINAL FLOW PERIOD STEADY WEAK 3 1/2
 INCH BLOW.

DST REPORT (CONTINUED)

FLUID RECOVERY

Feet of Fluid	%	%	%	%	Comments
Oil	Gas	Water	Mud		
150.0	0.0	0.0	5.0	95.0	THIN SL WTRY MUD W/SCUM OF OIL ON TOP OF TOOL CHLORIDES 2400 PPM
0.0	0.0	0.0	0.0	0.0	
0.0	0.0	0.0	0.0	0.0	

RATE INFORMATION

OIL VOLUME:	0.0000	STB	TOTAL FLOW TIME:	90.0000	min.
GAS VOLUME:	0.0000	SCF	AVERAGE OIL RATE:	0.0000	STB/D
MUD VOLUME:	0.7007	STB	AVERAGE WATER RATE:	11.8020	STB/D
WATER VOLUME:	0.0369	STB			
TOTAL FLUID :	0.7376	STB			

FIELD TIME & PRESSURE INFORMATION

INITIAL HYDROSTATIC PRESSURE: 1282.00

Description	Duration	p1	p End
INITIAL FLOW	30.00	62.00	62.00
INITIAL SHUT-IN	30.00		648.00
FINAL FLOW	60.00	100.00	100.00
FINAL SHUT-IN	60.00		549.00

FINAL HYDROSTATIC PRESSURE: 1262.00

OFFICE TIME & PRESSURE INFORMATION

INITIAL HYDROSTATIC PRESSURE: 1279.00

Description	Duration	p1	p End
INITIAL FLOW	30.00	116.71	76.53
INITIAL SHUT-IN	30.00		653.22
FINAL FLOW	60.00	127.80	111.45
FINAL SHUT-IN	60.00		556.29

FINAL HYDROSTATIC PRESSURE: 1263.00

Company: RANGE OIL COMPANY INC
Well: MOFFETT C #1
Field: TKT 21914 DST 1

[Tuesday: Oct. 8, 1996]
Page 1

REC #	DAY	REAL TIME	DT (HRS)	BHP (PSIA)

START FLOW 1				
1	0	12:10: 5	0.0000	116.71
9	0	12:11: 2	0.0159	108.34
18	0	12:12: 6	0.0337	91.65
27	0	12:13:11	0.0516	84.95
36	0	12:14:15	0.0695	80.75
45	0	12:15:20	0.0874	79.04
54	0	12:16:25	0.1054	78.17
63	0	12:17:29	0.1234	76.46
72	0	12:18:34	0.1414	75.59
81	0	12:19:39	0.1593	74.72
90	0	12:20:44	0.1773	73.84
99	0	12:21:48	0.1953	72.97
108	0	12:22:53	0.2133	72.93
117	0	12:23:58	0.2312	72.89
126	0	12:25: 2	0.2492	72.85
135	0	12:26: 7	0.2672	72.81
144	0	12:27:12	0.2852	72.77
153	0	12:28:17	0.3032	72.73
162	0	12:29:21	0.3212	73.52
171	0	12:30:26	0.3392	73.48
180	0	12:31:31	0.3572	74.28
189	0	12:32:36	0.3751	75.07
198	0	12:33:41	0.3931	75.03
207	0	12:34:45	0.4111	74.99
216	0	12:35:50	0.4291	76.61
225	0	12:36:55	0.4471	76.57
234	0	12:38: 0	0.4651	76.53
END FLOW 1				
START SHUTIN 1				
239	0	12:38:37	0.4754	100.66
242	0	12:39: 1	0.4821	158.93
250	0	12:40: 3	0.4992	245.48
259	0	12:41: 9	0.5178	287.08
268	0	12:42:16	0.5363	330.33
277	0	12:43:22	0.5546	356.94
286	0	12:44:28	0.5730	382.71
295	0	12:45:34	0.5912	404.32
304	0	12:46:39	0.6095	425.09
313	0	12:47:45	0.6277	445.87
322	0	12:48:50	0.6459	461.65
331	0	12:49:56	0.6641	475.76
340	0	12:51: 1	0.6822	488.21
349	0	12:52: 7	0.7004	499.83
358	0	12:53:12	0.7185	513.11
367	0	12:54:17	0.7367	525.56
376	0	12:55:22	0.7548	534.68
385	0	12:56:28	0.7729	544.63
394	0	12:57:33	0.7910	552.08
403	0	12:58:38	0.8091	561.20
412	0	12:59:43	0.8271	569.49
421	0	13: 0:48	0.8452	577.77
430	0	13: 1:53	0.8634	587.72
439	0	13: 2:59	0.8815	598.51
448	0	13: 4: 4	0.8996	606.79

WESTERN TESTING CO., INC.

Company: RANGE OIL COMPANY INC
Well: MOFFETT C #1
Field: TKT 21914 DST 1

[Tuesday: Oct. 8, 1996]
Page 2

REC #	DAY	REAL TIME	DT (HRS)	BHP (PSIA)
457	0	13: 5: 9	0.9177	617.58
466	0	13: 6:14	0.9358	626.70
475	0	13: 7:19	0.9539	635.81
484	0	13: 8:24	0.9720	644.10
493	0	13: 9:30	0.9901	653.22
		END SHUTIN 1		
		START FLOW 2		
500	0	13: 9:56	0.9973	127.80
505	0	13:10:32	1.0073	126.95
514	0	13:11:36	1.0252	121.91
523	0	13:12:41	1.0432	118.54
532	0	13:13:45	1.0611	116.00
541	0	13:14:50	1.0791	113.46
550	0	13:15:55	1.0970	111.76
559	0	13:16:59	1.1150	110.88
568	0	13:18: 4	1.1330	110.01
577	0	13:19: 9	1.1510	109.97
586	0	13:20:13	1.1689	107.43
595	0	13:21:18	1.1869	107.39
604	0	13:22:23	1.2049	107.35
613	0	13:23:28	1.2229	107.31
622	0	13:24:32	1.2409	106.44
631	0	13:25:37	1.2588	106.40
640	0	13:26:42	1.2768	106.36
649	0	13:27:47	1.2948	106.32
658	0	13:28:51	1.3128	106.28
667	0	13:29:56	1.3308	106.24
676	0	13:31: 1	1.3488	106.20
685	0	13:32: 5	1.3667	106.16
694	0	13:33:10	1.3847	106.12
703	0	13:34:15	1.4027	106.08
712	0	13:35:20	1.4207	106.04
721	0	13:36:24	1.4387	106.00
730	0	13:37:29	1.4567	105.96
739	0	13:38:34	1.4746	105.09
748	0	13:39:39	1.4926	105.04
757	0	13:40:43	1.5106	105.00
766	0	13:41:48	1.5286	105.80
775	0	13:42:53	1.5466	105.76
784	0	13:43:58	1.5646	105.72
793	0	13:45: 2	1.5826	105.68
802	0	13:46: 7	1.6006	106.47
811	0	13:47:12	1.6185	106.43
820	0	13:48:17	1.6365	106.39
829	0	13:49:21	1.6545	106.35
838	0	13:50:26	1.6725	106.31
847	0	13:51:31	1.6905	106.27
856	0	13:52:36	1.7085	106.23
865	0	13:53:40	1.7265	106.19
874	0	13:54:45	1.7444	106.15
883	0	13:55:50	1.7624	106.11
892	0	13:56:55	1.7804	106.07
901	0	13:57:59	1.7984	106.03
910	0	13:59: 4	1.8164	105.99
919	0	14: 0: 9	1.8344	105.95

WESTERN TESTING CO., INC.

Company: RANGE OIL COMPANY INC
Well: MOFFETT C #1
Field: TKT 21914 DST 1

[Tuesday: Oct. 8, 1996]
Page 3

REC #	DAY	REAL TIME	DT (HRS)	BHP (PSIA)
928	0	14: 1:14	1.8538	105.91
937	0	14: 2:18	1.8718	105.87
946	0	14: 3:23	1.8898	106.66
955	0	14: 4:28	1.9078	106.62
964	0	14: 5:33	1.9257	106.58
973	0	14: 6:37	1.9437	106.54
982	0	14: 7:42	1.9617	108.16
991	0	14: 8:47	1.9798	111.45
		END FLOW 2		
		START SHUTIN 2		
993	0	14: 9: 2	1.9838	115.61
999	0	14: 9:48	1.9966	181.36
1008	0	14:10:55	2.0152	227.95
1017	0	14:12: 1	2.0337	264.54
1026	0	14:13: 7	2.0519	285.32
1035	0	14:14:13	2.0702	307.76
1044	0	14:15:18	2.0884	325.20
1053	0	14:16:24	2.1066	339.32
1062	0	14:17:29	2.1248	354.26
1071	0	14:18:34	2.1429	365.05
1080	0	14:19:40	2.1610	375.00
1089	0	14:20:45	2.1791	384.12
1098	0	14:21:50	2.1972	393.24
1107	0	14:22:55	2.2153	403.19
1116	0	14:24: 0	2.2334	412.31
1125	0	14:25: 5	2.2515	418.10
1134	0	14:26:10	2.2696	424.72
1143	0	14:27:15	2.2876	431.34
1152	0	14:28:20	2.3057	437.12
1161	0	14:29:25	2.3237	442.08
1170	0	14:30:30	2.3418	447.87
1179	0	14:31:35	2.3598	452.82
1188	0	14:32:40	2.3779	456.95
1197	0	14:33:45	2.3959	460.24
1206	0	14:34:50	2.4140	465.19
1215	0	14:35:55	2.4320	470.15
1224	0	14:37: 0	2.4501	474.27
1233	0	14:38: 5	2.4681	479.23
1242	0	14:39:10	2.4861	483.35
1251	0	14:40:15	2.5041	484.98
1260	0	14:41:20	2.5222	489.10
1269	0	14:42:25	2.5402	493.22
1278	0	14:43:30	2.5582	496.51
1287	0	14:44:35	2.5763	499.80
1296	0	14:45:39	2.5943	503.09
1305	0	14:46:44	2.6123	505.55
1314	0	14:47:49	2.6303	508.84
1323	0	14:48:54	2.6484	512.13
1332	0	14:49:59	2.6664	514.59
1341	0	14:51: 4	2.6844	517.05
1350	0	14:52: 9	2.7024	520.34
1359	0	14:53:14	2.7204	522.79
1368	0	14:54:18	2.7385	525.25
1377	0	14:55:23	2.7565	527.71
1386	0	14:56:28	2.7745	530.17


WESTERN TESTING CO., INC.

Company: RANGE OIL COMPANY INC
Well: MOFFETT C #1
Field: TKT 21914 DST 1


[Tuesday: Oct. 8, 1996]
Page 4

REC #	DAY	REAL TIME	DT (HRS)	BHP (PSIA)
1395	0	14:57:33	2.7925	531.79
1404	0	14:58:38	2.8105	535.08
1413	0	14:59:43	2.8285	535.88
1422	0	15: 0:48	2.8466	539.17
1431	0	15: 1:52	2.8646	540.79
1440	0	15: 2:57	2.8826	543.25
1449	0	15: 4: 2	2.9006	544.87
1458	0	15: 5: 7	2.9186	545.67
1467	0	15: 6:12	2.9366	548.96
1476	0	15: 7:17	2.9546	550.58
1485	0	15: 8:21	2.9726	553.04
1494	0	15: 9:26	2.9906	553.83
1503	0	15:10:31	3.0087	556.29

WESTERN TESTING CO., INC.



Inside Recorder



Outside Recorder

DST REPORT

GENERAL INFORMATION

DATE : 10/09/96	TICKET : 21915
CUSTOMER : RANGE OIL COMPANY INC	LEASE : MOFFETT C
WELL : #1 TEST: 2	GEOLOGIST: BLAIR
ELEVATION: 1432 GL	FORMATION: MISSISSIPPI
SECTION : 24	TOWNSHIP : 22S
RANGE : 3E COUNTY: MARION	STATE : KS
GAUGE SN#: 1562 RANGE : 3900	CLOCK : 12

WELL INFORMATION

PERFORATION INTERVAL FROM: 2512.00 ft	TO: 2523.00 ft	TVD: 2523.0 ft
DEPTH OF SELECTIVE ZONE:	TEST TYPE: OIL	
DEPTH OF RECORDERS: 2515.0 ft	2518.0 ft	
TEMPERATURE: 105.0		
DRILL COLLAR LENGTH: 150.0 ft	I.D.:	2.250 in
WEIGHT PIPE LENGTH : 0.0 ft	I.D.:	0.000 in
DRILL PIPE LENGTH : 2342.0 ft	I.D.:	3.800 in
TEST TOOL LENGTH : 20.0 ft	TOOL SIZE :	5.500 in
ANCHOR LENGTH : 11.0 ft	ANCHOR SIZE:	5.500 in
SURFACE CHOKE SIZE : 0.750 in	BOTTOM CHOKE SIZE:	0.750 in
MAIN HOLE SIZE : 7.875 in	TOOL JOINT SIZE :	4.5XH
PACKER DEPTH: 2507.0 ft	SIZE:	6.630 in
PACKER DEPTH: 2512.0 ft	SIZE:	6.630 in
PACKER DEPTH: 0.0 ft	SIZE:	0.000 in
PACKER DEPTH: 0.0 ft	SIZE:	0.000 in

MUD INFORMATION

DRILLING CON. : GLAVES	VISCOSITY : 40.00 cp
MUD TYPE : CHEMICAL	WATER LOSS: 8.800 cc
WEIGHT : 9.800 ppg	SERIAL NUMBER:
CHLORIDES : 1800 ppm	REVERSED OUT?: NO
JARS-MAKE :	
DID WELL FLOW?: NO	

COMMENTS

Comment

INITIAL FLOW PERIOD VERY WEAK BLOW DIED IN 5 MINUTES; FLUSHED TOOL; BLOW DIED IN 3 MINUTES. FINAL FLOW PERIOD NO BLOW.

DST REPORT (CONTINUED)

FLUID RECOVERY

Feet of Fluid	%	%	%	%	Comments
Oil	Gas	Water	Mud		
5.0	5.0	0.0	0.0	95.0	SLIGHTLY OIL CUT MUD
1.0	100.0	0.0	0.0	0.0	FREE OIL
0.0	0.0	0.0	0.0	0.0	32 GRAVITY COR. TO 70 DEG

RATE INFORMATION

OIL VOLUME:	0.0061 STB	TOTAL FLOW TIME:	45.0000 min.
GAS VOLUME:	0.0000 SCF	AVERAGE OIL RATE:	0.9442 STB/D
MUD VOLUME:	0.0234 STB	AVERAGE WATER RATE:	0.0000 STB/D
WATER VOLUME:	0.0000 STB		
TOTAL FLUID :	0.0295 STB		

FIELD TIME & PRESSURE INFORMATION

INITIAL HYDROSTATIC PRESSURE: 1302.00

Description	Duration	p1	p End
INITIAL FLOW	30.00	40.00	20.00
INITIAL SHUT-IN	30.00		440.00
FINAL FLOW	15.00	50.00	26.00
FINAL SHUT-IN	30.00		440.00

FINAL HYDROSTATIC PRESSURE: 1282.00

OFFICE TIME & PRESSURE INFORMATION

INITIAL HYDROSTATIC PRESSURE: 1290.00

Description	Duration	p1	p End
INITIAL FLOW	30.00	51.84	26.41
INITIAL SHUT-IN	30.00		440.62
FINAL FLOW	15.00	62.61	41.74
FINAL SHUT-IN	30.00		442.67

FINAL HYDROSTATIC PRESSURE: 1282.00

Company: RANGE OIL COMPANY INC
Well: MOFFETT C #1
Field: TKT 21915 DST 2

[Wednesday: Oct. 9, 1996]
Page 1

REC #	DAY	REAL TIME	DT (HRS)	BHP (PSIA)
START FLOW 1				
1	0	0:25: 4	0.0000	51.84
5	0	0:25:33	0.0080	49.35
10	0	0:26: 9	0.0181	46.88
15	0	0:26:46	0.0281	43.57
20	0	0:27:22	0.0381	41.93
25	0	0:27:58	0.0481	41.12
30	0	0:28:34	0.0581	40.32
35	0	0:29:10	0.0681	37.84
40	0	0:29:46	0.0781	37.03
45	0	0:30:22	0.0881	36.22
50	0	0:30:58	0.0982	33.75
55	0	0:31:34	0.1082	33.77
60	0	0:32:10	0.1182	33.80
65	0	0:32:46	0.1282	33.82
70	0	0:33:22	0.1381	33.85
75	0	0:33:58	0.1481	33.87
80	0	0:34:34	0.1581	33.90
85	0	0:35:10	0.1681	35.58
FLUSHED TOOL				
87	0	0:35:23	0.1720	44.75
90	0	0:35:44	0.1776	73.91
95	0	0:36:18	0.1871	103.91
108	0	0:36:53	0.1968	1274.97
113	0	0:37:29	0.2069	1267.65
114	0	0:38:38	0.2260	40.72
119	0	0:39:14	0.2360	39.08
124	0	0:39:50	0.2460	37.44
129	0	0:40:26	0.2560	35.80
134	0	0:41: 2	0.2660	34.99
139	0	0:41:38	0.2760	33.35
144	0	0:42:14	0.2860	32.54
149	0	0:42:50	0.2960	31.73
154	0	0:43:26	0.3060	30.92
159	0	0:44: 2	0.3160	30.95
164	0	0:44:38	0.3260	30.14
169	0	0:45:14	0.3360	29.33
174	0	0:45:50	0.3461	28.52
179	0	0:46:26	0.3561	27.71
184	0	0:47: 2	0.3661	26.90
189	0	0:47:38	0.3761	26.09
194	0	0:48:14	0.3861	26.12
199	0	0:48:50	0.3960	26.14
204	0	0:49:26	0.4060	26.17
209	0	0:50: 2	0.4160	26.19
214	0	0:50:38	0.4260	26.21
219	0	0:51:14	0.4360	26.24
224	0	0:51:50	0.4460	26.26
229	0	0:52:26	0.4560	26.29
234	0	0:53: 2	0.4660	26.31
239	0	0:53:38	0.4760	26.33
244	0	0:54:14	0.4860	26.36
249	0	0:54:50	0.4960	26.38
254	0	0:55:26	0.5059	26.41
END FLOW 1				
START SHUTIN 1				
259	0	0:56: 2	0.5159	26.43

Company: RANGE OIL COMPANY INC
Well: MOFFETT C #1
Field: TKT 21915 DST 2

[Wednesday: Oct. 9, 1996]
Page 2

REC #	DAY	REAL TIME	DT (HRS)	BHP (PSIA)
264	0	0:56:38	0.5259	26.46
269	0	0:57:14	0.5359	26.48
274	0	0:57:50	0.5459	26.50
279	0	0:58:26	0.5559	26.53
284	0	0:59: 1	0.5659	29.05
289	0	0:59:37	0.5758	31.57
294	0	1: 0:13	0.5857	35.76
299	0	1: 0:49	0.5957	42.44
304	0	1: 1:23	0.6051	77.44
309	0	1: 1:57	0.6147	109.93
314	0	1: 2:31	0.6241	155.75
319	0	1: 3: 6	0.6337	177.43
324	0	1: 3:40	0.6431	223.24
329	0	1: 4:14	0.6526	257.41
334	0	1: 4:49	0.6623	279.91
339	0	1: 5:24	0.6721	296.59
344	0	1: 5:59	0.6819	309.10
349	0	1: 6:34	0.6917	324.94
354	0	1: 7:10	0.7015	332.46
359	0	1: 7:45	0.7114	340.81
364	0	1: 8:21	0.7213	349.16
369	0	1: 8:57	0.7312	355.02
374	0	1: 9:32	0.7411	360.87
379	0	1:10: 8	0.7510	365.89
384	0	1:10:44	0.7610	370.91
389	0	1:11:19	0.7709	376.76
394	0	1:11:55	0.7808	381.78
399	0	1:12:31	0.7907	386.80
404	0	1:13: 7	0.8006	391.82
409	0	1:13:42	0.8106	395.17
414	0	1:14:18	0.8205	398.53
419	0	1:14:54	0.8305	401.88
424	0	1:15:30	0.8404	404.40
429	0	1:16: 6	0.8504	407.76
434	0	1:16:42	0.8603	411.11
439	0	1:17:17	0.8703	413.64
444	0	1:17:53	0.8802	416.16
449	0	1:18:29	0.8902	419.51
454	0	1:19: 5	0.9001	422.03
459	0	1:19:41	0.9101	423.72
464	0	1:20:17	0.9201	425.41
469	0	1:20:52	0.9300	427.94
474	0	1:21:28	0.9400	429.62
479	0	1:22: 4	0.9500	431.31
484	0	1:22:40	0.9599	433.00
489	0	1:23:16	0.9699	434.69
494	0	1:23:52	0.9799	436.38
499	0	1:24:28	0.9898	438.07
504	0	1:25: 4	0.9998	438.93
509	0	1:25:40	1.0098	440.62
		END SHUTIN 1		
		START FLOW 2		
511	0	1:26:13	1.0190	62.61
516	0	1:26:49	1.0290	60.97
521	0	1:27:25	1.0391	58.50

WESTERN TESTING CO., INC.

Company: RANGE OIL COMPANY INC
Well: MOFFETT C #1
Field: TKT 21915 DST 2

[Wednesday: Oct. 9, 1996]
Page 3

REC #	DAY	REAL TIME	DT (HRS)	BHP (PSIA)
526	0	1:28: 1	1.0491	56.03
531	0	1:28:37	1.0591	54.38
536	0	1:29:13	1.0691	51.91
541	0	1:29:49	1.0791	50.27
546	0	1:30:25	1.0892	47.80
551	0	1:31: 1	1.0992	46.15
556	0	1:31:38	1.1092	44.51
561	0	1:32:14	1.1192	43.71
566	0	1:32:50	1.1292	42.90
571	0	1:33:26	1.1392	41.26
576	0	1:34: 2	1.1492	40.45
581	0	1:34:38	1.1592	38.81
586	0	1:35:14	1.1692	38.00
591	0	1:35:50	1.1792	38.02
596	0	1:36:26	1.1892	38.05
601	0	1:37: 2	1.1992	38.07
606	0	1:37:38	1.2092	37.26
611	0	1:38:14	1.2192	36.45
616	0	1:38:50	1.2292	36.48
621	0	1:39:26	1.2392	35.67
626	0	1:40: 2	1.2492	35.69
631	0	1:40:38	1.2592	35.72
636	0	1:41:13	1.2692	35.74
641	0	1:41:49	1.2792	34.93
646	0	1:42:25	1.2892	34.96
651	0	1:43: 1	1.2992	34.98
656	0	1:43:37	1.3092	35.00
661	0	1:44:13	1.3191	35.86
666	0	1:44:49	1.3291	38.38
671	0	1:45:25	1.3391	41.74
		END FLOW 2		
		START SHUTIN 2		
672	0	1:45:31	1.3408	55.90
676	0	1:45:59	1.3484	85.89
681	0	1:46:33	1.3580	112.56
686	0	1:47: 7	1.3674	160.04
691	0	1:47:41	1.3769	194.20
696	0	1:48:16	1.3866	215.88
701	0	1:48:50	1.3960	256.70
706	0	1:49:25	1.4057	277.54
711	0	1:50: 0	1.4155	289.22
716	0	1:50:36	1.4254	302.57
721	0	1:51:11	1.4352	314.25
726	0	1:51:46	1.4450	330.09
731	0	1:52:22	1.4548	337.61
736	0	1:52:58	1.4648	343.46
741	0	1:53:33	1.4747	350.15
746	0	1:54: 9	1.4845	358.50
751	0	1:54:44	1.4944	363.52
756	0	1:55:20	1.5044	367.70
761	0	1:55:56	1.5143	372.72
766	0	1:56:32	1.5242	376.91
771	0	1:57: 7	1.5342	381.10
776	0	1:57:43	1.5441	386.12
781	0	1:58:19	1.5540	389.47

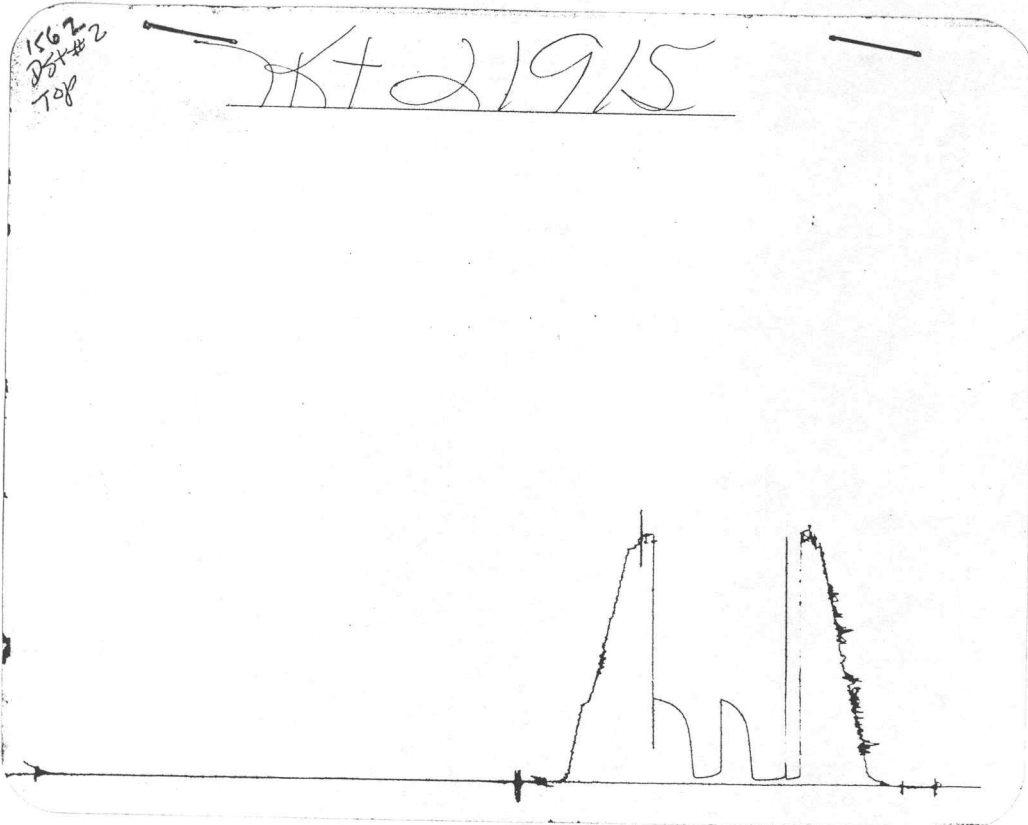
WESTERN TESTING CO., INC.

Company: RANGE OIL COMPANY INC
Well: MOFFETT C #1
Field: TKT 21915 DST 2


[Wednesday: Oct. 9, 1996]
Page 4

REC #	DAY	REAL TIME	DT (HRS)	BHP (PSIA)
786	0	1:58:55	1.5640	391.99
791	0	1:59:31	1.5740	395.35
796	0	2: 0: 6	1.5839	399.54
801	0	2: 0:42	1.5938	402.06
806	0	2: 1:18	1.6038	405.41
811	0	2: 1:54	1.6137	407.10
816	0	2: 2:30	1.6237	409.62
821	0	2: 3: 6	1.6337	411.31
826	0	2: 3:41	1.6436	413.83
831	0	2: 4:17	1.6536	415.52
836	0	2: 4:53	1.6636	417.21
841	0	2: 5:29	1.6736	418.07
846	0	2: 6: 5	1.6835	418.93
851	0	2: 6:41	1.6935	420.62
856	0	2: 7:17	1.7035	422.31
861	0	2: 7:53	1.7134	423.16
866	0	2: 8:29	1.7234	424.85
871	0	2: 9: 5	1.7334	425.71
876	0	2: 9:40	1.7434	428.23
881	0	2:10:16	1.7533	429.92
886	0	2:10:52	1.7633	430.78
891	0	2:11:28	1.7733	431.63
896	0	2:12: 4	1.7832	433.32
901	0	2:12:40	1.7932	434.18
906	0	2:13:16	1.8032	435.87
911	0	2:13:52	1.8132	436.72
916	0	2:14:28	1.8232	437.58
921	0	2:15: 4	1.8331	439.27
926	0	2:15:40	1.8431	440.96
931	0	2:16:15	1.8531	441.82
936	0	2:16:51	1.8630	442.67

WESTERN TESTING CO., INC.



Inside Recorder



Outside Recorder