

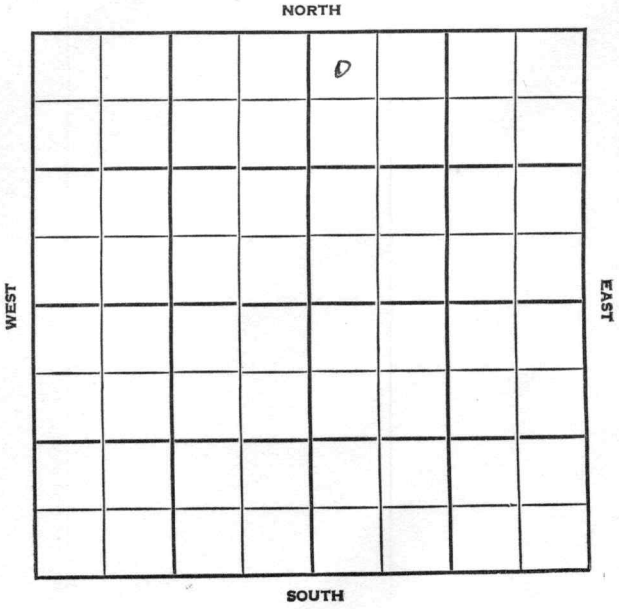
DX 78-1 Graham

KANSAS

Section 9 Township 10 Range 21W

Well No. #1 Ruby Martin

Company Skelly Oil



Graham KANSAS

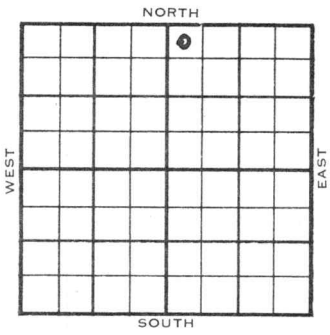
SEC.	TWP.	R.
9	10	21W

WELL NO. 1 Ruby Martin FARM

COMPANY Skelly Oil

CONTRACTOR Cooper Pool

330 Ft. from N. Line  
 Ft. from S. Line  
 Ft. from E. Line  
 330 Ft. from W. Line



NW NW NE

1954	ELEVATION 2285'	REPORT
------	--------------------	--------

11/3 Location

12/22 Spud 11-14-54  
 Oil Well  
 TD 3884'  
 8" @ 317'  
 Heeb 3501', Tor 3527' Lans3541'  
 DST 3611'-32' opn 1 hr, rec 320' hm & gco, 180' s.w. 910#  
 DST 3666'-3712' opn 1 hr, rec 5' hocm  
 15' Mud, 480# Cong 3818'  
 Ero Simp 3856' Arb. 3868'  
 TD 3869'  
 5" @ 3869'  
 DD 3882' DD 3884' FU 2000' wtr. 1 hr. SP 3850 126/3824-38 sd-oil-frac. B/ 10 goph  
 PB 3820'  
 36/ 3811-15 sd-oil-frac. 54/ 3738'-44 500 A S/ 2 goph '8 hr.  
 PB 3645'  
 63/3621-28 1000 A P/ 18 bo 3 bw. 1 hr.  
 Comp 231 bopd. 29% Wtr.

COMPLETED

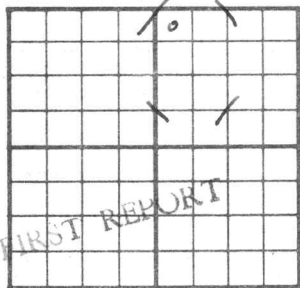
County **Graham** State **Kansas**

Sec. **9** (Blk.) **10** (Sur.) **21W** Map No.

Operator **Skelly Oil**

Well No. **1** Farm **Ruby Martin**

Elev. Location **NW NW NE**



**330** Ft. From **N** Line **NE**

**330** Ft. From **W** Line Quarter

1st. Report **NOV 3 1954**

Completion

Remarks

Spudding Date

Drlg. Data **Cooper Pool**

**Location**

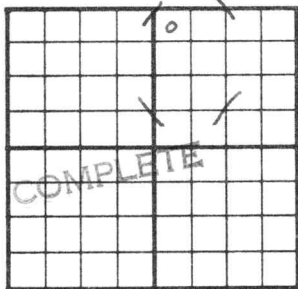
County Graham State Kansas

Sec. 9 (Blk. 10) (Sur. Rge.) 21W Map No.

Operator Skelly Oil

Well No. 1 Farm Ruby Martin

Elev. 2285 Location NW NW NE



330 Ft. From N Line NE

330 Ft. From W Line Quarter

Ist. Report

Completion DEC 22 1954

Remarks Cooper Pool

Spudding Date 11-14-54

Drlg. Data Oil well TD 3884

8" @ 317 Heeb. 3501 Tor. 3527

Lans. 3541 DST 3611-32 open 1 hr.

Rec. 320' hm & gco 180' sw 910#

DST 3666-3712 open 1 hr. Rec. 5' hocm

15' mud 480# Cong. 3818 EroSimp.3856

Arb. 3868 TD 3869 5" @ 3869

DD 3882 DD 3884 FU 2000' wtr. 1 hr.

SP 3850 126/ 3824-38 sd-oil-frac

B/ 10 goph PB 3820 36/ 3811-15

sd-oil-frac S/ 7 go 2 gwph 8 hr.

PB 3755 54/ 3738-44 500 A S/ 2 goph

8 hr. PB 3645 63/ 3621-28 1000 A

P/ 18 bo 3 bw 1 hr.

Comp. 231 bopd 29% wtr.

FABEN GILSTRAP