

FLUID SAMPLE DATA				Date	Ticket Number
Sampler Pressure _____ P.S.I.G. at Surface				8-4-77	169580
Recovery: Cu. Ft. Gas _____				Kind of Job	Halliburton District
cc. Oil _____				OPEN HOLE	HAYS
cc. Water _____				Tester	MR. NUTTING
cc. Mud _____				Witness	MR. GREEN
Tot. Liquid cc. _____				Drilling Contractor	JOHN O. FARMER DRILLING COMPANY BC S
Gravity _____ ° API @ _____ ° F.				EQUIPMENT & HOLE DATA	
Gas/Oil Ratio _____ cu. ft./bbl.				Formation Tested	Lower Kansas City
RESISTIVITY _____ CHLORIDE CONTENT _____				Elevation	2326' Ft.
Recovery Water _____ @ _____ ° F. _____ ppm				Net Productive Interval	4' Ft.
Recovery Mud _____ @ _____ ° F. _____ ppm				All Depths Measured From	Kelly Bushing
Recovery Mud Filtrate _____ @ _____ ° F. _____ ppm				Total Depth	3790' Ft.
Mud Pit Sample _____ @ _____ ° F. _____ ppm				Main Hole/Casing Size	7 7/8"
Mud Pit Sample Filtrate _____ @ _____ ° F. _____ ppm				Drill Collar Length	1250' WP I.D. 2.764"
Mud Weight 10.2 vis 43 sec				Drill Pipe Length	2452' I.D. 3.826"
				Packer Depth(s)	3724' - 3730' Ft.
				Depth Tester Valve	3702' Ft.
TYPE		AMOUNT		Surface Choke	Bottom Choke
Cushion				.25"	.75"
Recovered	1250	Feet of Muddy salt water			
Recovered		Feet of			
Recovered		Feet of			
Recovered		Feet of			
Recovered		Feet of			
Remarks SEE PRODUCTION TEST DATA SHEET.					
TEMPERATURE		Gauge No. 514	Gauge No. 376	Gauge No.	TIME
Depth: 3708' Ft.		Depth: 3786' Ft.	Depth:		
12 Hour Clock		12 Hour Clock	Hour Clock	Tool	A.M.
Blanked Off No		Blanked Off Yes	Blanked Off	Opened 0520	P.M.
3785' Actual 113 ° F.		Pressures		Opened	A.M.
		Pressures		Bypass 0820	P.M.
		Field	Office	Field	Office
Initial Hydrostatic			1953	2071	2006
First Period	Flow Initial		13	55	73
	Flow Final		304	329	334
Closed in			1324	1370	1366
Second Period	Flow Initial		314	365	357
	Flow Final		567	602	597
Closed in			1323	1370	1364
Third Period	Flow Initial				
	Flow Final				
Closed in					
Final Hydrostatic			1921	2033	1971


Legal Location Sec. - 1 WP - Ring. 8 - 11S - 24W NW - SW - NW
 Lease Name
 Well No.
 Test No.
 Tested Interval
 County
 State
 TREGO
 KANSAS
 PETROLEUM, INCORPORATED
 Lease Owner/Company Name

Gauge No. 514		Depth 3708'		Clock No. 10858		12 hour		Ticket No. 169580	
First Flow Period		First Closed In Pressure		Second Flow Period		Second Closed In Pressure		Third Flow Period	
Time Defl. .000"	PSIG Temp. Corr.	Time Defl. .000"	$\text{Log} \frac{t + \theta}{\theta}$	Time Defl. .000"	PSIG Temp. Corr.	Time Defl. .000"	$\text{Log} \frac{t + \theta}{\theta}$	Time Defl. .000"	PSIG Temp. Corr.
0	.0000	13	304	.0000	314	.0000	567		
1	.0330	61	1299	.0401	361**	.0067	1302		
2	.0660	112	1308	.0735	405	.0134	1309		
3	.0990	163	1312	.1068	447	.0200	1312		
4	.1320	211	1313	.1402	489	.0267	1313		
5	.1650	258	1315	.1736	527	.0334	1315		
6	.1980	304	1316	.2070	567	.0401	1316		
7			1318			.0468	1317		
8			1318			.0535	1317		
9			1319			.0601	1318		
10			1319			.0668	1318		
11			1322			.1604	1321		
12			1323			.2539	1322		
13			1324			.3475	1323		
14			1324			.4410	1323		
15			1324						

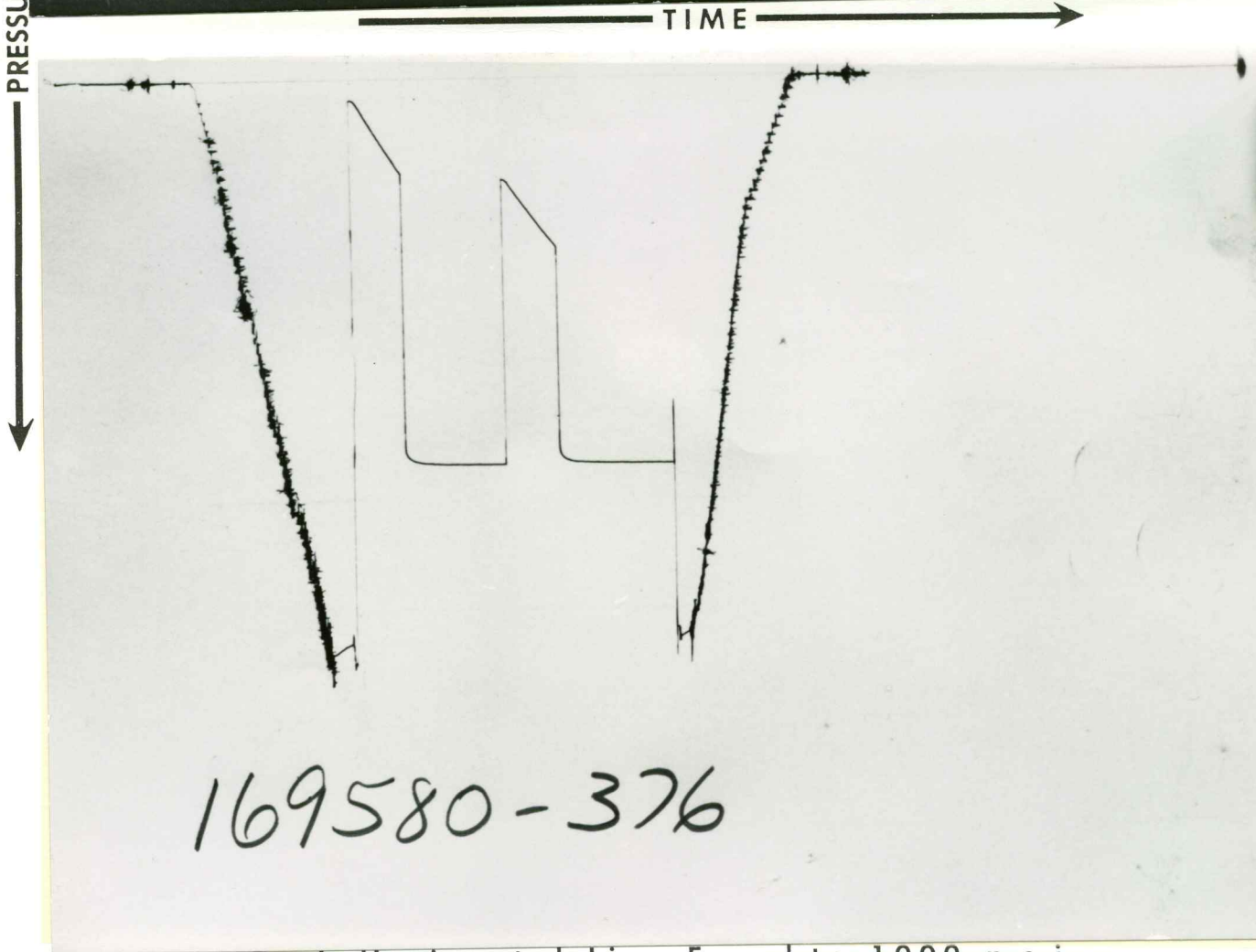
Gauge No. 376		Depth 3786'		Clock No. 2414 X		12 hour	
Time Defl. .000"	PSIG Temp. Corr.	Time Defl. .000"	PSIG Temp. Corr.	Time Defl. .000"	PSIG Temp. Corr.	Time Defl. .000"	PSIG Temp. Corr.
0	.0000	73	334	.0000	357	.0000	597
1	.0333	92	1324	.0408	393**	.0068	1327
2	.0667	143	1337	.0749	436	.0137	1340
3	.1000	193	1344	.1089	477	.0205	1345
4	.1333	242	1347	.1429	520	.0273	1349
5	.1667	287	1352	.1770	557	.0342	1352
6	.2000	334	1354	.2110	597	.0410	1353
7			1356			.0478	1355
8			1357			.0547	1358
9			1358			.0615	1359
10			1360			.0683	1359
11			1364			.1640	1363
12			1366			.2597	1364
13			1366			.3553	1364
14			1366			.4510	1364
15			1366				
Reading Interval	5					***	Minutes

REMARKS: *First 10 intervals = 1 minute each; next 4 intervals = 10 minutes each; last interval = 9 minutes.
 Interval = 6 minutes *First 10 intervals = 1 minute each; last 4 intervals = 14 minutes each.

	O. D.	I. D.	LENGTH	DEPTH
Drill Pipe or Tubing				
Reversing Sub				
Water Cushion Valve				
Drill Pipe	4 1/2"	3.826"	2452'	
Drill Collars	4 1/2" WP	2.764"	1250'	
Handling Sub & Choke Assembly				
Dual CIP Valve	5"	.87"	5'	3697'
Dual CIP Sampler				
Hydro-Spring Tester	5"	.75"	5'	3702'
Multiple CIP Sampler				
Extension Joint				
AP Running Case	5"	3.06"	4'	3708'
Hydraulic Jar	5"	1.75"	5'	
VR Safety Joint	5"	1"	3'	
Pressure Equalizing Crossover				
Packer Assembly	6.75"	1.53"	6'	3724'
Distributor				
Packer Assembly	6.75"	1.53"	4'	3730'
Flush Joint Anchor				
Pressure Equalizing Tube				
Blanked-Off B.T. Running Case				
Drill Collars				
Anchor Pipe Safety Joint				
Packer Assembly				
Distributor				
Packer Assembly				
Anchor Pipe Safety Joint				
Side Wall Anchor				
Drill Collars				
Flush Joint Anchor	5"	3.86"	53'	
HT-500	5"	3.86"	1'	3785'
Blanked-Off B.T. Running Case	5"	2.44"	4'	3786'
Total Depth				3790'




169580-514



169580-376

Each Horizontal Line Equal to 1000 p.s.i.

TEMPERATURE
RECORDER
CHART



10° each circle

FLUID SAMPLE DATA				Date 8-4-77		Ticket Number 169581	
Sampler Pressure _____ P.S.I.G. at Surface				Kind of Job OPEN HOLE		Halliburton District HAYS	
Recovery: Cu. Ft. Gas _____				Tester H. L. NUTTING		Witness J. GREEN	
cc. Oil _____				Drilling Contractor JOHN O. FARMER DR			
cc. Water _____				EQUIPMENT & HOLE DATA			
cc. Mud _____				Formation Tested Lower Kansas City			
Tot. Liquid cc. _____				Elevation 2326' Ft.			
Gravity _____ ° API @ _____ °F.		Gas/Oil Ratio _____ cu. ft./bbl.		Net Productive Interval 2' Ft.			
RESISTIVITY _____		CHLORIDE CONTENT _____		All Depths Measured From Kelly Busing			
Recovery Water _____ @ _____ °F. _____ ppm		Recovery Mud _____ @ _____ °F. _____ ppm		Total Depth 3820' Ft.			
Recovery Mud Filtrate _____ @ _____ °F. _____ ppm		Mud Pit Sample _____ @ _____ °F. _____ ppm		Main Hole/Casing Size 7 7/8"			
Mud Pit Sample Filtrate _____ @ _____ °F. _____ ppm		Mud Weight 9.6 vis 42 sec		Drill Collar Length 1250' WP I.D. 2.764"			
				Drill Pipe Length 2502' I.D. 3.826"			
				Packer Depth(s) 3774-3780' Ft.			
				Depth Tester Valve 3752' Ft.			
Cushion		TYPE AMOUNT		Depth Back Pres. Valve		Surface Choke .25"	
						Bottom Choke .75"	
Recovered		1675 Feet of		muddy salt water			
Recovered		Feet of					
Recovered		Feet of					
Recovered		Feet of					
Recovered		Feet of					
Remarks SEE PRODUCTION TEST DATA SHEET							
TEMPERATURE		Gauge No. 514		Gauge No. 376		Gauge No.	
		Depth: 3758 Ft.		Depth: 3816 Ft.		Depth: _____ Ft.	
		12 Hour Clock		12 Hour Clock		Hour Clock	
Est. _____ °F.		Blanked Off NO		Blanked Off Yes		Blanked Off	
3815'						Tool _____ A.M.	
Actual 114 °F.		Pressures		Pressures		Opened 0130 P.M.	
		Field Office		Field Office		Bypass 0430 P.M.	
		2002 2052 2040				Reported _____ Computed _____	
Initial Hydrostatic						Minutes Minutes	
First Period Flow Initial		27 91 89					
Final		602 602 617				30 28	
Closed in		1251 1278 1279				60 60	
Second Period Flow Initial		607 639 643					
Final		866 876 880				30 31	
Closed in		1248 1278 1277				60 61	
Third Period Flow Initial							
Final							
Closed in							
Final Hydrostatic		1943 1996 1982					

Legal Location Sec. - Twp. - Rng. **8-11S-24W N.W.-SW-N.W.**
 Lease Name **UNIT 111**
 Well No. **D-1**
 Test No. **7**
 Tested Interval **3/00 - 3000**
 County **TREGO**
 State **KANSAS**
 Lease Owner/Company Name **PELIKULEUM INCORPORATED**

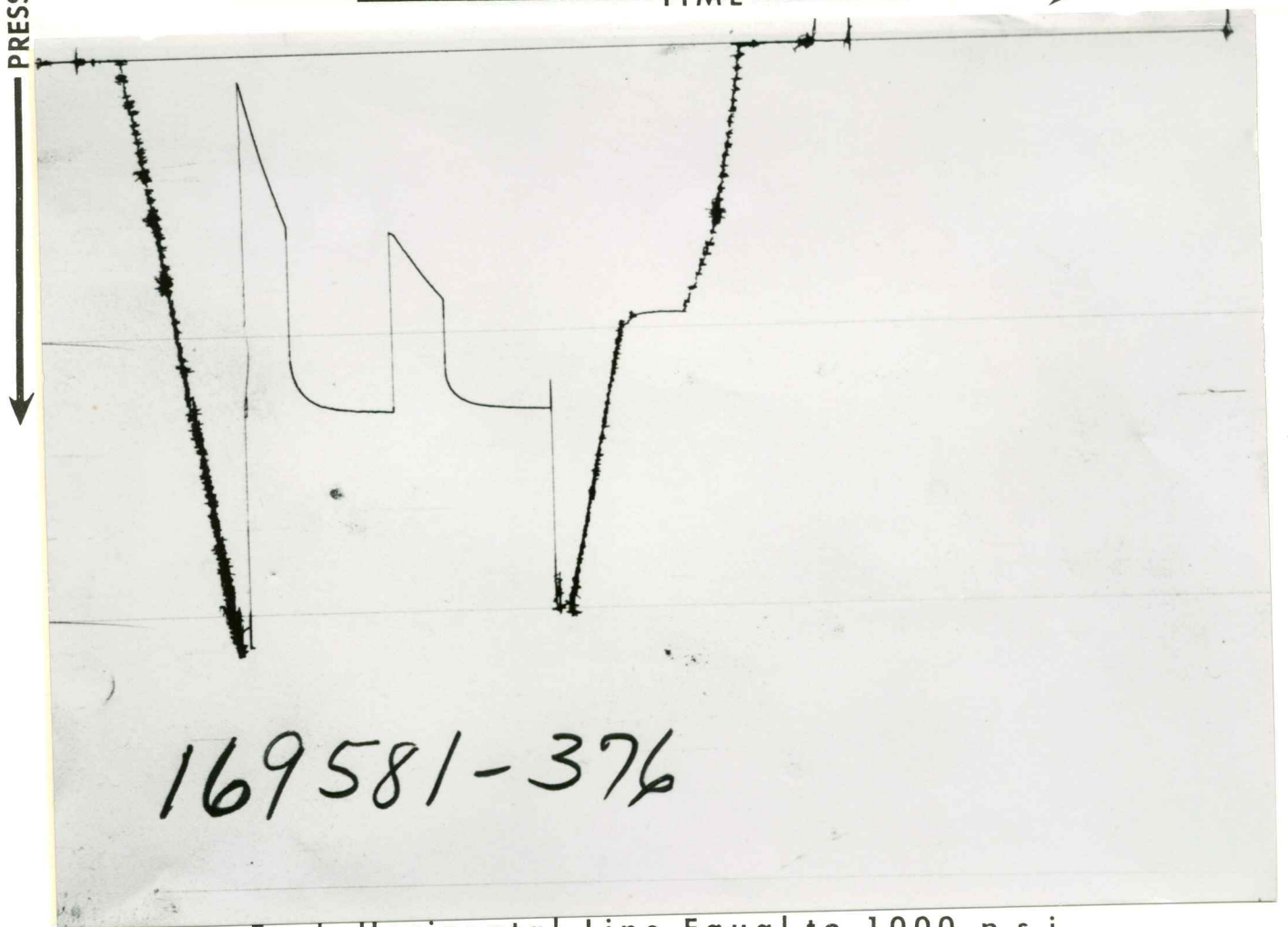
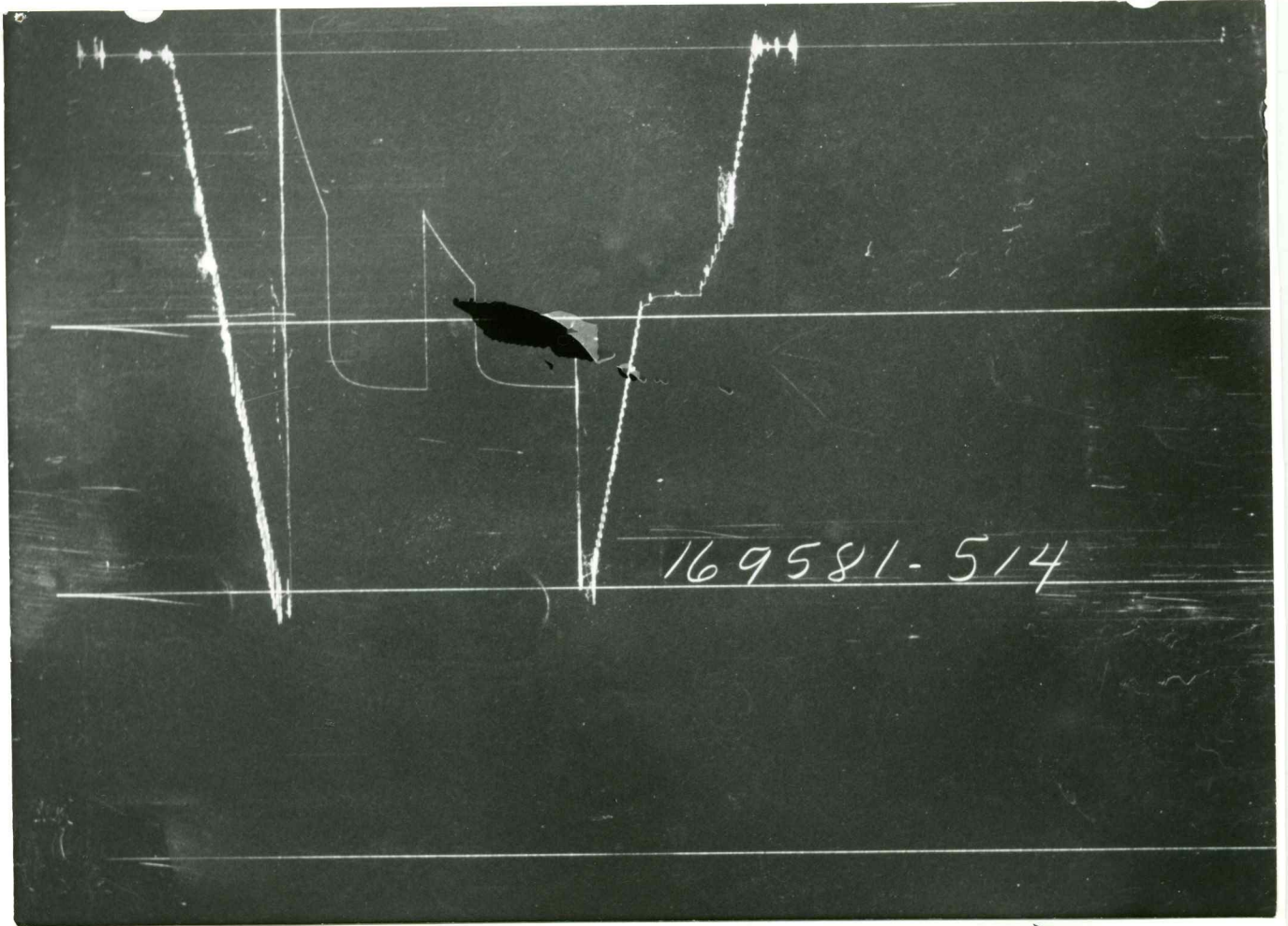
5

Gauge No.		514		Depth		3758'		Clock No.		10858		12 hour		Ticket No.		169581	
First Flow Period		First Closed In Pressure		Second Flow Period		Second Closed In Pressure		Third Flow Period		Third Closed In Pressure		Third Flow Period		Third Closed In Pressure		Third Flow Period	
Time Defl. .000"	PSIG Temp. Corr.	Time Defl. .000"	$\text{Log } \frac{t + \theta}{\theta}$	Time Defl. .000"	PSIG Temp. Corr.	Time Defl. .000"	$\text{Log } \frac{t + \theta}{\theta}$	Time Defl. .000"	PSIG Temp. Corr.	Time Defl. .000"	$\text{Log } \frac{t + \theta}{\theta}$	Time Defl. .000"	PSIG Temp. Corr.	Time Defl. .000"	$\text{Log } \frac{t + \theta}{\theta}$	Time Defl. .000"	PSIG Temp. Corr.
0	.000	27		.000	602	.000	607	.000	866	.000	866	.000	866	.000		.000	
1	.0266	121		.0265	1165	.0391	665*	.0334	1200**	.0334	1200**	.0334	1200**	.0334		.0334	
2	.0531	220		.0529	1198	.0717	711	.0602	1217	.0602	1217	.0602	1217	.0602		.0602	
3	.0797	307		.0794	1215	.1043	753	.0869	1224	.0869	1224	.0869	1224	.0869		.0869	
4	.1063	390		.1059	1225	.1368	793	.1137	1232	.1137	1232	.1137	1232	.1137		.1137	
5	.1329	463		.1323	1232	.1694	831	.1404	1235	.1404	1235	.1404	1235	.1404		.1404	
6	.1594	536		.1588	1237	.2020	866	.1672	1239	.1672	1239	.1672	1239	.1672		.1672	
7	.1860	602		.1853	1240			.1939	1241	.1939	1241	.1939	1241	.1939		.1939	
8				.2118	1243			.2207	1242	.2207	1242	.2207	1242	.2207		.2207	
9				.2382	1244			.2474	1244	.2474	1244	.2474	1244	.2474		.2474	
10				.2647	1245			.2742	1244	.2742	1244	.2742	1244	.2742		.2742	
11				.2912	1247			.3009	1245	.3009	1245	.3009	1245	.3009		.3009	
12				.3176	1248			.3277	1246	.3277	1246	.3277	1246	.3277		.3277	
13				.3441	1249			.3544	1247	.3544	1247	.3544	1247	.3544		.3544	
14				.3706	1250			.3812	1248	.3812	1248	.3812	1248	.3812		.3812	
15				.3970	1251			.4080	1248	.4080	1248	.4080	1248	.4080		.4080	

Gauge No.		376		Depth		3816'		Clock No.		2414		hour		12			
Time Defl. .000"	PSIG Temp. Corr.	Time Defl. .000"	$\text{Log } \frac{t + \theta}{\theta}$	Time Defl. .000"	PSIG Temp. Corr.	Time Defl. .000"	$\text{Log } \frac{t + \theta}{\theta}$	Time Defl. .000"	PSIG Temp. Corr.	Time Defl. .000"	$\text{Log } \frac{t + \theta}{\theta}$	Time Defl. .000"	PSIG Temp. Corr.	Time Defl. .000"	$\text{Log } \frac{t + \theta}{\theta}$		
0	.000	89		.000	617	.000	643	.000	880	.000	880	.000	880	.000		.000	
1	.0266	176		.0272	1177	.0403	680*	.0339	1215**	.0339	1215**	.0339	1215**	.0339		.0339	
2	.0531	267		.0544	1212	.0738	724	.0611	1236	.0611	1236	.0611	1236	.0611		.0611	
3	.0797	351		.0816	1233	.1074	766	.0882	1248	.0882	1248	.0882	1248	.0882		.0882	
4	.1063	429		.1088	1247	.1409	806	.1154	1256	.1154	1256	.1154	1256	.1154		.1154	
5	.1329	497		.1360	1255	.1745	844	.1425	1262	.1425	1262	.1425	1262	.1425		.1425	
6	.1594	566		.1632	1261	.2080	880	.1697	1265	.1697	1265	.1697	1265	.1697		.1697	
7	.1860	617		.1904	1266			.1968	1268	.1968	1268	.1968	1268	.1968		.1968	
8				.2176	1269			.2240	1268	.2240	1268	.2240	1268	.2240		.2240	
9				.2448	1272			.2511	1271	.2511	1271	.2511	1271	.2511		.2511	
10				.2720	1274			.2783	1273	.2783	1273	.2783	1273	.2783		.2783	
11				.2992	1275			.3054	1275	.3054	1275	.3054	1275	.3054		.3054	
12				.3264	1276			.3326	1276	.3326	1276	.3326	1276	.3326		.3326	
13				.3536	1277			.3597	1277	.3597	1277	.3597	1277	.3597		.3597	
14				.3808	1277			.3869	1277	.3869	1277	.3869	1277	.3869		.3869	
15				.4080	1279			.4140	1277	.4140	1277	.4140	1277	.4140		.4140	


Reading Interval 4 4 5 4
 REMARKS: **-6 minutes **-5 minutes.

	O. D.	I. D.	LENGTH	DEPTH
Drill Pipe or Tubing	5.5"	2.75"	1'	
Reversing Sub				
Water Cushion Valve				
Drill Pipe	4 1/2"	3.826"	2502'	
Drill Collars	4 1/2"	2.764"	1250' WP	
Handling Sub & Choke Assembly				
Dual CIP Valve	5.0"	.87"	5'	3747'
Dual CIP Sampler				
Hydro-Spring Tester	5.0"	.75"	5'	3752'
Multiple CIP Sampler				
Extension Joint				
AP Running Case	5.0"	3.06"	4'	3758'
Hydraulic Jar	5.0"	1.75'	5'	
VR Safety Joint	5.0"	1.00"	3'	
Pressure Equalizing Crossqver				
Packer Assembly	6.75"	1.53"	6'	3774'
Distributor				
Packer Assembly	6.75'	1.53"	4'	3780'
Flush Joint Anchor				
Pressure Equalizing Tube				
Blanked-Off B.T. Running Case				
Drill Collars				
Anchor Pipe Safety Joint				
Packer Assembly				
Distributor				
Packer Assembly				
Anchor Pipe Safety Joint				
Side Wall Anchor				
Drill Collars				
Flush Joint Anchor	5.0"	3.86"	33'	
HT-500 Temp.	5.0"	3.86"	1'	3815'
Blanked-Off B.T. Running Case	5.0"	2.44"	4'	3816'
Total Depth				3820'



Each Horizontal Line Equal to 1000 p.s.i.

TEMPERATURE
RECORDER
CHART



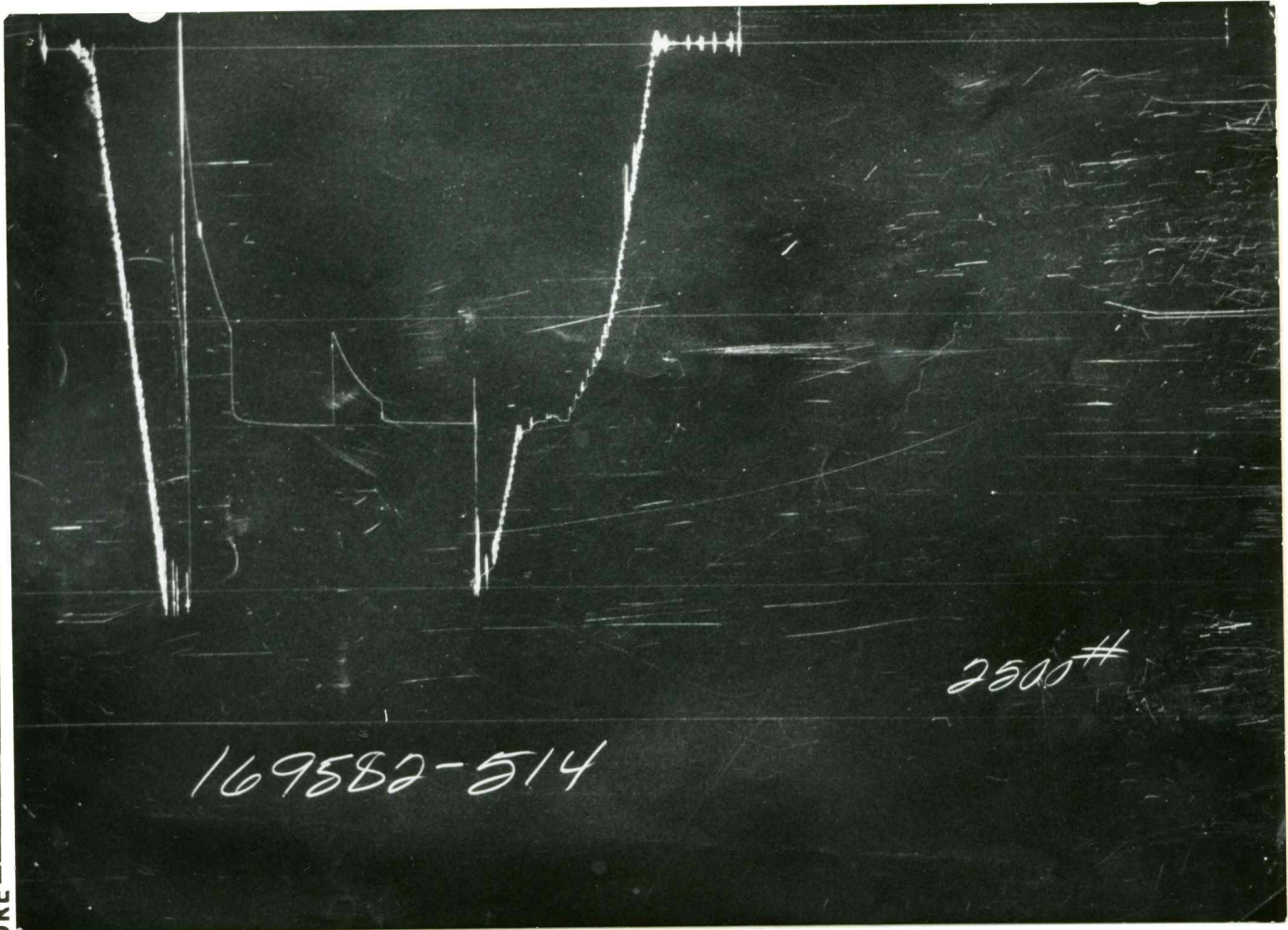
10° each circle

Gauge No. 514		Depth 3798		Clock No. 169582		Ticket No.	
First Flow Period		Closed In Pressure		Second Flow Period		Third Flow Period	
Time Defl. .000"	PSIG Temp. Corr.	Time Defl. .000"	PSIG Temp. Corr.	Time Defl. .000"	PSIG Temp. Corr.	Time Defl. .000"	PSIG Temp. Corr.
$\text{Log} \frac{t + \theta}{\theta}$		$\text{Log} \frac{t + \theta}{\theta}$		$\text{Log} \frac{t + \theta}{\theta}$		$\text{Log} \frac{t + \theta}{\theta}$	
0	.0000	132-0	1040	.0000	1050	.0000	1310
1	.0263*	333	1371	.0330	1117	.0130***	1377
2	.0593	615	1376	.0660	1172	.0390	1381
3	.0922	754	1380	.0990	1221	.0650	1383
4	.1251	867	1382	.1320	1256	.0910	1385
5	.1581	961	1383	.1650	1286	.1170	1386
6	.1910	1040	1385	.1980	1310	.1430	1387
7			1387			.1690	1388
8			1388			.1950	1388
9			1389			.2210	1389
10			1390			.2470	1389
11			1391			.2730	1390
12			1391			.2990	1390
13			1392			.3250	1391
14			1392			.3510	1391
15			1392			.3770	1392

Gauge No. 376		Depth 3830		Clock No. 2414		12 hour	
First Flow Period		Closed In Pressure		Second Flow Period		Third Flow Period	
Time Defl. .000"	PSIG Temp. Corr.	Time Defl. .000"	PSIG Temp. Corr.	Time Defl. .000"	PSIG Temp. Corr.	Time Defl. .000"	PSIG Temp. Corr.
$\text{Log} \frac{t + \theta}{\theta}$		$\text{Log} \frac{t + \theta}{\theta}$		$\text{Log} \frac{t + \theta}{\theta}$		$\text{Log} \frac{t + \theta}{\theta}$	
0	.0000	169	1057	.0000	1085	.0000	1320
1	.0263*	368	1386	.0338	1120	.0133***	1384
2	.0593	642	1393	.0677	1179	.0400	1399
3	.0922	778	1397	.1015	1229	.0667	1403
4	.1251	884	1401	.1353	1265	.0934	1405
5	.1581	975	1403	.1692	1296	.1201	1406
6	.1910	1057	1405	.2030	1320	.1467	1408
7			1406			.1734	1409
8			1407			.2001	1409
9			1408			.2268	1409
10			1408			.2535	1410
11			1411			.2801	1410
12			1411			.3068	1410
13			1412			.3335	1410
14			1413			.3602	1411
15			1414			.3870	1412

Reading Interval 5 4 5 4
 REMARKS: * - first interval is equal to 4 minutes, ** - 7 minutes, *** - 2 minutes.
 Q - Questionable.

	O. D.	I. D.	LENGTH	DEPTH
Drill Pipe or Tubing				
Reversing Sub				
Water Cushion Valve				
Drill Pipe	4 1/2"	3.826"	2542'	
XXXXXX Weight Pipe	4 1/2"	2.764"	1250'	
Handling Sub & Choke Assembly				
Dual CIP Valve	5"	.87"	5'	3787'
Dual CIP Sampler				
Hydro-Spring Tester	5"	.75"	5'	3792'
Multiple CIP Sampler				
Extension Joint				
AP Running Case	5"	3.06"	4'	3798'
Hydraulic Jar	5"	1.75"	5'	
VR Safety Joint	5'	1"	3'	
Pressure Equalizing Crossover				
Packer Assembly	6.75"	1.53"	6'	3813'
Distributor				
Packer Assembly	6.75"	1.53"	4'	3819'
Flush Joint Anchor				
Pressure Equalizing Tube				
Blanked-Off B.T. Running Case				
Drill Collars				
Anchor Pipe Safety Joint				
Packer Assembly				
Distributor				
Packer Assembly				
Anchor Pipe Safety Joint				
Side Wall Anchor				
Drill Collars				
Flush Joint Anchor	5"	3.86"	8'	
HT - 500	5"	3.86"	1'	3829'
Blanked-Off B.T. Running Case	5"	2.44"	4'	3830'
Total Depth				3834'

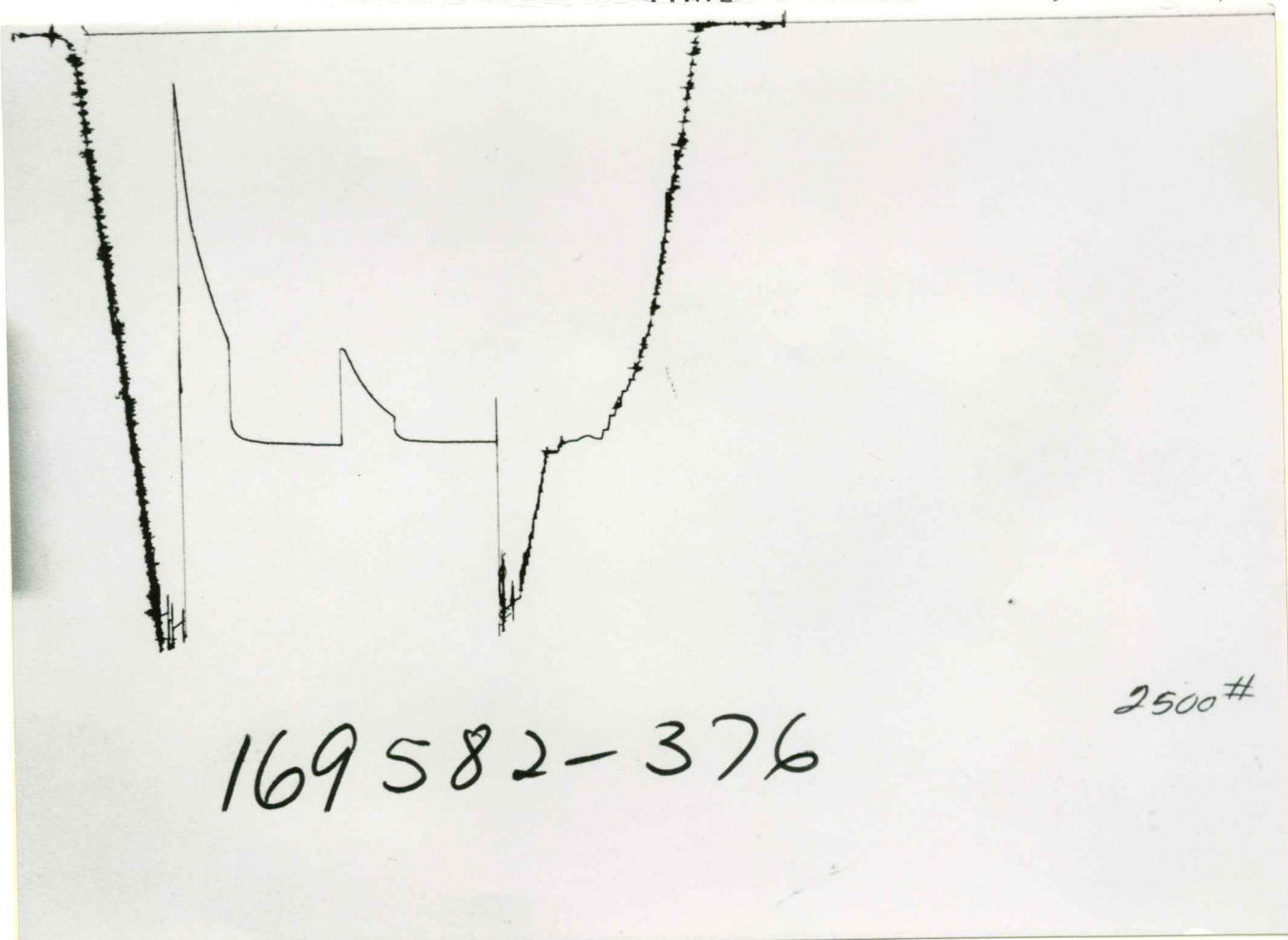


169582-514

2500#

PRESSURE
↓

TIME
→




169582-376

2500#

Each Horizontal Line Equal to 1000 p.s.i.

TEMPERATURE
RECORDER
CHART

#169582



122°

10° each circle

FLUID SAMPLE DATA				Date 8-6-77		Ticket Number 169583	
Sampler Pressure _____ P.S.I.G. at Surface				Kind of Job OPEN HOLE TEST		Halliburton District HAYS	
Recovery: Cu. Ft. Gas _____				Tester H.L. NUTTING		Witness J. GREEN	
cc. Oil _____				Drilling Contractor JOHN O. FARMER PW			
cc. Water _____				EQUIPMENT & HOLE DATA			
cc. Mud _____				Formation Tested Lower Kansas City			
Tot. Liquid cc. _____				Elevation 2326' K.B. Ft.			
Gravity _____ ° API @ _____ °F.		RESISTIVITY _____		CHLORIDE CONTENT _____		Net Productive Interval 6' Ft.	
Gas/Oil Ratio _____ cu. ft./bbl.				All Depths Measured From Kelly Bushing			
Recovery Water _____ @ _____ °F. _____ ppm				Total Depth 3920' Ft.			
Recovery Mud _____ @ _____ °F. _____ ppm				Main Hole/Casing Size 7 7/8"			
Recovery Mud Filtrate _____ @ _____ °F. _____ ppm				Drill Collar Length 1250' I.D. 2.764" WP			
Mud Pit Sample _____ @ _____ °F. _____ ppm				Drill Pipe Length 2571' I.D. 3.826"			
Mud Pit Sample Filtrate _____ @ _____ °F. _____ ppm				Packer Depth(s) 3844' - 3850' Ft.			
Mud Weight 9.8 vis 42 sec				Depth Tester Valve 3821' Ft.			
Cushion		TYPE AMOUNT		Depth Back Pres. Valve		Surface Choke .25" Bottom Choke .75"	
Recovered		480 Feet of		very slightly oil cut gassy muddy saltwater.			
Recovered		1100 Feet of		very slightly oil cut saltwater.			
Recovered		100 Feet of		muddy saltwater.			
Recovered		Feet of					
Recovered		Feet of					
Remarks							
SEE PRODUCTION TEST DATA SHEET.....							
TEMPERATURE		Gauge No. 514		Gauge No. 376		Gauge No.	
Depth:		3827 Ft.		3917 Ft.		TIME	
Est. _____ °F.		12 Hour Clock		12 Hour Clock		Hour Clock	
Blanked Off NO		Blanked Off YES		Blanked Off		Tool _____ A.M.	
3915' @						Opened 0120 P.M.	
Actual 120 °F.		Pressures		Pressures		Pressures	
		Field Office		Field Office		Field Office	
Initial Hydrostatic		2008		2052 2064		Reported _____ Computed _____	
First Period Flow Initial		55-Q		18 166		Minutes _____ Minutes _____	
Flow Final		624		647 657		30 25	
Closed in		1415		1462 1460		60 60	
Second Period Flow Initial		640		694 704		_____ _____	
Flow Final		892		913 925		30 31	
Closed in		1402		1443 1448		60 64	
Third Period Flow Initial						_____ _____	
Flow Final						_____ _____	
Closed in						_____ _____	
Final Hydrostatic		1964		2033 2015		_____ _____	
Q = Questionable.							

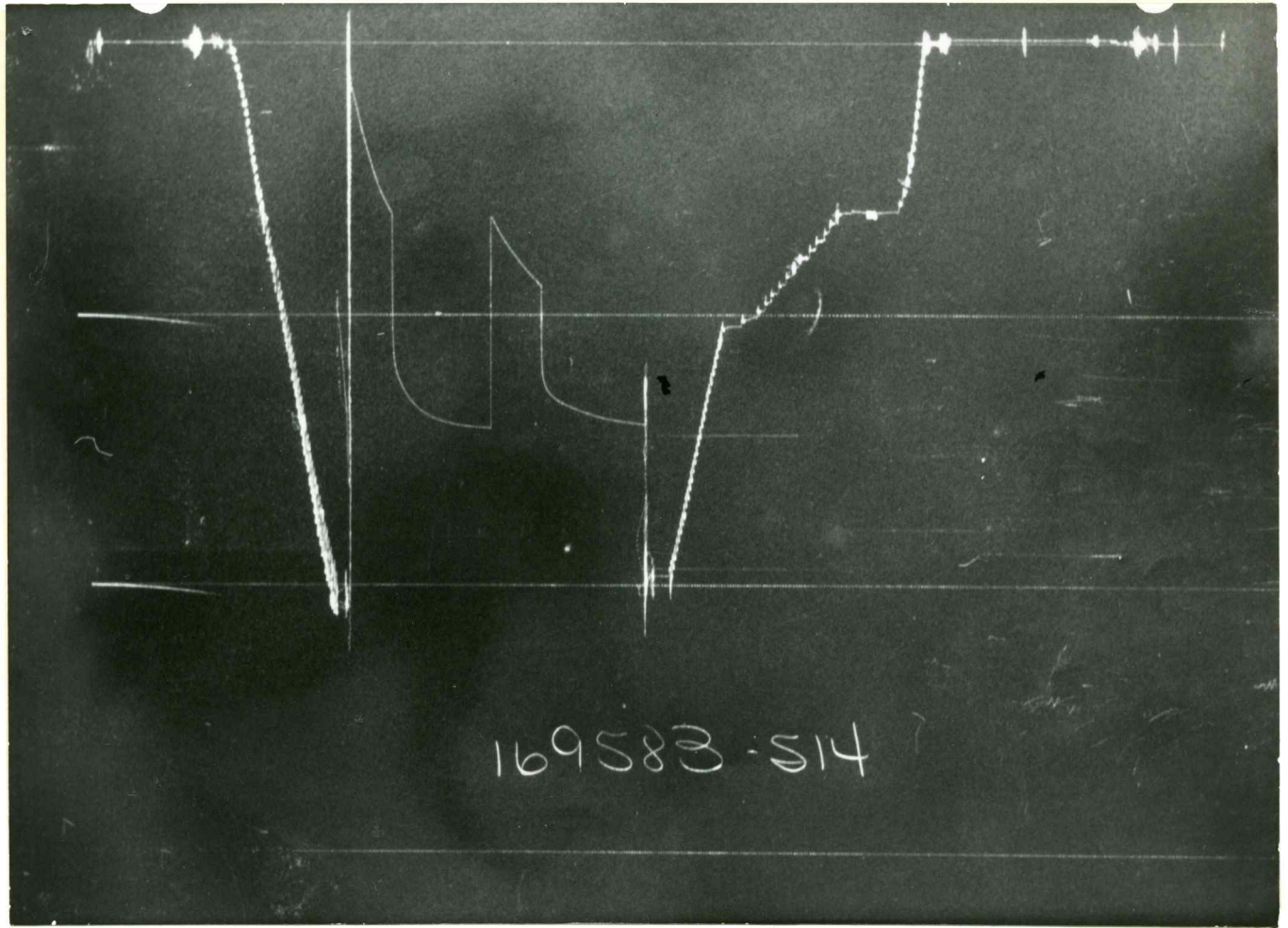
Legal Location Sec. - Twp. - Rng. 8 - 11 S - 24 W NW-5-24-11W
 Lease Name
 Well No.
 Test No.
 Tested Interval
 County TREGO
 State KANSAS
 PEIKOLEUM, INCORPORATED
 Lease Owner/Company Name



Gauge No. 514		Depth 3827'		Clock No. 10858		Ticket No. 169583					
First Flow Period		First Closed In Pressure		Second Flow Period		Second Closed In Pressure		Third Flow Period		Third Closed In Pressure	
Time Defl. .000"	PSIG Temp. Corr.	Time Defl. .000"	PSIG Temp. Corr.	Time Defl. .000"	PSIG Temp. Corr.	Time Defl. .000"	PSIG Temp. Corr.	Time Defl. .000"	PSIG Temp. Corr.	Time Defl. .000"	PSIG Temp. Corr.
$\text{Log} \frac{t + \theta}{\theta}$		$\text{Log} \frac{t + \theta}{\theta}$		$\text{Log} \frac{t + \theta}{\theta}$		$\text{Log} \frac{t + \theta}{\theta}$		$\text{Log} \frac{t + \theta}{\theta}$		$\text{Log} \frac{t + \theta}{\theta}$	
0	.000	.000	624	.000	640	.000	892	.000	892		
1	.0356	.0266	1233	.0397*	700	.0525**	1304		1304		
2	.0712	.0533	1284	.0727	747	.0788	1319		1319		
3	.1068	.0800	1318	.1058	789	.1050	1333		1333		
4	.1424	.1067	1342	.1389	826	.1313	1342		1342		
5	.1780	.1334	1360	.1719	859	.1575	1351		1351		
6		.1600	1374	.2050	892	.1838	1360		1360		
7		.1867	1384			.2100	1368		1368		
8		.2134	1392			.2363	1375		1375		
9		.2400	1398			.2625	1381		1381		
10		.2667	1403			.2888	1385		1385		
11		.2934	1407			.3150	1390		1390		
12		.3200	1410			.3413	1393		1393		
13		.3467	1412			.3675	1396		1396		
14		.3734	1414			.3938	1399		1399		
15		.4000	1415			.4200	1402		1402		
Gauge No. 376		Depth 3917'		Clock No. 24148		12 hour		12 hour		Minutes	
Time Defl. .000"	PSIG Temp. Corr.	Time Defl. .000"	PSIG Temp. Corr.	Time Defl. .000"	PSIG Temp. Corr.	Time Defl. .000"	PSIG Temp. Corr.	Time Defl. .000"	PSIG Temp. Corr.	Time Defl. .000"	PSIG Temp. Corr.
0	.000	.000	657	.000	704	.000	925		925		
1	.0346	.0273	1262	.0403*	732	.0541**	1339		1339		
2	.0692	.0545	1313	.0738	780	.0812	1355		1355		
3	.1038	.0818	1350	.1074	822	.1082	1376		1376		
4	.1384	.1091	1374	.1409	859	.1353	1382		1382		
5	.1730	.1364	1396	.1745	894	.1624	1392		1392		
6		.1636	1412	.2080	925	.1894	1400		1400		
7		.1909	1423			.2165	1411		1411		
8		.2182	1433			.2435	1418		1418		
9		.2454	1440			.2706	1423		1423		
10		.2727	1446			.2977	1429		1429		
11		.3000	1450			.3247	1434		1434		
12		.3272	1453			.3518	1440		1440		
13		.3545	1455			.3788	1442		1442		
14		.3818	1459			.4059	1445		1445		
15		.4090	1460			.4330	1448		1448		
Reading Interval 5		4		5		4		4		Minutes	

REMARKS: * = 6 minute interval. ** = 8 minute interval.
 Q = Questionable.


	O. D.	I. D.	LENGTH	DEPTH
Drill Pipe or Tubing				
Reversing Sub				
Water Cushion Valve				
Drill Pipe	4 1/2"	3.826"	2571'	
Drill Collars	4 1/2"	2.764"	1250'	
Handling Sub & Choke Assembly				
Dual CIP Valve	5.0"	.87"	5'	3816'
Dual CIP Sampler				
Hydro-Spring Tester	5.0"	.75"	5'	3821'
Multiple CIP Sampler				
Extension Joint				
AP Running Case	5.0"	3.06"	4'	3827'
Hydraulic Jar	5.0"	1.75"	5'	
VR Safety Joint	5.0"	1.00"	3'	
Pressure Equalizing Crossover				
Packer Assembly	6.75"	1.53"	6'	3844'
Distributor				
Packer Assembly	6.75"	1.53"	4'	3850'
Flush Joint Anchor				
Pressure Equalizing Tube				
Blanked-Off B.T. Running Case				
Drill Collars				
Anchor Pipe Safety Joint				
Packer Assembly				
Distributor				
Packer Assembly				
Anchor Pipe Safety Joint				
Side Wall Anchor				
Drill Collars	4.50"	2.764"	30'	
Weight Pipe	5.5"	3.86"	1'	
X Over	5.0"	3.86"	31'	
Flush Joint Anchor	5.0"	3.86"	1'	3915'
HT-500	5.0"	2.44"	4'	3917'
Blanked-Off B.T. Running Case				
Total Depth				3920'



169583-514

PRESSURE

TIME



169583-376

Each Horizontal Line Equal to 1000 p.s.i.