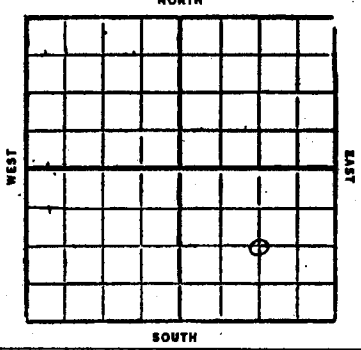


Russell
FORM 252A-EN-9-30-PETROL

Map No. **KANSAS** Sec. 3 Twp. 14 R. 11W

Well No. 1-Pasek Farm
Tom Palmer et al Company

_____ Ft. from N. Line
1320 Ft. from S. Line
1320 Ft. from E. Line
_____ Ft. from W. Line
1931



Date	REPORT
12/1	Loc
12/19	RD
12/16	RD
12/22	Rgn up
12/30	
1932	
1/6	Spdg
1/13	TD 560' Fishing
1/20	15 1/2" - 621
	Drlg 1120'
1/27	Drlg 12" - 1294
	Drlg 1900'
2/3	1" & 10" - 1965
	Show gas 2260-70
	drlg 2300'
2/10	Top M.C. line 2585
	1" boiler water 2690-95
	drlg 2855'
2/17	HFw 3070
	UIR 8" TD 3130'
2/26	Top Conglomerate 3260
	Drlg 3310'

3/2- 6" - 3329
HFw at 3340
SD 3358'

3/9- Top Silic lime 3385
Rainbow show 3412-27
UIR 6" esq

3/16 —

3/22- TD 3427
Cem 6" - 3390
drlg out cement

3/30- Top Silic lime 3385
TD 3427
Dry & abandon


56 KANSAS Russell
Map No. Sec. 3 Twp. 14 R. 11 W

Well No. 1 Pasex
Tom Palmer et al Company
Contractor

FIRST REPORTS

..... Ft. from N. Line
1320 Ft. from S. Line
1320 Ft. from E. Line
..... Ft. from W. Line

SECTION PLAT



Location ✓
Rig up
Drilling and Remarks:

RECORD
Cased in., ft.
Sand
Gas
Oil
Total Depth

PRODUCTION
1st 24 hrs. Nat.
1st 24 hrs. after shot
Gas Cu. Ft.
Dry Hole
Abandoned

Date DEC 2 1931 CHAS. L. SHERWOOD
192..... Scout


56 KANSAS Russell
Map No. Sec. 3 Twp. 14 R. 11 W

Well No. 1 Pasex
Tom Palmer et al Company
Contractor

COMPLETED

..... Ft. from N. Line
1320 Ft. from S. Line
1320 Ft. from E. Line
..... Ft. from W. Line

SECTION PLAT



Location
Rig up
Drilling and Remarks:

Top Oil casing 3385
D+U 3427

RECORD
Cased in., ft.
Sand
Gas
Oil
Total Depth 3427

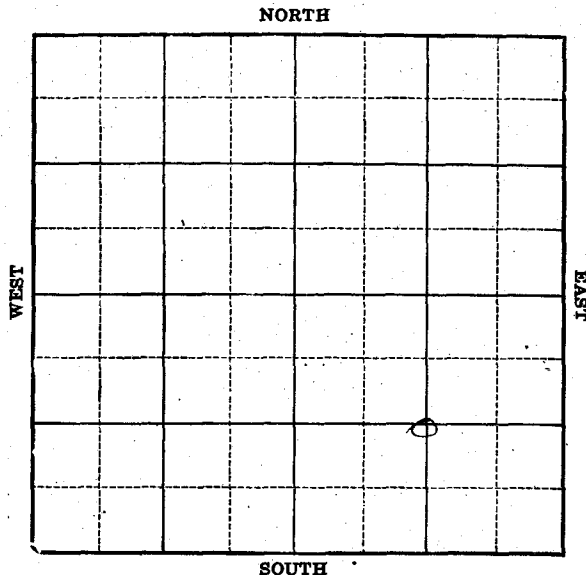
PRODUCTION
1st 24 hrs. Nat.
1st 24 hrs. after shot
Gas Cu. Ft.
Dry Hole ✓
Abandoned ✓

Date MAR 3 0 1932 CHAS. L. SHERWOOD
19..... Scout

Form 51-5M-2-28-34703

Map No. KANSAS Sec. 3 Twp. 14 R. 11^W

Well No. 1 Josek Farm
Tom Palmer et al Company



Location _____
 Drilling Remarks _____

Rig Up _____
 Drilling Remarks _____

RECORD

Cased _____ in. _____ ft.
 Sand _____
 Gas _____
 Oil _____
 Total Depth _____

PRODUCTION

1st 24 hrs. Nat. _____
 1st 24 hrs. after shot _____
 Gas _____ cu. ft. _____
 Dry Hole _____
 Abandoned _____