

Comanche Production Inc.

Comanche

OPERATOR

NO.

FARM

Ellsworth

32 15s 8w

NW NW SE

(recovery)

COUNTY

S T R

LOCATION

ELEVATION: 1595 Gm



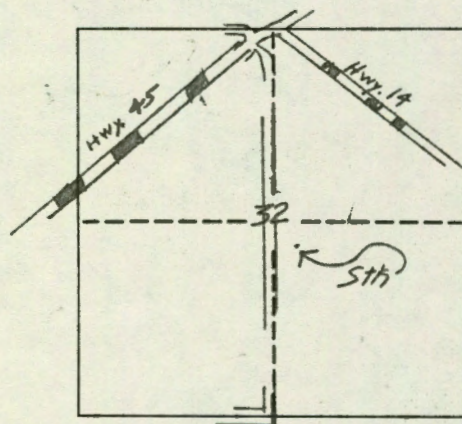
Comanche Production Inc.  
4121 W 83rd Suite 128  
Prairie Village, Ks 66208

AUTHORIZED BY: Nancy McMillen

PHONE #

1st of next week

SCALE: 2" = 1 MILE



TECHNICAL SERVICES to  
assist in recovery of  
old bore hole

5' sth.  
E. edge of waterway  
W. edge of slight  
slope wheat.

FLAG W.

10-12-81  
DATE

INVOICE

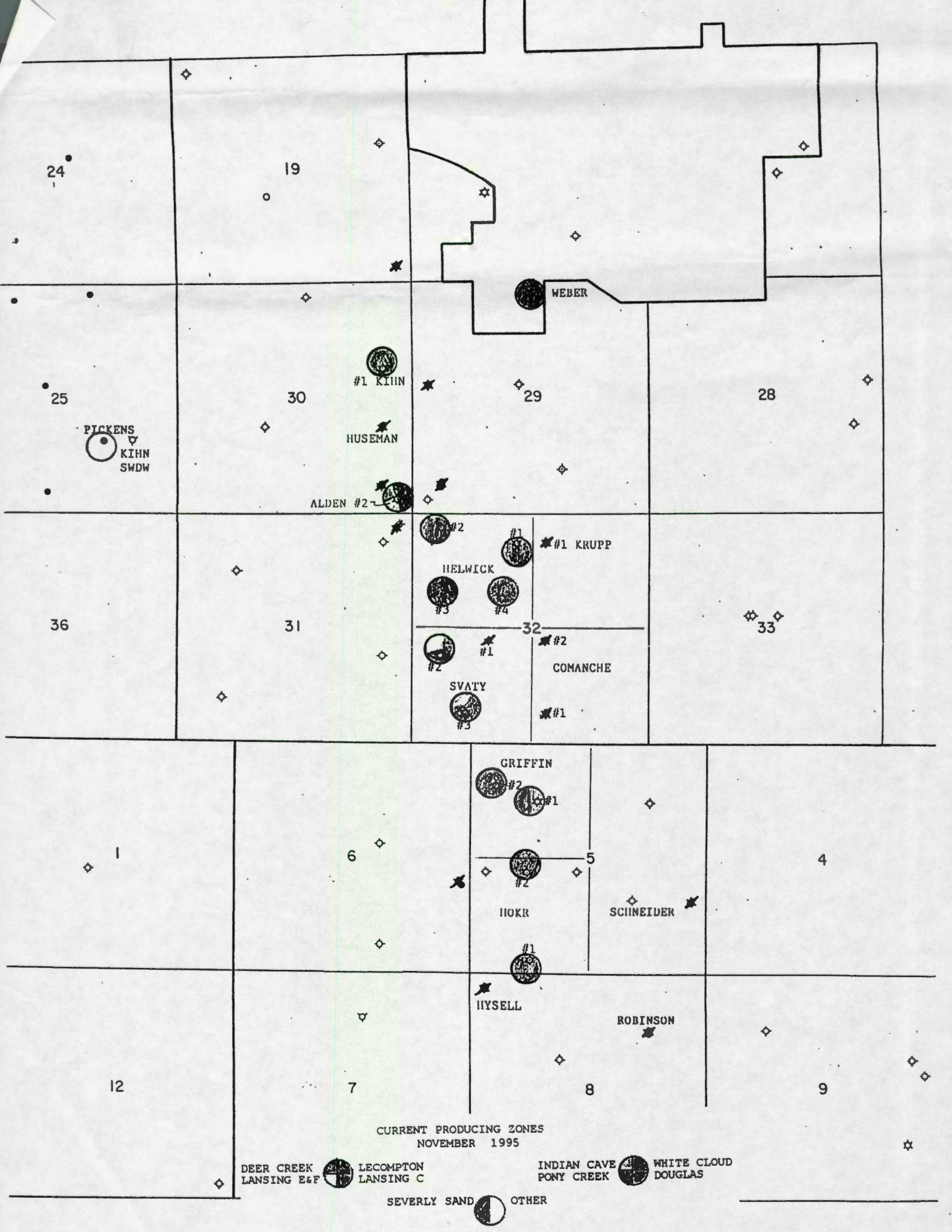
STAKE - GR. ELEV.

URGENT

recovery

MIN. RUSH \$145.00

TOTAL \$145.00



CURRENT PRODUCING ZONES  
NOVEMBER 1995

DEER CREEK LANSING E&F  LECOMPTON LANSING C  INDIAN CAVE PONY CREEK  WHITE CLOUD DOUGLAS 

SEVERLY SAND  OTHER 



sas 67490-0525

R-8-W

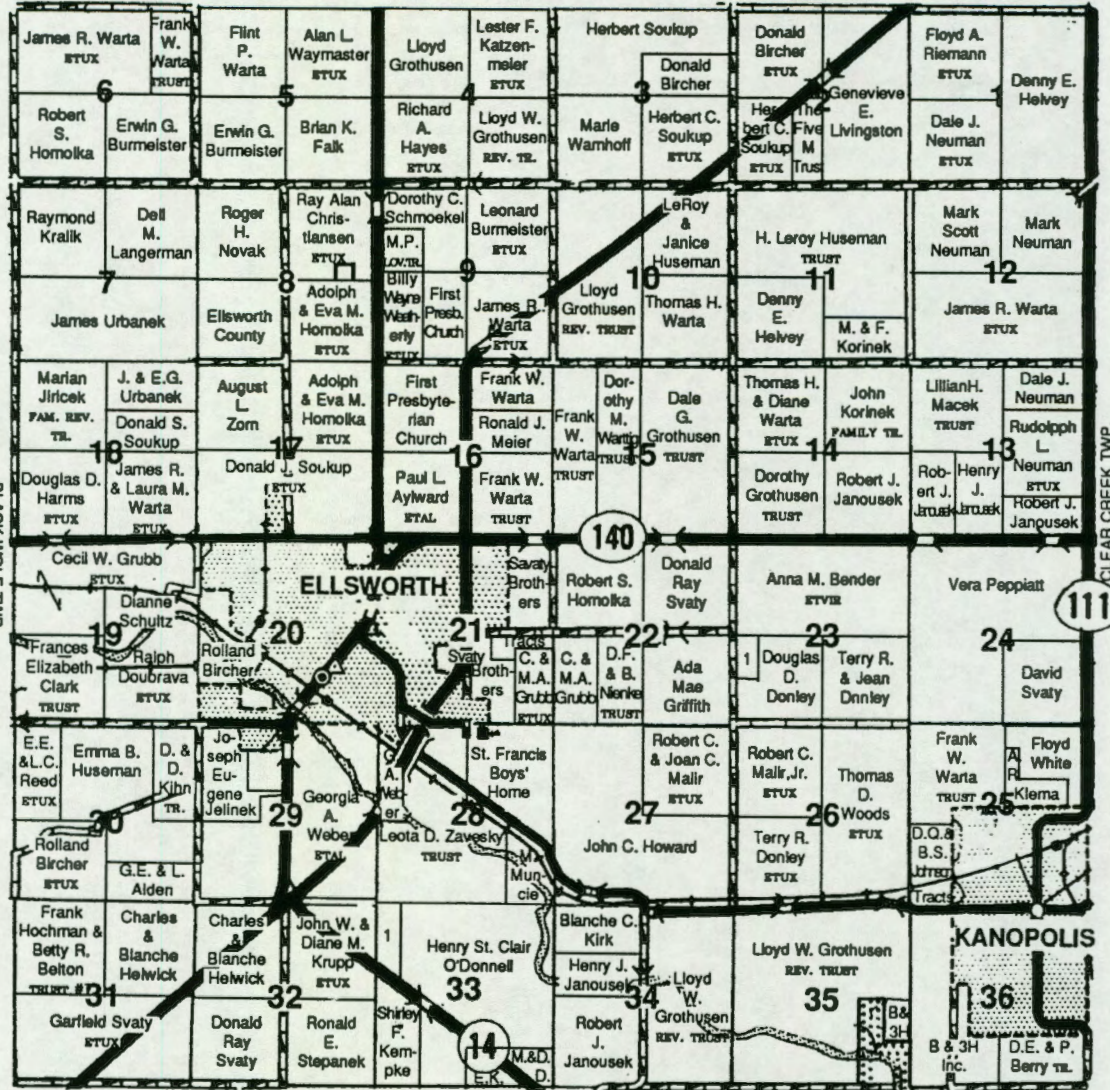
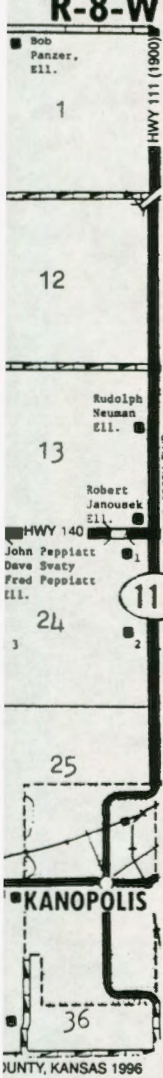
T-15-S

SHERMAN TWP.

ELLSWORTH

SHERMAN TWP.

R-8-W



Section #23  
1. Larry Edwards

Section #33  
1. John W. & Diane M. Krupp

ASH CREEK TWP

ELLSWORTH COUNTY, KANSAS 1996

COUNTY, KANSAS 1996



