

BEE FORMATION TESTING CO.

DATE Nov-16-1956

P. O. BOX 491

N^o 1856

CUSTOMER'S ORDER NO. _____

GREAT BEND, KANSAS

NAME OF COMPANY Francis Hawn

ADDRESS TO MAIL INVOICE Box 545

ADDRESS TO MAIL PRESSURE CHARTS McPherson Ks.

LEASE Heflin WELL NO. 1 COUNTY Barton STATE Kansas

TESTER Jim Heathcock APPROVED Don Vaughan

DRILL STEM TEST NO. 1 SUCCESSFUL NO. 1 MIS-RUN NO. _____ FORMATION TESTED K.C.

SIZE HOLE 7 7/8 TOOL JT. 4 1/2 F.h.

RUBBER SIZE 6 3/4 x 30 x 2 7/8 TEST TOOL SIZE 4 5/8

PACKER SET AT 3164 ANCHOR SIZE 5 9/16

TOTAL DEPTH WELL 3186 LENGTH ANCHOR 22

PRESSURE RECORDER CAP. 3000 - 3500 DRILL PIPE RUN: DRY all WITH FLUID

RESULTS:

PACKER SET 6:40 P.M. TOOL OPEN 6:43 P.M. TOOL OPEN 1 HRS.

BLOW weak for 2 min. Flushed Tool. weak Blow for 3 min.

RECOVERY 30 ft. Rotary mud-

SHUT IN PRESSURE TIME 20 min. MUD WT. 10 2/3 VIS. 37 WATER LOSS 25


BHP 52.5 IFP 0 FFP 0 HYDROSTATIC HEAD 1650

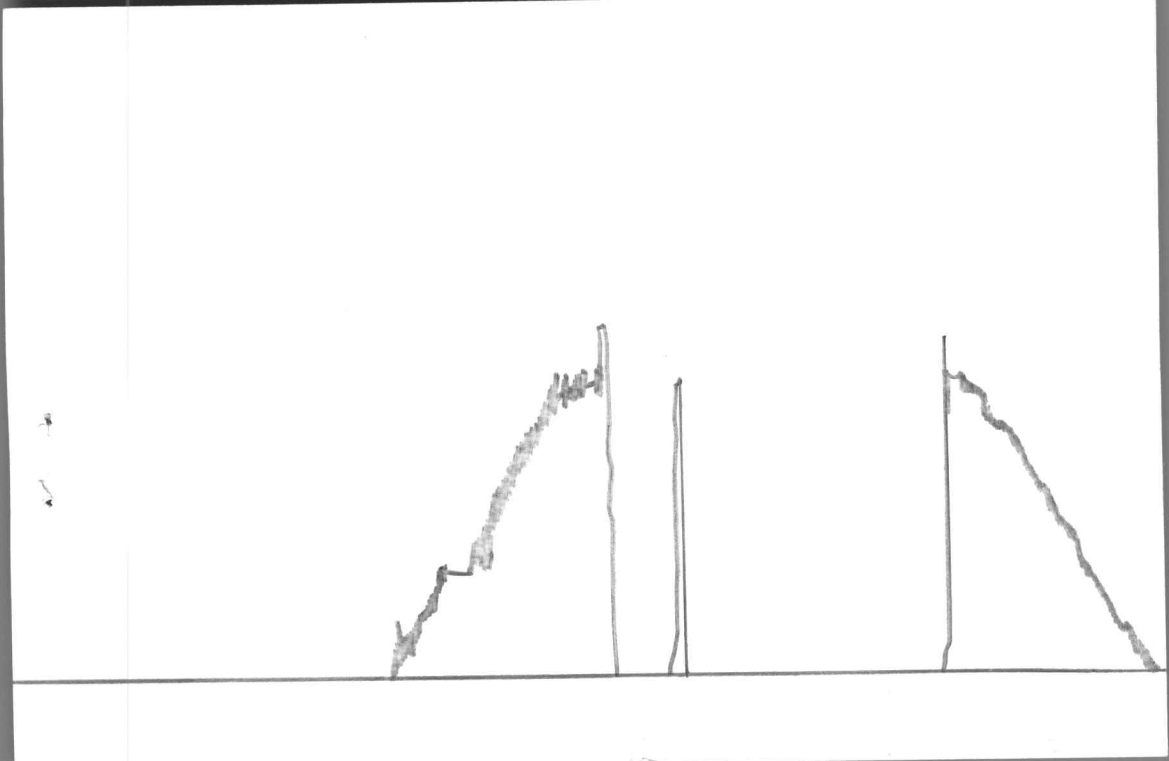
EXTRA EQUIPMENT None Run JARS _____ NO. _____ SIZE _____

OPERATOR TIME ✓ ✓ ✓ TOOL RENTAL TIME ✓ ✓ ✓

BEE FORMATION TESTING CO.

SHALL NOT BE LIABLE FOR DAMAGE OF ANY KIND TO THE PROPERTY OR PERSONNEL OF THE PARTY FOR WHOM A TEST IS MADE, OR FROM ANY LOSS SUFFERED OR SUSTAINED, DIRECTLY OR INDIRECTLY, THROUGH OR IN THE COURSE OF THE USE OF ITS EQUIPMENT, ALL OF WHICH LOSS OR DAMAGE IS ASSUMED BY THE CUSTOMER. TOOLS LOST OR DAMAGED IN THE HOLE SHALL BE PAID FOR AT THE COST OF THE PARTY FOR WHOM TEST IS MADE.





BEE FORMATION TESTING CO.

P. O. BOX 491

No 1889

GREAT BEND, KANSAS

DATE 11-18-56

CUSTOMER'S ORDER NO.

NAME OF COMPANY Francis Hawn

ADDRESS TO MAIL INVOICE Box 545 McPherson, Ks.

ADDRESS TO MAIL PRESSURE CHARTS Same

LEASE HeFlin WELL NO. 1 COUNTY Barton STATE Ks.

TESTER William M. Blake APPROVED Don Vaughan

DRILL STEM TEST NO. 2 SUCCESSFUL NO. 2 MIS-RUN NO. FORMATION TESTED K.C.

SIZE HOLE 7 7/8" TOOL JT. 4 1/2 F.H.

RUBBER SIZE 6 3/4 - 2 7/8 - 30 TEST TOOL SIZE 4 5/8

PACKER SET AT 3299 ANCHOR SIZE 4 1/2

TOTAL DEPTH WELL 3332 LENGTH ANCHOR 33'

PRESSURE RECORDER CAP. 3500-2500 DRILL PIPE RUN: DRY yes WITH FLUID

RESULTS: PACKER SET 6:51 A.M. TOOL OPEN 6:55 A.M. TOOL OPEN 1 hr. HRS.

BLOW Weak Blow For 6 min.

By-Passed Tool Weak Blow For 3 min.

RECOVERY 10' Rotary Mud.

SHUT IN PRESSURE TIME 20 MIN. MUD WT. 10.5 VIS. 40 WATER LOSS 21


BHP 0 IFP 0 FFP 0 HYDROSTATIC HEAD 1850

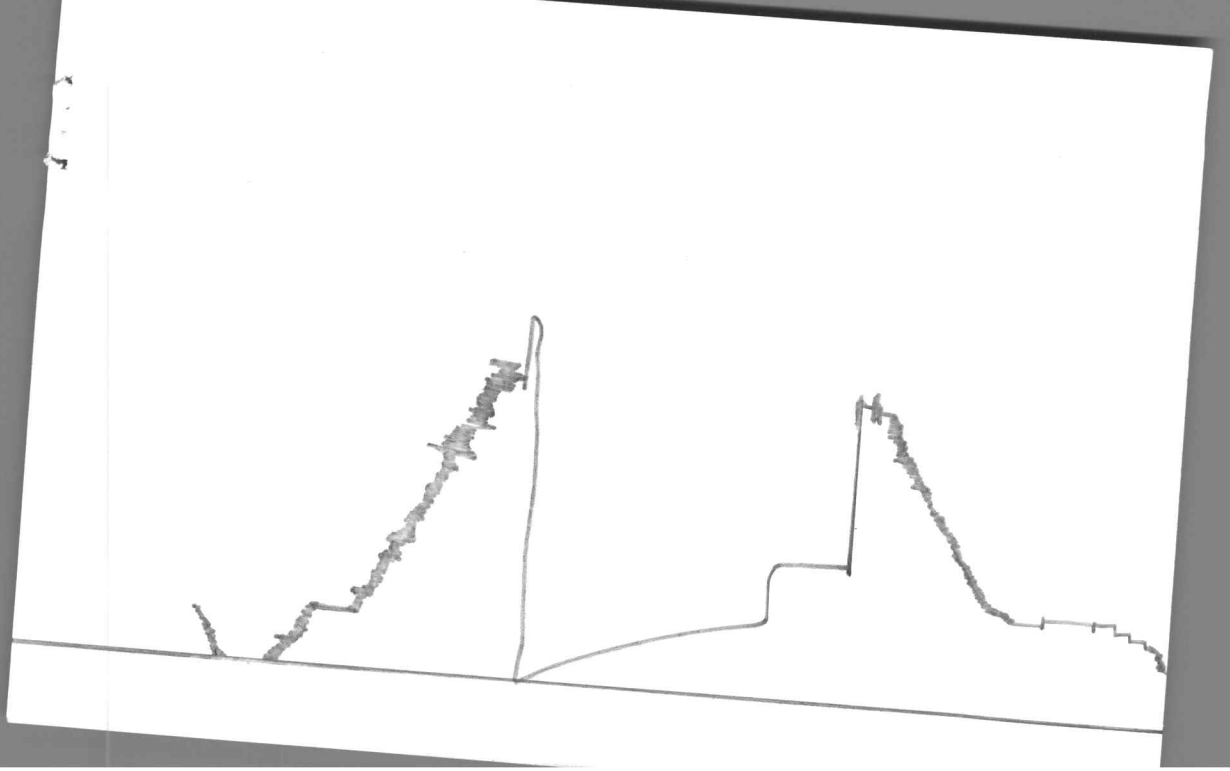
EXTRA EQUIPMENT No JARS NO. SIZE

OPERATOR TIME TOOL RENTAL TIME

BEE FORMATION TESTING CO.

SHALL NOT BE LIABLE FOR DAMAGE OF ANY KIND TO THE PROPERTY OR PERSONNEL OF THE PARTY FOR WHOM A TEST IS MADE, OR FROM ANY LOSS SUFFERED OR SUSTAINED, DIRECTLY OR INDIRECTLY, THROUGH OR IN THE COURSE OF THE USE OF ITS EQUIPMENT, ALL OF WHICH LOSS OR DAMAGE IS ASSUMED BY THE CUSTOMER. TOOLS LOST OR DAMAGED IN THE HOLE SHALL BE PAID FOR AT THE COST OF THE PARTY FOR WHOM TEST IS MADE.





BEE FORMATION TESTING CO.

TEST TICKET

DATE 11-19-56

P. O. BOX 491

GREAT BEND, KANSAS

No 1890

CUSTOMER'S ORDER NO.

NAME OF COMPANY FRANCIS HAWN

ADDRESS TO MAIL INVOICE Box 545 McPherson, KS.

ADDRESS TO MAIL PRESSURE CHARTS Same

LEASE HeFlin WELL NO. 1 COUNTY Barton STATE KS.

TESTER William M. Blake APPROVED Non Vaughan

DRILL STEM TEST NO. 3 SUCCESSFUL NO. 3 MIS-RUN NO. FORMATION TESTED Arb.

SIZE HOLE 7 7/8 TOOL JT. 4 1/2 F.H.

RUBBER SIZE 6 3/4 - 2 7/8 - 30 TEST TOOL SIZE 4 5/8

PACKER SET AT 3394 ANCHOR SIZE 4 1/2

TOTAL DEPTH WELL 3415 LENGTH ANCHOR 21'

PRESSURE RECORDER CAP. 3500-2500 DRILL PIPE RUN: DRY Yes WITH FLUID

RESULTS:

PACKER SET 10:12 A.M. TOOL OPEN 10:16 A.M. TOOL OPEN 1 hr. HRS.

BLOW Strong Blow AT START OF TEST decreasing Steadily To Fair Blow By END OF TEST.

RECOVERY 360' Sulphur Water 900' Gas Cut Froggy Oil.

SHUT IN PRESSURE TIME 20 MIN. MUD WT. 10.5 VIS. 41 WATER LOSS 22

BHP 860 IFP 0 FFP 500 HYDROSTATIC HEAD 1950

EXTRA EQUIPMENT No JARS NO. SIZE

OPERATOR TIME TOOL RENTAL TIME

BEE FORMATION TESTING CO.

SHALL NOT BE LIABLE FOR DAMAGE OF ANY KIND TO THE PROPERTY OR PERSONNEL OF THE PARTY FOR WHOM A TEST IS MADE, OR FROM ANY LOSS SUFFERED OR SUSTAINED, DIRECTLY OR INDIRECTLY, THROUGH OR IN THE COURSE OF THE USE OF ITS EQUIPMENT, ALL OF WHICH LOSS OR DAMAGE IS ASSUMED BY THE CUSTOMER. TOOLS LOST OR DAMAGED IN THE HOLE SHALL BE PAID FOR AT THE COST OF THE PARTY FOR WHOM TEST IS MADE.