

Computer Inventoried

ORIGINAL

WELL NAME: MacDonald #1
COMPANY: Bonneville Fuels Corp
LOCATION: 4-16S-3W
Saline County Kansas
DATE: 07/01/97

15-169-20316

TRILOBITE TESTING L.L.C.

OPERATOR : Bonneville Fuels Corp
 WELL NAME: MacDonald #1
 LOCATION : 4-16S-3W Saline KS
 INTERVAL : 3323.00 To 3336.00 ft

DATE 6/25/97
 KB 1318.00 ft TICKET NO: 10170 DST #1
 GR 1313.00 ft FORMATION: Maquoketa
 TD 3336.00 ft TEST TYPE: CONV

RECORDER DATA

Mins		Field	1	2	3	4	TIME DATA-----
PF 15	Rec.	13249	13249	13754			PF Fr. 2110 to 2125 hr
SI 30	Range(Psi)	4500.0	4500.0	4000.0	0.0	0.0	IS Fr. 2125 to 2155 hr
SF 60	Clock(hrs)	12 hr	12 hr	12 hr			SF Fr. 2155 to 2255 hr
FS 120	Depth(ft)	3333.0	3333.0	3326.0	0.0	0.0	FS Fr. 2255 to 0055 hr

	Field	1	2	3	4	
A. Init Hydro	1584.0	1582.0	0.0	0.0	0.0	T STARTED 1945 hr
B. First Flow	22.0	63.0	0.0	0.0	0.0	T ON BOTM 2100 hr
B1. Final Flow	22.0	23.0	0.0	0.0	0.0	T OPEN 2110 hr
C. In Shut-in	33.0	28.0	0.0	0.0	0.0	T PULLED 0055 hr
D. Init Flow	22.0	23.0	0.0	0.0	0.0	T OUT 0200 hr
E. Final Flow	22.0	7.0	0.0	0.0	0.0	
F. Fl Shut-in	271.0	269.0	0.0	0.0	0.0	
G. Final Hydro	1572.0	1569.0	0.0	0.0	0.0	
Inside/Outside	0	0	I			

RECOVERY

Tot Fluid 1.00 ft of 0.00 ft in DC and 1.00 ft in DP
 1.00 ft of Drilling Mud
 0.00 ft of
 0.00 ft of
 0.00 ft of
 0.00 ft of
 0.00 ft of
 0.00 ft of
 0.00 ft of

TOOL DATA-----
 Tool Wt. 1500.00 lbs
 Wt Set On Packer 25000.00 lbs
 Wt Pulled Loose 60000.00 lbs
 Initial Str Wt 42000.00 lbs
 Unseated Str Wt 42000.00 lbs
 Bot Choke 0.75 in
 Hole Size 7.88 in
 D Col. ID 2.25 in
 D. Pipe ID 3.80 in
 D.C. Length 0.00 ft
 D.P. Length 3295.00 ft

SALINITY 0.00 P.P.M. A.P.I. Gravity 0.00

BLOW DESCRIPTION

Initial Flow:
 Weak blow, Died in 3 mins

Final Flow:
 No blow, Flushed tool, tool help

SAMPLES:

SENT TO:


MUD DATA-----
 Mud Type Chemical
 Weight 9.10 lb/cf
 Vis. 42.00 S/L
 W.L. 9.60 in3
 F.C. 0.00 in
 Mud Drop

Amt. of fill 0.00 ft
 Btm. H. Temp. 110.00 F
 Hole Condition
 % Porosity 0.00
 Packer Size 6.75 in
 No. of Packers 2
 Cushion Amt. 0.00
 Cushion Type
 Reversed Out
 Tool Chased
 Tester Dan Bangle
 Co. Rep. Rick Hall
 Contr. White & Ellis
 Rig #
 Unit #
 Pump T.

Test Successful: Y

	Time	Pressure PSIG	Log Hom T	◇ Pressure	(T+dT)/dT
***Start Shutin 2	15	19	0.778	19.0	6.0
	30	22	0.544	3.0	3.5
	45	27	0.426	5.0	2.7
	60	54	0.352	27.0	2.3
	75	105	0.301	51.0	2.0
	90	170	0.263	65.0	1.8
	105	232	0.234	62.0	1.7
	120	275	0.211	43.0	1.6

CHART PAGE



This is a photocopy of the actual AK-1 recorder chart

TRILOBITE TESTING L.L.C.

P.O. Box 362 • Hays, Kansas 67601

Test Ticket

N^o 10170

Well Name & No. <u>MacDonald #1</u>	Test No. <u>1</u>	Date <u>6-25-97</u>
Company <u>Bonneville Fuels Corp.</u>	Zone Tested <u>Maguoketa</u>	
Address <u>1660 Lincoln - Ste 1800, Denver, Colo. 80264</u>	Elevation <u>1318</u>	KB <u>1313</u> GL
Co. Rep / Geo. <u>Rick Hall</u>	Cont. <u>White + Ellis Drllg</u>	Est. Ft. of Pay _____ Por. _____ %
Location: Sec. <u>4</u>	Twp. <u>16</u>	Rge. <u>3</u> Co. <u>Saline</u> State <u>Ks</u>
No. of Copies _____	Distribution Sheet (Y, N) _____	Turnkey (Y, N) _____ Evaluation (Y, N) _____

Interval Tested 3323 - 3336 Initial Str Wt./Lbs. 42,000 Unseated Str Wt./Lbs. 42,000
Anchor Length 13' Wt. Set Lbs. 25,000 Wt. Pulled Loose/Lbs. 60,000
Top Packer Depth 3318 Tool Weight 1500
Bottom Packer Depth 3323 Hole Size — 7 7/8" _____ Rubber Size — 6 3/4" _____
Total Depth 3336 Wt. Pipe Run _____ Drill Collar Run _____
Mud Wt. 9.1 LCM _____ Vis. 42 WL 9.6 Drill Pipe Size 4.5XH Ft. Run 3295
Blow Description I.F. Weak. Died in 3 min.

F.F. No blow. Flushed Tool - No help.

Recovery — Total Feet	GIP	Ft. in DC	Ft. in DP	%gas	%oil	%water	%mud
<u>1</u>			<u>1</u>				
Rec. <u>1</u> Feet Of <u>D.M</u>							
Rec. _____ Feet Of _____							
Rec. _____ Feet Of _____							
Rec. _____ Feet Of _____							
Rec. _____ Feet Of _____							

BHT 110 °F Gravity _____ °API D@ _____ °F Corrected Gravity _____ °API

RW _____ @ _____ °F Chlorides _____ ppm Recovery Chlorides 1500 ppm System

(A) Initial Hydrostatic Mud 1584 PSI Recorder No. 13754 T-Started 19:45
(B) First Initial Flow Pressure 22 PSI (depth) 3326 T-Open 21:10
(C) First Final Flow Pressure 22 PSI Recorder No. 13249 T-Pulled 00:55
(D) Initial Shut-in Pressure 33 PSI (depth) 3333 T-Out 02:00
(E) Second Initial Flow Pressure 22 PSI Recorder No. _____
(F) Second Final Flow Pressure 22 PSI (depth) _____
(G) Final Shut-in Pressure 271 PSI Initial Opening 15 Test 600
(H) Final Hydrostatic Mud 1522 PSI Initial Shut-in 30 Jars X 200

Final Flow 60 Safety Joint X 50

Final Shut-in 120 Straddle _____

_____ Circ. Sub _____

_____ Sampler _____


_____ Extra Packer _____

_____ Elect. Rec. _____

_____ Other _____

TRILOBITE TESTING L.L.C. SHALL NOT BE LIABLE FOR DAMAGE OF ANY KIND OF THE PROPERTY OR PERSONNEL OF THE ONE FOR WHOM A TEST IS MADE, OR FOR ANY LOSS SUFFERED OR SUSTAINED, DIRECTLY OR INDIRECTLY, THROUGH THE USE OF ITS EQUIPMENT, OR ITS STATEMENTS OR OPINION CONCERNING THE RESULTS OF ANY TEST. TOOLS LOST OR DAMAGED IN THE HOLE SHALL BE PAID FOR AT COST BY THE PARTY FOR WHOM THE TEST IS MADE.

Approved By _____



TRILOBITE TESTING L.L.C.

OPERATOR : Bonneville Fuels Corp
 WELL NAME: MacDonald #1
 LOCATION : 4-16-3-Saline Co Ks
 INTERVAL : 3317.50 To 3333.00 ft

DATE 6-27-97

KB 1318.00 ft TICKET NO: 10171 DST #2
 GR 1313.00 ft FORMATION: Maquoketa
 TD 3595.00 ft TEST TYPE: CONV STRADDLE

RECORDER DATA

Mins	Field	1	2	3	4	TIME DATA-----
PF 15 Rec.	13754	13754	2357	13249		PF Fr. 2155 to 2210 hr
SI 30 Range(Psi)	4000.0	4000.0	4995.0	4200.0	0.0	IS Fr. 2210 to 2240 hr
SF 90 Clock(hrs)	12 hr	12 hr	Elec	12 hr		SF Fr. 2240 to 0010 hr
FS 180 Depth(ft)	3326.0	3326.0	3319.0	3592.0	0.0	FS Fr. 0010 to 0310 hr

	Field	1	2	3	4	
A. Init Hydro	1666.0	1650.0	1624.0	1660.0	0.0	T STARTED 2018 hr
B. First Flow	39.0	50.0	15.0	0.0	0.0	T ON BOTM 2150 hr
B1. Final Flow	39.0	50.0	17.0	0.0	0.0	T OPEN 2155 hr
C. In Shut-in	482.0	489.0	489.0	0.0	0.0	T PULLED 0310 hr
D. Init Flow	59.0	73.0	16.0	0.0	0.0	T OUT 0440 hr
E. Final Flow	59.0	73.0	18.0	0.0	0.0	
F. Fl Shut-in	492.0	493.0	478.0	0.0	0.0	
G. Final Hydro	1636.0	1627.0	1572.0	1625.0	0.0	
Inside/Outside	0	0	I	0		

TOOL DATA-----
 Tool Wt. 1400.00 lbs
 Wt Set On Packer 30000.00 lbs
 Wt Pulled Loose 45000.00 lbs
 Initial Str Wt 44000.00 lbs
 Unseated Str Wt 44000.00 lbs
 Bot Choke 0.75 in
 Hole Size 7.88 in
 D Col. ID 2.25 in
 D. Pipe ID 3.80 in
 D.C. Length 0.00 ft
 D.P. Length 3294.00 ft
 H.W. I.D 2.70 in

RECOVERY

Tot Fluid 2.00 ft of 0.00 ft in DC and 2.00 ft in DP
 2.00 ft of Drilling mud
 0.00 ft of
 0.00 ft of
 0.00 ft of
 0.00 ft of
 0.00 ft of
 0.00 ft of
 0.00 ft of

SALINITY 0.00 P.P.M. A.P.I. Gravity 0.00

BLOW DESCRIPTION

Initial Flow:
 Weak blow, Died in 12 min

Final Flow:
 No blow

SAMPLES:
 SENT TO:

MUD DATA-----
 Mud Type Chemical
 Weight 9.20 lb/cf
 Vis. 67.00 S/L
 W.L. 8.50 in3
 F.C. 0.00 in
 Mud Drop N

Amt. of fill 0.00 ft
 Btm. H. Temp. 112.00 F
 Hole Condition Good
 % Porosity 0.00
 Packer Size 6.75 in
 No. of Packers 2
 Cushion Amt. 0.00
 Cushion Type
 Reversed Out N
 Tool Chased N
 Tester Dan Bangle
 Co. Rep. Richard Hall
 Contr. White & Ellis
 Rig # 8
 Unit #
 Pump T.

Test Successful: Y

*** TOOL DIAGRAM *** CONV STRADDLE

WELL NAME: MacDonald #1	P.O. SUB	
	C.O. SUB	3294
LOCATION : 4-16-3-Saline Co Ks	S.I. TOOL Sterling	3300
TICKET No. 10171 D.S.T. No. 2 DATE 6-27-97		
TOTAL TOOL TO BOTTOM OF TOP PACKERS 23		
INTERVAL TOOL	HMV Sterling	3305
BOTTOM PACKERS AND ANCHOR 16	JARS Sterling	3310
TOTAL TOOL 39		
DRILL COLLAR ANCHOR IN INTERVAL		
D.C. ANCHOR STND.Stands Single Total	SAFETY JOINT Bowen	3314
D.P. ANCHOR STND.Stands 4 Single Total 250	n\a	
TOTAL ASSEMBLY 289	PACKER	3317.5
D.C. ABOVE TOOLS.Stands Single Total	DEPTH 3317.5	
D.P. ABOVE TOOLS.Stands 44 Single 1 Total 3294	STUBB 1'	3318
TOTAL DRILL COLLARS DRILL PIPE & TOOLS .. 3627	ANCHOR Alpine Rec. @ 3319	
TOTAL DEPTH 3595	5' Perfs	3323
TOTAL DRILL PIPE ABOVE K.B. 32	Ak-1 Rec. @ 3326	
REMARKS:	5' Perfs	3328
	1' Perfs	3329
	1' Blank-Off	3330
	T.C. 3'	3333
	DEPTH 3333	
	3333	
	1' Stub	3334
	4' Perfs	3338
	PACKER 1' Co Sub	3339
	4 Stds Dp	3589
	1' Co Sub	3590
	Ak-1 Rec. @ 3592	
	BULLNOSE 5' Bullplug	3595
	T.D.	

 ALPINE SUBSURFACE ELECTRONICS PROBE INCREMENTS LISTING

TEST: Tk# 10171 DST# 2 MacDonald #1 Bonneville Fuels Corp
 DATE: 06/27/97 TIME: 20:18:30

	Time	Pressure PSI _g	delta P PSI _g	Temp. DEG F	(T+dT)/dT	P ² /10 ⁶
***** Initial Hydro.	93.00	1624.2	0.0	107.93		
***** Start Flow 1	0.00	7.6	0.0	108.03		
	1.00	15.3	7.6	108.05		
	2.00	15.5	7.9	108.05		
	3.00	15.9	8.2	108.02		
	4.00	16.4	8.8	108.00		
	5.00	16.4	8.7	107.98		
	6.00	16.5	8.9	107.97		
	7.00	16.4	8.8	107.96		
	8.00	16.4	8.7	107.95		
	9.00	16.4	8.7	107.96		
	10.00	16.5	8.9	107.97		
	11.00	16.7	9.1	107.97		
	12.00	16.5	8.9	107.98		
	13.00	16.5	8.9	108.00		
	14.00	16.5	8.9	108.01		
***** End Flow 1	15.00	16.5	8.9	108.03		
***** Start Shutin 1	0.00	16.5	0.0	108.03	0.0000	0.000
	1.00	14.3	-2.2	108.04	16.0000	0.000
	2.00	18.9	2.3	108.07	8.5000	0.000
	3.00	24.3	7.8	108.08	6.0000	0.001
	4.00	33.5	17.0	108.11	4.7500	0.001
	5.00	49.5	33.0	108.13	4.0000	0.002
	6.00	75.6	59.1	108.15	3.5000	0.006
	7.00	118.5	102.0	108.17	3.1429	0.014
	8.00	170.4	153.8	108.21	2.8750	0.029
	9.00	220.0	203.4	108.23	2.6667	0.048
	10.00	263.9	247.3	108.26	2.5000	0.070
	11.00	299.3	282.7	108.30	2.3636	0.090
	12.00	328.9	312.4	108.32	2.2500	0.108
	13.00	353.0	336.5	108.36	2.1538	0.125
	14.00	373.2	356.7	108.39	2.0714	0.139
	15.00	389.6	373.1	108.42	2.0000	0.152
	16.00	404.0	387.5	108.45	1.9375	0.163
	17.00	416.1	399.6	108.48	1.8824	0.173
	18.00	426.7	410.2	108.51	1.8333	0.182
	19.00	435.5	419.0	108.53	1.7895	0.190
	20.00	443.9	427.4	108.56	1.7500	0.197
	21.00	450.9	434.4	108.59	1.7143	0.203
	22.00	457.4	440.9	108.61	1.6818	0.209
	23.00	462.9	446.4	108.64	1.6522	0.214
	24.00	468.4	451.9	108.66	1.6250	0.219
	25.00	473.1	456.6	108.69	1.6000	0.224
	26.00	477.4	460.8	108.71	1.5769	0.228
	27.00	481.5	465.0	108.73	1.5556	0.232
	28.00	485.1	468.6	108.76	1.5357	0.235
***** End Shut-in 1	29.00	488.7	472.2	108.78	1.5172	0.239
***** Start Flow 2	0.00	15.9	0.0	108.78		
	1.00	16.3	0.3	108.79		
	2.00	16.5	0.6	108.80		
	3.00	16.5	0.6	108.80		

ALPINE SUBSURFACE ELECTRONICS PROBE INCREMENTS LISTING

TEST: Tk# 10171 DST# 2 MacDonald #1 Bonneville Fuels Corp

DATE: 06/27/97 TIME: 20:18:30

Time	Pressure PSig	delta P PSig	Temp. DEG F	(T+dT)/dT	P ² /10 ⁶
4.00	16.6	0.7	108.81		
5.00	16.6	0.7	108.82		
6.00	16.8	0.8	108.83		
7.00	16.8	0.8	108.84		
8.00	16.8	0.8	108.86		
9.00	16.9	0.9	108.87		
10.00	16.7	0.8	108.89		
11.00	16.7	0.8	108.91		
12.00	16.7	0.8	108.92		
13.00	16.7	0.8	108.95		
14.00	16.6	0.7	108.96		
15.00	16.6	0.7	108.98		
16.00	16.6	0.7	109.00		
17.00	16.8	0.8	109.02		
18.00	16.7	0.8	109.04		
19.00	16.7	0.8	109.07		
20.00	16.9	0.9	109.08		
21.00	16.9	0.9	109.10		
22.00	16.9	0.9	109.13		
23.00	16.9	0.9	109.15		
24.00	16.7	0.8	109.17		
25.00	16.9	1.0	109.19		
26.00	17.1	1.2	109.21		
27.00	16.9	1.0	109.23		
28.00	16.9	1.0	109.25		
29.00	17.1	1.2	109.27		
30.00	17.1	1.2	109.28		
31.00	17.1	1.2	109.31		
32.00	17.1	1.2	109.33		
33.00	16.9	1.0	109.35		
34.00	17.0	1.1	109.37		
35.00	16.9	0.9	109.39		
36.00	17.0	1.1	109.41		
37.00	17.0	1.1	109.42		
38.00	16.9	1.0	109.44		
39.00	16.9	0.9	109.47		
40.00	17.0	1.1	109.49		
41.00	17.0	1.1	109.50		
42.00	17.1	1.2	109.52		
43.00	16.9	1.0	109.54		
44.00	17.1	1.2	109.56		
45.00	16.9	1.0	109.58		
46.00	17.1	1.2	109.59		
47.00	17.1	1.2	109.61		
48.00	17.1	1.2	109.63		
49.00	17.1	1.2	109.65		
50.00	17.0	1.1	109.67		
51.00	17.0	1.1	109.69		
52.00	17.0	1.1	109.71		
53.00	17.0	1.1	109.72		
54.00	17.0	1.1	109.74		

ALPINE SUBSURFACE ELECTRONICS PROBE INCREMENTS LISTING

TEST: Tk# 10171 DST# 2 MacDonald #1 Bonneville Fuels Corp

DATE: 06/27/97

TIME: 20:18:30

	Time	Pressure PSI _g	delta P PSI _g	Temp. DEG F	(T+dT)/dT	P ² /10 ⁶
	55.00	17.2	1.3	109.76		
	56.00	17.2	1.3	109.78		
	57.00	17.2	1.3	109.79		
	58.00	17.1	1.2	109.81		
	59.00	17.1	1.2	109.83		
	60.00	17.1	1.2	109.85		
	61.00	17.3	1.3	109.87		
	62.00	17.3	1.3	109.88		
	63.00	17.3	1.3	109.90		
	64.00	17.2	1.3	109.92		
	65.00	17.2	1.3	109.93		
	66.00	17.2	1.3	109.95		
	67.00	17.0	1.1	109.97		
	68.00	17.1	1.2	109.98		
	69.00	17.1	1.2	110.00		
	70.00	17.2	1.3	110.02		
	71.00	17.2	1.3	110.04		
	72.00	17.2	1.3	110.05		
	73.00	17.2	1.3	110.07		
	74.00	17.2	1.3	110.08		
	75.00	17.1	1.2	110.10		
	76.00	17.1	1.2	110.11		
	77.00	17.3	1.3	110.13		
	78.00	17.3	1.3	110.14		
	79.00	17.1	1.2	110.17		
	80.00	17.1	1.2	110.18		
	81.00	17.2	1.3	110.20		
	82.00	17.0	1.1	110.21		
	83.00	17.3	1.3	110.22		
	84.00	17.3	1.3	110.25		
	85.00	17.2	1.3	110.26		
	86.00	17.2	1.3	110.27		
	87.00	17.2	1.3	110.29		
	88.00	17.4	1.5	110.30		
	89.00	17.5	1.6	110.32		
	90.00	15.7	-0.3	110.33		
***** End Flow 2	91.00	17.7	1.8	110.35		
***** Start Shutin 2	0.00	17.7	0.0	110.35	0.0000	0.000
	1.00	20.1	2.4	110.37	107.0000	0.000
	2.00	22.8	5.1	110.38	54.0000	0.001
	3.00	26.3	8.6	110.39	36.3333	0.001
	4.00	30.9	13.2	110.41	27.5000	0.001
	5.00	36.3	18.6	110.43	22.2000	0.001
	6.00	43.6	25.9	110.44	18.6667	0.002
	7.00	53.4	35.7	110.46	16.1429	0.003
	8.00	65.0	47.3	110.47	14.2500	0.004
	9.00	79.8	62.1	110.49	12.7778	0.006
	10.00	99.3	81.6	110.51	11.6000	0.01
	11.00	121.0	103.3	110.52	10.6364	0.015
	12.00	144.1	126.4	110.55	9.8333	0.021
	13.00	167.7	150.0	110.56	9.1538	0.028

ALPINE SUBSURFACE ELECTRONICS PROBE INCREMENTS LISTING

TEST: Tk# 10171 DST# 2 MacDonald #1 Bonneville Fuels Corp
 DATE: 06/27/97 TIME: 20:18:30

Time	Pressure PSI _g	delta P PSI _g	Temp. DEG F	(T+dT)/dT	P ² /10 ⁶
14.00	190.7	173.0	110.59	8.5714	0.036
15.00	210.7	193.0	110.60	8.0667	0.044
16.00	229.8	212.1	110.63	7.6250	0.053
17.00	246.7	229.0	110.64	7.2353	0.061
18.00	261.7	244.0	110.67	6.8889	0.068
19.00	275.4	257.7	110.68	6.5789	0.076
20.00	287.6	269.9	110.70	6.3000	0.083
21.00	298.3	280.6	110.72	6.0476	0.089
22.00	308.2	290.5	110.74	5.8182	0.095
23.00	317.1	299.4	110.76	5.6087	0.101
24.00	325.1	307.4	110.78	5.4167	0.106
25.00	332.5	314.8	110.79	5.2400	0.111
26.00	339.1	321.4	110.81	5.0769	0.115
27.00	345.2	327.5	110.83	4.9259	0.119
28.00	351.0	333.3	110.84	4.7857	0.123
29.00	356.3	338.6	110.86	4.6552	0.127
30.00	361.3	343.6	110.88	4.5333	0.131
31.00	365.8	348.1	110.89	4.4194	0.134
32.00	369.9	352.2	110.91	4.3125	0.137
33.00	374.1	356.4	110.91	4.2121	0.140
34.00	377.8	360.1	110.94	4.1176	0.143
35.00	381.4	363.7	110.95	4.0286	0.145
36.00	384.7	367.0	110.97	3.9444	0.148
37.00	387.9	370.2	110.98	3.8649	0.150
38.00	390.8	373.1	110.99	3.7895	0.153
39.00	393.7	376.0	111.01	3.7179	0.155
40.00	396.4	378.7	111.02	3.6500	0.157
41.00	398.9	381.2	111.04	3.5854	0.159
42.00	401.3	383.6	111.05	3.5238	0.161
43.00	403.7	386.0	111.06	3.4651	0.163
44.00	405.9	388.2	111.07	3.4091	0.165
45.00	408.0	390.3	111.10	3.3556	0.167
46.00	410.1	392.4	111.10	3.3043	0.168
47.00	411.9	394.2	111.11	3.2553	0.170
48.00	413.9	396.2	111.13	3.2083	0.171
49.00	415.9	398.2	111.14	3.1633	0.173
50.00	417.5	399.8	111.15	3.1200	0.174
51.00	419.1	401.4	111.17	3.0784	0.176
52.00	420.8	403.1	111.18	3.0385	0.177
53.00	422.3	404.6	111.19	3.0000	0.178
54.00	423.7	406.0	111.21	2.9630	0.180
55.00	425.3	407.6	111.22	2.9273	0.181
56.00	426.8	409.1	111.23	2.8929	0.182
57.00	428.0	410.3	111.24	2.8596	0.183
58.00	429.5	411.7	111.26	2.8276	0.184
59.00	430.8	413.1	111.27	2.7966	0.186
60.00	431.9	414.2	111.28	2.7667	0.187
61.00	433.1	415.4	111.29	2.7377	0.188
62.00	434.4	416.7	111.31	2.7097	0.189
63.00	435.4	417.7	111.32	2.6825	0.190
64.00	436.4	418.7	111.33	2.6562	0.190

 ALPINE SUBSURFACE ELECTRONICS PROBE INCREMENTS LISTING

TEST: Tk# 10171 DST# 2 MacDonald #1 Bonneville Fuels Corp
 DATE: 06/27/97 TIME: 20:18:30

Time	Pressure PSig	delta P PSig	Temp. DEG F	(T+dT)/dT	P ² /10 ⁶
65.00	437.7	420.0	111.34	2.6308	0.192
66.00	438.5	420.8	111.36	2.6061	0.192
67.00	439.4	421.7	111.37	2.5821	0.193
68.00	440.5	422.8	111.38	2.5588	0.194
69.00	441.5	423.8	111.39	2.5362	0.195
70.00	442.4	424.7	111.40	2.5143	0.196
71.00	443.1	425.4	111.42	2.4930	0.196
72.00	444.2	426.5	111.42	2.4722	0.197
73.00	445.0	427.3	111.44	2.4521	0.198
74.00	445.7	428.0	111.45	2.4324	0.199
75.00	446.7	429.0	111.47	2.4133	0.200
76.00	447.3	429.6	111.47	2.3947	0.200
77.00	448.2	430.5	111.49	2.3766	0.201
78.00	448.8	431.1	111.50	2.3590	0.201
79.00	449.7	432.0	111.51	2.3418	0.202
80.00	450.3	432.6	111.52	2.3250	0.203
81.00	451.1	433.4	111.53	2.3086	0.203
82.00	451.7	434.0	111.54	2.2927	0.204
83.00	452.4	434.7	111.55	2.2771	0.205
84.00	452.9	435.2	111.57	2.2619	0.205
85.00	453.4	435.7	111.58	2.2471	0.206
86.00	454.2	436.5	111.59	2.2326	0.206
87.00	454.7	437.0	111.60	2.2184	0.207
88.00	455.4	437.7	111.61	2.2045	0.207
89.00	455.9	438.2	111.62	2.1910	0.208
90.00	456.5	438.8	111.63	2.1778	0.208
91.00	457.0	439.3	111.64	2.1648	0.209
92.00	457.3	439.6	111.65	2.1522	0.209
93.00	457.9	440.2	111.67	2.1398	0.210
94.00	458.5	440.8	111.67	2.1277	0.210
95.00	459.1	441.4	111.68	2.1158	0.211
96.00	459.5	441.8	111.70	2.1042	0.211
97.00	460.0	442.3	111.71	2.0928	0.212
98.00	460.3	442.6	111.72	2.0816	0.212
99.00	460.8	443.1	111.73	2.0707	0.212
100.00	461.3	443.6	111.74	2.0600	0.213
101.00	461.7	444.0	111.76	2.0495	0.213
102.00	462.0	444.3	111.76	2.0392	0.213
103.00	462.3	444.6	111.78	2.0291	0.214
104.00	462.9	445.2	111.78	2.0192	0.214
105.00	463.4	445.7	111.78	2.0095	0.215
106.00	463.7	446.0	111.81	2.0000	0.215
107.00	464.1	446.4	111.81	1.9907	0.215
108.00	464.5	446.8	111.82	1.9815	0.216
109.00	465.0	447.3	111.83	1.9725	0.216
110.00	465.1	447.4	111.84	1.9636	0.216
111.00	465.5	447.8	111.85	1.9550	0.217
112.00	466.0	448.3	111.86	1.9464	0.217
113.00	466.3	448.6	111.87	1.9381	0.217
114.00	466.6	448.9	111.88	1.9298	0.218
115.00	467.0	449.3	111.90	1.9217	0.218

ALPINE SUBSURFACE ELECTRONICS PROBE INCREMENTS LISTING
 TEST: Tk# 10171 DST# 2 MacDonald #1 Bonneville Fuels Corp
 DATE: 06/27/97 TIME: 20:18:30

Time	Pressure PSig	delta P PSig	Temp. DEG F	(T+dT)/dT	P^2/10^6
116.00	467.3	449.6	111.90	1.9138	0.218
117.00	467.7	450.0	111.91	1.9060	0.219
118.00	468.0	450.3	111.92	1.8983	0.219
119.00	468.1	450.4	111.93	1.8908	0.219
120.00	468.5	450.8	111.94	1.8833	0.219
121.00	468.9	451.2	111.95	1.8760	0.220
122.00	469.0	451.3	111.96	1.8689	0.220
123.00	469.3	451.6	111.98	1.8618	0.220
124.00	469.7	452.0	111.98	1.8548	0.221
125.00	470.0	452.3	111.99	1.8480	0.221
126.00	470.2	452.5	112.00	1.8413	0.221
127.00	470.2	452.5	112.01	1.8346	0.221
128.00	470.7	453.0	112.02	1.8281	0.222
129.00	470.9	453.2	112.04	1.8217	0.222
130.00	471.2	453.5	112.04	1.8154	0.222
131.00	471.4	453.7	112.05	1.8092	0.222
132.00	471.7	454.0	112.06	1.8030	0.223
133.00	471.9	454.2	112.07	1.7970	0.223
134.00	472.2	454.5	112.08	1.7910	0.223
135.00	472.5	454.8	112.09	1.7852	0.223
136.00	472.7	455.0	112.09	1.7794	0.223
137.00	472.9	455.2	112.11	1.7737	0.224
138.00	473.1	455.4	112.12	1.7681	0.224
139.00	473.3	455.6	112.12	1.7626	0.224
140.00	473.4	455.7	112.14	1.7571	0.224
141.00	473.7	456.0	112.15	1.7518	0.224
142.00	473.8	456.1	112.15	1.7465	0.224
143.00	473.9	456.2	112.17	1.7413	0.225
144.00	474.2	456.5	112.18	1.7361	0.225
145.00	474.4	456.7	112.19	1.7310	0.225
146.00	474.5	456.8	112.20	1.7260	0.225
147.00	474.8	457.1	112.21	1.7211	0.225
148.00	474.9	457.2	112.21	1.7162	0.226
149.00	474.9	457.2	112.22	1.7114	0.226
150.00	475.3	457.6	112.24	1.7067	0.226
151.00	475.4	457.7	112.24	1.7020	0.226
152.00	475.6	457.9	112.24	1.6974	0.226
153.00	475.7	458.0	112.26	1.6928	0.226
154.00	475.9	458.2	112.26	1.6883	0.227
155.00	476.1	458.4	112.28	1.6839	0.227
156.00	476.4	458.7	112.29	1.6795	0.227
157.00	476.4	458.7	112.28	1.6752	0.227
158.00	476.7	459.0	112.30	1.6709	0.227
159.00	476.8	459.1	112.31	1.6667	0.227
160.00	476.9	459.2	112.32	1.6625	0.227
161.00	477.0	459.3	112.33	1.6584	0.227
162.00	477.4	459.7	112.33	1.6543	0.228
163.00	477.5	459.8	112.34	1.6503	0.228
164.00	477.5	459.8	112.35	1.6463	0.228
165.00	477.7	460.0	112.36	1.6424	0.228
166.00	477.9	460.2	112.37	1.6386	0.228

 ALPINE SUBSURFACE ELECTRONICS PROBE INCREMENTS LISTING

TEST: Tk# 10171 DST# 2 MacDonald #1 Bonneville Fuels Corp
 DATE: 06/27/97 TIME: 20:18:30

	Time	Pressure PSig	delta P PSig	Temp. DEG F	(T+dT)/dT	P^2/10^6
	167.00	478.3	460.6	112.38	1.6347	0.229
	168.00	478.0	460.3	112.39	1.6310	0.229
	169.00	478.3	460.6	112.40	1.6272	0.229
	170.00	478.4	460.7	112.40	1.6235	0.229
	171.00	478.5	460.8	112.41	1.6199	0.229
	172.00	478.6	460.9	112.43	1.6163	0.229
	173.00	478.9	461.2	112.44	1.6127	0.229
	174.00	479.1	461.4	112.43	1.6092	0.230
	175.00	479.1	461.4	112.44	1.6057	0.230
	176.00	474.4	456.7	112.46	1.6023	0.225
	177.00	475.7	458.0	112.47	1.5989	0.226
	178.00	476.6	458.9	112.47	1.5955	0.227
	179.00	477.2	459.5	112.48	1.5922	0.228
***** End Shut-in 2	180.00	477.5	459.8	112.49	1.5889	0.228
***** Final Hydro.	414.00	1572.1	0.0	112.59		

TEST HISTORY

Tk# 10171 DST# 2 MacDonald #1 Bonneville Fuels Corp

Flag Points

	t (Min.)	P (PSig)
A:	0.00	1624.25
B:	0.00	7.63
C:	15.00	16.53
D:	29.00	488.70
E:	0.00	15.94
F:	91.00	17.70
G:	180.00	477.54
Q:	0.00	1572.13

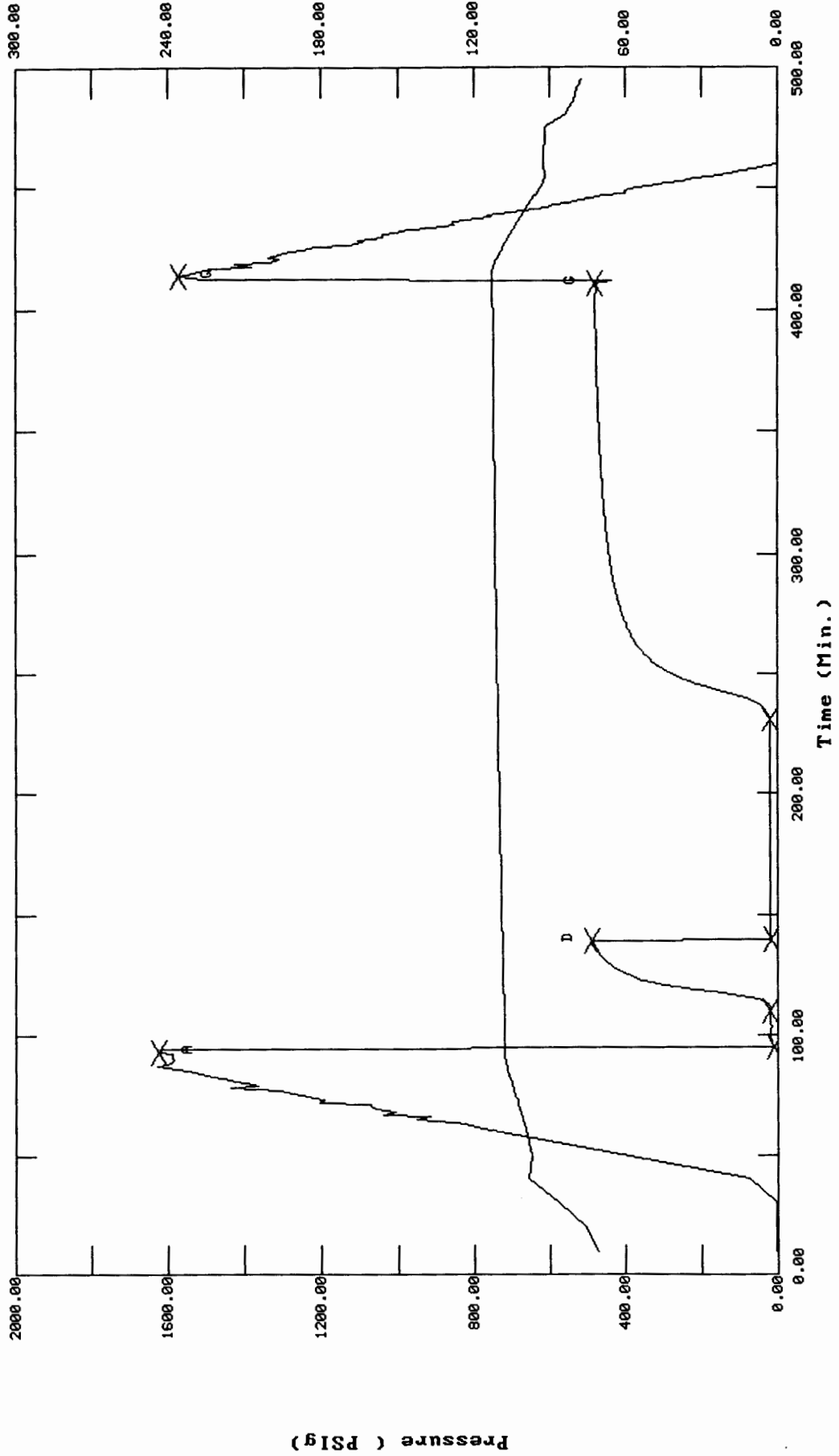




CHART PAGE



This is a photocopy of the actual AK-1 recorder chart

CHART PAGE



This is a photocopy of the actual AK-1 recorder chart

TRILOBITE TESTING L.L.C.

P.O. Box 362 • Hays, Kansas 67601

Test Ticket

N^o 10171

Well Name & No. MacDonald #1 Test No. 2 Date 6-27-97
 Company Boonerville Fuels Corp. Zone Tested Mequoketa
 Address _____ Elevation 1318 KB 1313 GL
 Co. Rep / Geo. Rick Hall Cont. White & Ellis Drlg Est. Ft. of Pay _____ Por. _____ %
 Location: Sec. 4 Twp. 16 Rge. 3 Co. Saline State Ks
 No. of Copies _____ Distribution Sheet (Y, N) _____ Turnkey (Y, N) Evaluation (Y, N) _____

Interval Tested 3317.5 - 3333 Initial Str Wt./Lbs. 44000 Unseated Str Wt./Lbs. 44000
 Anchor Length 16' Wt. Set Lbs. 30,000 Wt. Pulled Loose/Lbs. 45,000
 Top Packer Depth 3317.5 Tool Weight 1400
 Bottom Packer Depth 3333 Hole Size — 7 7/8" _____ Rubber Size — 6 3/4" _____
 Total Depth 3595 Wt. Pipe Run _____ Drill Collar Run _____
 Mud Wt. 9.2 LCM _____ Vis. 67 WL 8.5 Drill Pipe Size 4.5 XH Ft. Run 3294
 Blow Description I.F. Weak - Died in 12 min.

F.F. No blow

Recovery — Total Feet	GIP	Ft. in DC	Ft. in DP	%gas	%oil	%water	%mud
<u>2</u>			<u>2</u>				
Rec. <u>2</u> Feet Of <u>D.M.</u>							
Rec. _____ Feet Of _____							
Rec. _____ Feet Of _____							
Rec. _____ Feet Of _____							
Rec. _____ Feet Of _____							

BHT 112 °F Gravity _____ °API D@ _____ °F Corrected Gravity _____ °API
 RW _____ @ _____ °F Chlorides _____ ppm Recovery Chlorides 1300 ppm System

(A) Initial Hydrostatic Mud	<u>1666</u> <u>1624</u> PSI	Recorder No. <u>2357</u>	T-Started <u>20:18</u>
(B) First Initial Flow Pressure	<u>39</u> <u>15</u> PSI	(depth) <u>3319</u>	T-Open <u>21:53</u>
(C) First Final Flow Pressure	<u>39</u> <u>17</u> PSI	Recorder No. <u>13754</u>	T-Pulled <u>03:10</u>
(D) Initial Shut-in Pressure	<u>482</u> <u>489</u> PSI	(depth) <u>3326</u>	T-Out <u>04:40</u>
(E) Second Initial Flow Pressure	<u>59</u> <u>16</u> PSI	Recorder No. <u>13249</u>	
(F) Second Final Flow Pressure	<u>59</u> <u>18</u> PSI	(depth) <u>3592</u>	
(G) Final Shut-in Pressure	<u>492</u> <u>478</u> PSI	Initial Opening <u>15</u>	Test <u>600</u>
(H) Final Hydrostatic Mud	<u>1636</u> <u>1572</u> PSI	Initial Shut-in <u>30</u>	Jars <input checked="" type="checkbox"/> <u>200</u>
	<u>AK-1</u> <u>Alpine</u>	Final Flow <u>90</u>	Safety Joint <input checked="" type="checkbox"/> <u>50</u>
		Final Shut-in <u>180</u>	Straddle <input checked="" type="checkbox"/> <u>250</u>

TRILOBITE TESTING L.L.C. SHALL NOT BE LIABLE FOR DAMAGE OF ANY KIND OF THE PROPERTY OR PERSONNEL OF THE ONE FOR WHOM A TEST IS MADE, OR FOR ANY LOSS SUFFERED OR SUSTAINED, DIRECTLY OR INDIRECTLY, THROUGH THE USE OF ITS EQUIPMENT, OR ITS STATEMENTS OR OPINION CONCERNING THE RESULTS OF ANY TEST. TOOLS LOST OR DAMAGED IN THE HOLE SHALL BE PAID FOR AT COST BY THE PARTY FOR WHOM THE TEST IS MADE.

Approved By [Signature]
 Our Representative Dan Rangle

Circ. Sub _____
 Sampler _____
 Extra Packer _____
 Elect. Rec. 150
 Other _____
 TOTAL PRICE \$ 1250