



Ricketts Testing

Company Mull Drilling Company, Inc. Lease & Well No. Hanks #1-E

Elevation 2694 K.B. Formation Kansas City Effective Pay _____ ft. Ticket No. 95

Date 6-5-83 Sec. 21 Twp. 17S Range 27W County Lane State Kansas

Test Approved by Vernon Schrag Ricketts Representative Jim Ricketts

Formation Test No. 1 Interval Tested from 4150 ft. to 4205 ft. Total Depth 4205 ft.

Packer Depth 4150 ft. Size 6 3/4 in. Packer Depth _____ ft. Size _____ in.

Packer Depth 4147 ft. Size 6 3/4 in. Packer Depth _____ ft. Size _____ in.

Depth of Selective Zone Set _____

Top Recorder Depth (Inside) 4195 ft. Recorder Number 13564 Cap. 4475

Bottom Recorder Depth (Outside) 4198 ft. Recorder Number 13565 Cap. 4475

Below Straddle Recorder Depth _____ ft. Recorder Number _____ Cap. _____

Drilling Contractor Murfin Drilling Rig 16 Drill Collar Length 201 I.D. 2.25 in

Mud Type Chemical Viscosity 45 Weight Pipe Length 404 I.D. 3.0 in

Weight 9.4 Water Loss 12.8 cc. Drill Pipe Length 3525 I.D. 3.25 in

Chlorides 18,000 P.P.M. Test Tool Length 20 ft. Tool Size 5 1/2 in

Jars: Make _____ Serial Number _____ Anchor Length 55 ft. Size 5 1/2 in

Did Well Flow? No Reversed Out No Surface Choke Size 3/4 in. Bottom Choke Size 3/4 in

Main Hole Size 7 7/8 in. Tool Joint Size 4 1/2 FH in

Blow: Weak blow building to 4 inches Initial Flow Period.

Weak blow building to medium blow Final Flow Period.

Recovered 5 ft. of Clean Oil

Recovered 55 ft. of Heavy Oil Cut Mud 25% Oil 5% Water 75% Mud

Recovered 60 ft. of Oil & Water Cut Mud 20% Oil 20% Water 60% Mud

Recovered 60 ft. of Slightly Oil Cut Mud & Water 5% Oil 45% Water 50% Mud

Recovered 60 ft. of Slightly Oil Cut Mud & Water 5% Oil 65% Water 30% Mud

Remarks: DST Fluid Chlorides 44,000 PPM

Time Set Packer (s) 7:37 ~~XXXXX~~ P.M. Time Started Off Bottom 11:22 ~~XXXX~~ P.M. Maximum Temperature 118°

Initial Hydrostatic Pressure (A) 2135 P.S.I.

Initial Flow Period Minutes 30 (B) 63 P.S.I. to (C) 67 P.S.I.

Initial Closed In Period Minutes 45 (D) 1202 P.S.I.

Final Flow Period Minutes 90 (E) 102 P.S.I. to (F) 138 P.S.I.

Final Closed In Period Minutes 60 (G) 1150 P.S.I.

Final Hydrostatic Pressure (H) 2115 P.S.I.

RICKETTS TESTING

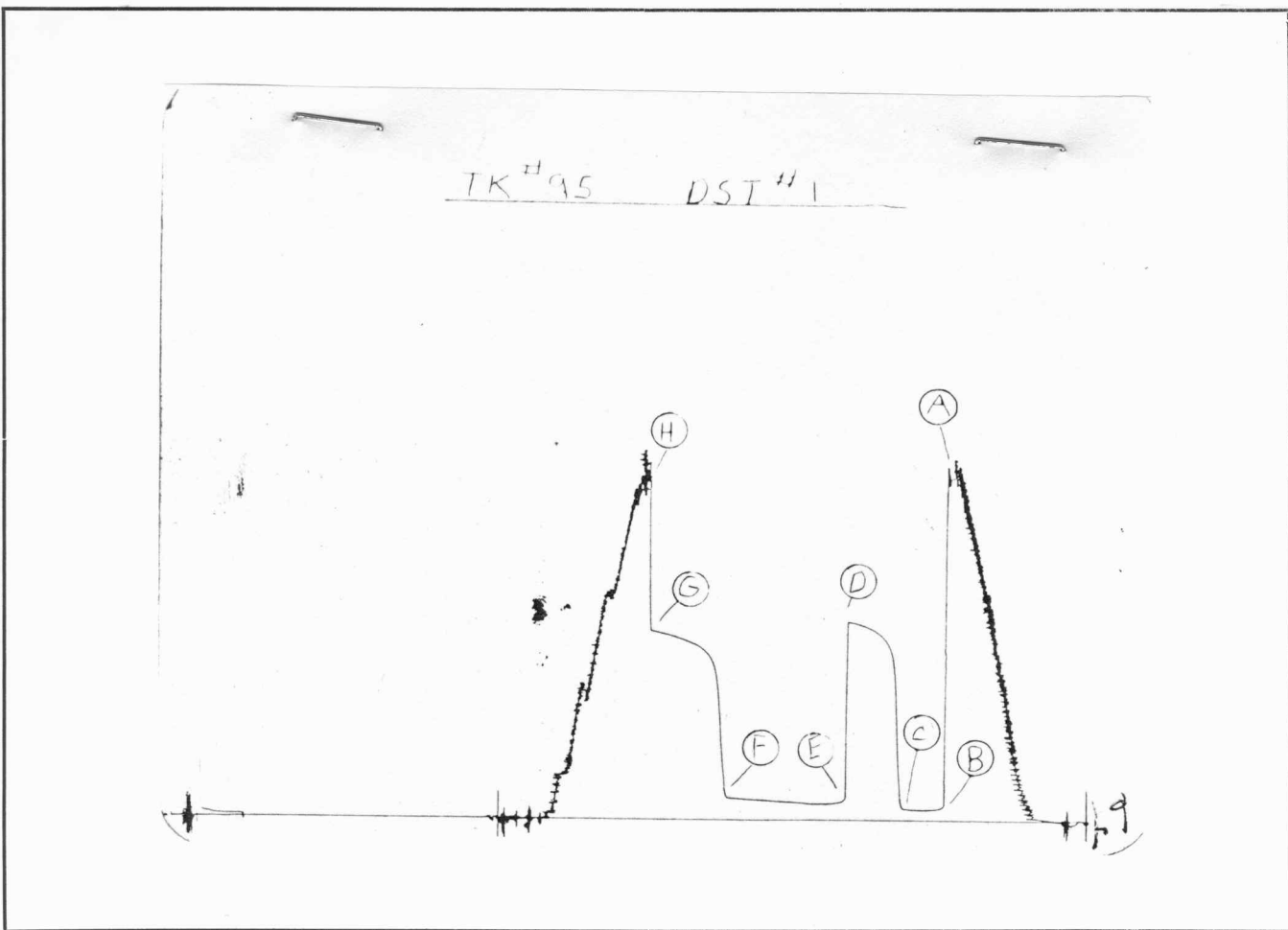
Pressure Data

Date 6-5-83 Test Ticket No. 95
 Recorder No. 13564 Capacity 4475 Location 4195
 Clock No. _____ Elevation 2694 K.B. Well Temperature 118

Point	Pressure		Time Given	P	M	Time Computed
A Initial Hydrostatic Mud	2135	P.S.I.	7:37			
B First Initial Flow Pressure	63	P.S.I.	30			30
C First Final Flow Pressure	67	P.S.I.	45			45
D Initial Closed-in Pressure	1202	P.S.I.	90			90
E Second Initial Flow Pressure	102	P.S.I.	60			60
F Second Final Flow Pressure	138	P.S.I.				
G Final Closed-in Pressure	1150	P.S.I.				
H Final Hydrostatic Mud	2115	P.S.I.				

PRESSURE BREAKDOWN

First Flow Pressure		Initial Shut-In		Second Flow Pressure		Final Shut-In	
Breakdown: <u>6</u> Inc.		Breakdown: <u>15</u> Inc.		Breakdown: <u>18</u> Inc.		Breakdown: <u>19</u> Inc.	
of <u>5</u> mins. and a		of <u>3</u> mins. and a		of <u>5</u> mins. and a		of <u>3</u> mins. and a	
final inc. of _____ Min.		final inc. of _____ Min.		final inc. of _____ Min.		final inc. of _____ Min.	
Point Mins.	Press.	Point Minutes	Press.	Point Minutes	Press.	Point Minutes	Press.
P 1	0	0	67	0	102	0	138
P 2	5	3	250	5	102	3	322
P 3	10	6	891	10	102	6	707
P 4	15	9	1026	15	102	9	908
P 5	20	12	1078	20	102	12	975
P 6	25	15	1106	25	102	15	1011
P 7	30	18	1131	30	104	18	1033
P 8	35	21	1147	35	107	21	1051
P 9	40	24	1160	40	111	24	1065
P10	45	27	1169	45	114	27	1073
P11	50	30	1180	50	116	30	1085
P12	55	33	1188	55	120	33	1094
P13	60	36	1195	60	124	36	1103
P14	65	39	1199	65	126	39	1109
P15	70	42	1201	70	128	42	1118
P16	75	45	1202	75	130	45	1125
P17	80	48		80	132	48	1131
P18	85	51		85	135	51	1136
P19	90	54		90	138	54	1143
P20	95	57				57	1147
		60				60	1150



This is an actual photograph of recorder chart.

POINT	PRESSURE		
	Field Reading	Office Reading	
(A) Initial Hydrostatic Mud	2137	2135	PSI
(B) First Initial Flow Pressure	68	63	PSI
(C) First Final Flow Pressure	79	67	PSI
(D) Initial Closed-in Pressure	1208	1202	PSI
(E) Second Initial Flow Pressure	102	102	PSI
(F) Second Final Flow Pressure	136	138	PSI
(G) Final Closed-in Pressure	1141	1150	PSI
(H) Final Hydrostatic Mud	2126	2115	PSI



Ricketts Testing

Company Mull Drilling Company, Inc. Lease & Well No. Hanks #1-E
 Elevation 2694 K.B. Formation Kansas City Effective Pay _____ ft. Ticket No. 96
 Date 6-6-83 Sec. 21 Twp. 17S Range 27W County Lane State Kansas
 Test Approved by Vernon Schrag Ricketts Representative Jim Ricketts
 Formation Test No. 2 Interval Tested from 4211 ft. to 4249 ft. Total Depth 4249
 Packer Depth 4211 ft. Size 6 3/4 in. Packer Depth _____ ft. Size _____ in.
 Packer Depth 4208 ft. Size 6 3/4 in. Packer Depth _____ ft. Size _____ in.

Depth of Selective Zone Set _____
 Top Recorder Depth (Inside) 4239 ft. Recorder Number 13564 Cap. 4475
 Bottom Recorder Depth (Outside) 4242 ft. Recorder Number 13565 Cap. 4475
 Below Straddle Recorder Depth _____ ft. Recorder Number _____ Cap. _____
 Drilling Contractor Murfin Drilling Rig 16 Drill Collar Length 201 I.D. 2.25
 Mud Type Chemical Viscosity 48 Weight Pipe Length 404 I.D. 3.0
 Weight 9.2 Water Loss 10.4 cc. Drill Pipe Length 3586 I.D. 3.25
 Chlorides 19,000 P.P.M. Test Tool Length 20 ft. Tool Size 5 1/2
 Jars: Make _____ Serial Number _____ Anchor Length 38 ft. Size 5 1/2
 Did Well Flow? No Reversed Out No Surface Choke Size 3/4 in. Bottom Choke Size 3/4
 Main Hole Size 7 7/8 in. Tool Joint Size 4 1/2 FH

Blow: Strong blow in 15 minutes Initial Flow Period.
Strong blow throughout Final Flow Period.

Recovered 180 ft. of Free Oil
 Recovered 120 ft. of Heavy Oil Cut Mud 25% Oil 8% Water 67% Mud
 Recovered 240 ft. of Mud Cut Water
 Recovered 660 ft. of Gas in Pipe

Recovered _____ ft. of _____
 Remarks: DST Fluid Chlorides 60,000 PPM

Time Set Packer (s) <u>12:47</u>	P.M. <u>A.M.</u>	Time Started Off Bottom <u>4:02</u>	P.M. <u>A.M.</u>	Maximum Temperature <u>118°</u>
Initial Hydrostatic Pressure..... (A)		<u>2117</u>	<u>P.S.I.</u>	
Initial Flow Period..... Minutes <u>30</u>	(B)	<u>53</u>	<u>P.S.I.</u>	to
	(C)	<u>105</u>	<u>P.S.I.</u>	
Initial Closed In Period..... Minutes <u>45</u>	(D)	<u>1118</u>	<u>P.S.I.</u>	
Final Flow Period..... Minutes <u>60</u>	(E)	<u>147</u>	<u>P.S.I.</u>	to
	(F)	<u>230</u>	<u>P.S.I.</u>	
Final Closed In Period..... Minutes <u>60</u>	(G)	<u>1119</u>	<u>P.S.I.</u>	
Final Hydrostatic Pressure..... (H)		<u>2082</u>	<u>P.S.I.</u>	

RICKETTS TESTING

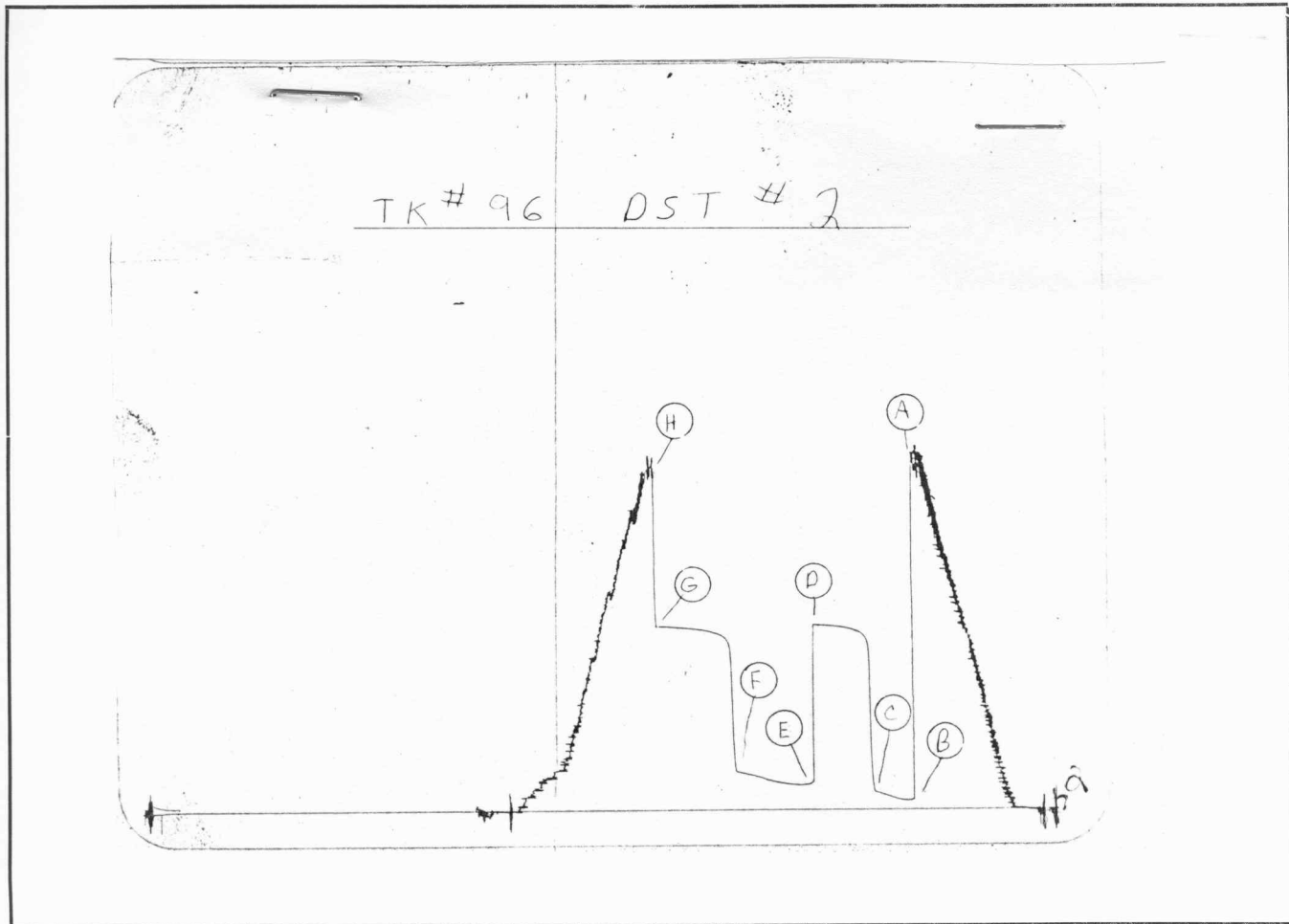
Pressure Data

Date 6-6-83 Test Ticket No. 96
 Recorder No. 13564 Capacity 4475 Location 4239 Ft.
 Clock No. _____ Elevation 2694 K.B. Well Temperature 118 °F

Point	Pressure	Time Given	Time Computed
A Initial Hydrostatic Mud <u>2117</u> P.S.I.	2117	12:47 P M	
B First Initial Flow Pressure <u>53</u> P.S.I.	53	30 Mins.	30 Mins.
C First Final Flow Pressure <u>105</u> P.S.I.	105	45 Mins.	45 Mins.
D Initial Closed-in Pressure <u>1118</u> P.S.I.	1118	60 Mins.	60 Mins.
E Second Initial Flow Pressure <u>147</u> P.S.I.	147	60 Mins.	60 Mins.
F Second Final Flow Pressure <u>230</u> P.S.I.	230		
G Final Closed-in Pressure <u>1119</u> P.S.I.	1119		
H Final Hydrostatic Mud <u>2082</u> P.S.I.	2082		

PRESSURE BREAKDOWN

Point Mins.	First Flow Pressure Breakdown: <u>6</u> Inc. of <u>5</u> mins. and a final inc. of _____ Min.		Initial Shut-In Breakdown: <u>15</u> Inc. of <u>3</u> mins. and a final inc. of _____ Min.		Second Flow Pressure Breakdown: <u>12</u> Inc. of <u>5</u> mins. and a final inc. of _____ Min.		Final Shut-In Breakdown: <u>20</u> Inc. of <u>3</u> mins. and a final inc. of _____ Min.	
	Press.	Point Minutes	Press.	Point Minutes	Press.	Point Minutes	Press.	Point Minutes
P 1 0	53	0	105	0	147	0	230	
P 2 5	53	3	941	5	147	3	990	
P 3 10	56	6	1047	10	147	6	1042	
P 4 15	68	9	1071	15	151	9	1058	
P 5 20	81	12	1081	20	155	12	1068	
P 6 25	94	15	1090	25	162	15	1074	
P 7 30	105	18	1097	30	170	18	1082	
P 8 35		21	1103	35	179	21	1088	
P 9 40		24	1106	40	194	24	1092	
P10 45		27	1109	45	204	27	1096	
P11 50		30	1113	50	214	30	1099	
P12 55		33	1115	55	222	33	1101	
P13 60		36	1117	60	230	36	1104	
P14 65		39	1118	65		39	1106	
P15 70		42	1118	70		42	1107	
P16 75		45	1118	75		45	1109	
P17 80		48		80		48	1110	
P18 85		51		85		51	1113	
P19 90		54		90		54	1118	
P19 95		57				57	1119	
P20		60				60	1119	



This is an actual photograph of recorder chart.

POINT	PRESSURE		
	Field Reading	Office Reading	
(A) Initial Hydrostatic Mud	2171	2117	PSI
(B) First Initial Flow Pressure	68	53	PSI
(C) First Final Flow Pressure	113	105	PSI
(D) Initial Closed-in Pressure	1118	1118	PSI
(E) Second Initial Flow Pressure	147	147	PSI
(F) Second Final Flow Pressure	238	230	PSI
(G) Final Closed-in Pressure	1118	1119	PSI
(H) Final Hydrostatic Mud	2115	2082	PSI



Ricketts Testing

Company Mull Drilling Company, Inc. Lease & Well No. Hanks #1-E
 Elevation 2694 K.B. Formation Kansas City Effective Pay _____ ft. Ticket No. 97
 Date 6-7-83 Sec. 21 Twp. 17S Range 27W County Lane State Kansas
 Test Approved by Vernon Schrag Ricketts Representative Jim Ricketts
 Formation Test No. 3 Interval Tested from 4246 ft. to 4272 ft. Total Depth 4272 ft.
 Packer Depth 4246 ft. Size 6 3/4 in. Packer Depth _____ ft. Size _____ in.
 Packer Depth 4243 ft. Size 6 3/4 in. Packer Depth _____ ft. Size _____ in.
 Depth of Selective Zone Set _____

Top Recorder Depth (Inside) 4262 ft. Recorder Number 13564 Cap. 4475
 Bottom Recorder Depth (Outside) 4365 ft. Recorder Number 13565 Cap. 4475
 Below Straddle Recorder Depth _____ ft. Recorder Number _____ Cap. _____

Drilling Contractor Murfin Drilling Rig #16 Drill Collar Length 201 I.D. 2.25 in.
 Mud Type Chemical Viscosity 48 Weight Pipe Length 404 I.D. 3.0 in.
 Weight 9.2 Water Loss 10.4 cc. Drill Pipe Length 3621 I.D. 3.25 in.
 Chlorides 19,000 P.P.M. Test Tool Length 20 ft. Tool Size 5 1/2 in.
 Jars: Make _____ Serial Number _____ Anchor Length 26 ft. Size 5 1/2 in.
 Did Well Flow? No Reversed Out No Surface Choke Size 3/4 in. Bottom Choke Size 3/4 in.
 Main Hole Size 7 7/8 in. Tool Joint Size 4 1/2 FH in.

Blow: Weak blow building to 2 inches in water. Initial Flow Period.
Weak blow building to 4 inches in water Final Flow Period.

Recovered 2 ft. of Free Oil
 Recovered 20 ft. of Oil Cut Mud 5% Oil 10% Water 85% Mud
 Recovered 120 ft. of Water & mud 50% Water 50% Mud
 Recovered 120 ft. of Gas in Pipe
 Recovered _____ ft. of _____

Remarks: DST Fluid Chlorides 36,000 PPM

Time Set Packer (s) 4:05 ~~XXXX~~ P.M. Time Started Off Bottom 7:50 ~~XXXX~~ P.M. Maximum Temperature 118°
 Initial Hydrostatic Pressure (A) 2197 P.S.I.
 Initial Flow Period Minutes 30 (B) 31 P.S.I. to
 (C) 36 P.S.I.
 Initial Closed In Period Minutes 45 (D) 879 P.S.I.
 Final Flow Period Minutes 90 (E) 59 P.S.I. to
 (F) 81 P.S.I.
 Final Closed In Period Minutes 60 (G) 872 P.S.I.
 Final Hydrostatic Pressure (H) 2136 P.S.I.

RICKETTS TESTING

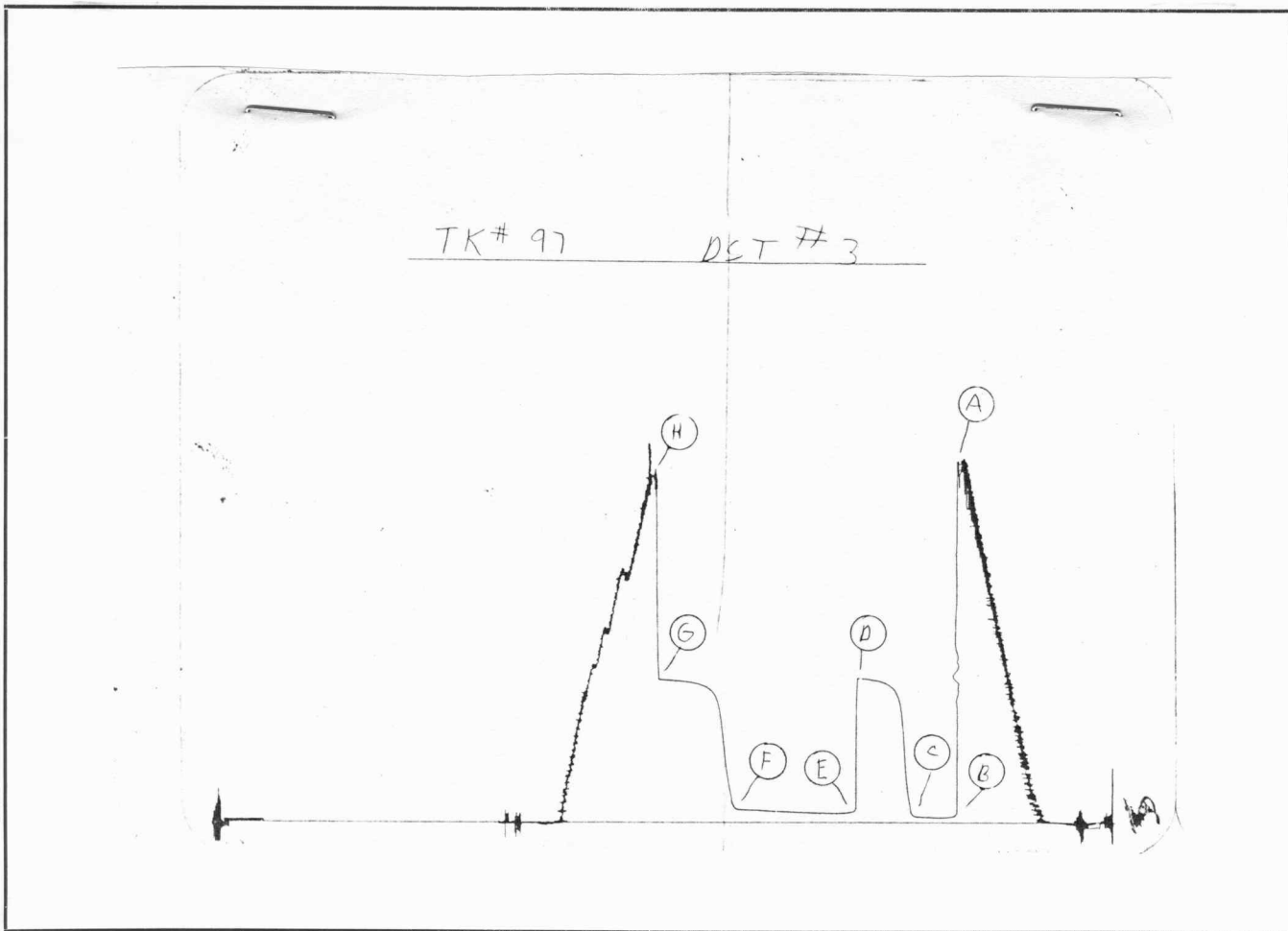
Pressure Data

Date 6-7-83 Test Ticket No. 97
 Recorder No. 13564 Capacity 4475 Location 4262
 Clock No. _____ Elevation 2694 K.B. Well Temperature 118

Point	Pressure	Time Given	Time Computed
A Initial Hydrostatic Mud	2197 P.S.I.	4:05 P M	
B First Initial Flow Pressure	31 P.S.I.	30 Mins.	30 Mins.
C First Final Flow Pressure	36 P.S.I.	45 Mins.	45 Mins.
D Initial Closed-in Pressure	879 P.S.I.	90 Mins.	90 Mins.
E Second Initial Flow Pressure	59 P.S.I.	60 Mins.	60 Mins.
F Second Final Flow Pressure	81 P.S.I.		
G Final Closed-in Pressure	872 P.S.I.		
H Final Hydrostatic Mud	2136 P.S.I.		

PRESSURE BREAKDOWN

Point Mins.	First Flow Pressure		Initial Shut-In		Second Flow Pressure		Final Shut-In	
	Breakdown:	Inc.	Breakdown:	Inc.	Breakdown:	Inc.	Breakdown:	Inc.
	of 5 mins. and a final inc. of		of 3 mins. and a final inc. of		of 5 mins. and a final inc. of		of 3 mins. and a final inc. of	
Point Mins.	Press.	Point Minutes	Press.	Point Minutes	Press.	Point Minutes	Press.	
P 1 0	31	0	36	0	59	0	81	
P 2 5	31	3	41	5	59	3	94	
P 3 10	31	6	120	10	59	6	185	
P 4 15	32	9	364	15	59	9	323	
P 5 20	34	12	696	20	59	12	578	
P 6 25	35	15	781	25	59	15	734	
P 7 30	36	18	818	30	60	18	786	
P 8 35		21	835	35	61	21	811	
P 9 40		24	849	40	63	24	828	
P10 45		27	859	45	64	27	836	
P11 50		30	864	50	66	30	844	
P12 55		33	868	55	68	33	851	
P13 60		36	872	60	69	36	855	
P14 65		39	876	65	71	39	859	
P15 70		42	878	70	75	42	862	
P16 75		45	879	75	77	45	864	
P17 80		48		80	78	48	866	
P18 85		51		85	80	51	868	
P19 90		54		90	81	54	869	
P20 95		57				57	871	
		60				60	872	



This is an actual photograph of recorder chart.

POINT	PRESSURE		PSI
	Field Reading	Office Reading	
(A) Initial Hydrostatic Mud	2193	2197	PSI
(B) First Initial Flow Pressure	22	31	PSI
(C) First Final Flow Pressure	34	36	PSI
(D) Initial Closed-in Pressure	871	879	PSI
(E) Second Initial Flow Pressure	56	59	PSI
(F) Second Final Flow Pressure	79	81	PSI
(G) Final Closed-in Pressure	871	872	PSI
(H) Final Hydrostatic Mud	2137	2136	PSI



Ricketts Testing

Company Mull Drilling Company, Inc. Lease & Well No. Hanks #1-E
 Elevation 2694 K.B. Formation Kansas City Effective Pay _____ ft. Ticket No. 98
 Date 6-7-83 Sec. 21 Twp. 17S Range 27W County Lane State Kansas
 Test Approved by Vernon Schrag Ricketts Representative Jim Ricketts
 Formation Test No. 4 Interval Tested from 4287 ft. to 4312 ft. Total Depth 4312 ft.
 Packer Depth 4287 ft. Size 6 3/4 in. Packer Depth _____ ft. Size _____ in.
 Packer Depth 4290 ft. Size 6 3/4 in. Packer Depth _____ ft. Size _____ in.

Depth of Selective Zone Set _____
 Top Recorder Depth (Inside) 4302 ft. Recorder Number 13564 Cap. 4475
 Bottom Recorder Depth (Outside) 4305 ft. Recorder Number 13565 Cap. 4475
 Below Straddle Recorder Depth _____ ft. Recorder Number _____ Cap. _____

Drilling Contractor Murfin Drilling Rig 16 Drill Collar Length _____ I.D. _____ in.
 Mud Type Chemical Viscosity 44 Weight Pipe Length 404 I.D. 3.0 in.
 Weight 9.2 Water Loss 11.2 cc. Drill Pipe Length 3863 I.D. 3.25 in.
 Chlorides 18,000 P.P.M. Test Tool Length 20 ft. Tool Size 5 1/2 in.
 Jars: Make _____ Serial Number _____ Anchor Length 25 ft. Size 5 1/2 in.
 Did Well Flow? No Reversed Out No Surface Choke Size 3/4 in. Bottom Choke Size 3/4 in.
 Main Hole Size 7 7/8 in. Tool Joint Size 4 1/2 FH in.

Blow: Weak blow. Died in 15 minutes Initial Flow Period. No blow Finfal Flow Period.
Flushed Tool - No help/.

Recovered 40 ft. of Mud
 Recovered _____ ft. of _____
 Recovered _____ ft. of _____
 Recovered _____ ft. of _____
 Recovered _____ ft. of _____

Remarks: _____

Time Set Packer (s) 7:57 ~~XXX~~ P.M. Time Started Off Bottom 9:57 ~~XXX~~ P.M. Maximum Temperature 114°
 Initial Hydrostatic Pressure.....(A) 2196 P.S.I.
 Initial Flow Period.....Minutes 30 (B) 29 P.S.I. to
 (C) 29 P.S.I.
 Initial Closed In Period.....Minutes 30 (D) 864 P.S.I.
 Final Flow Period.....Minutes 30 (E) 35 P.S.I. to
 (F) 35 P.S.I.
 Final Closed In Period.....Minutes 30 (G) 565 P.S.I.
 Final Hydrostatic Pressure.....(H) 2196 P.S.I.

RICKETTS TESTING

Pressure Data

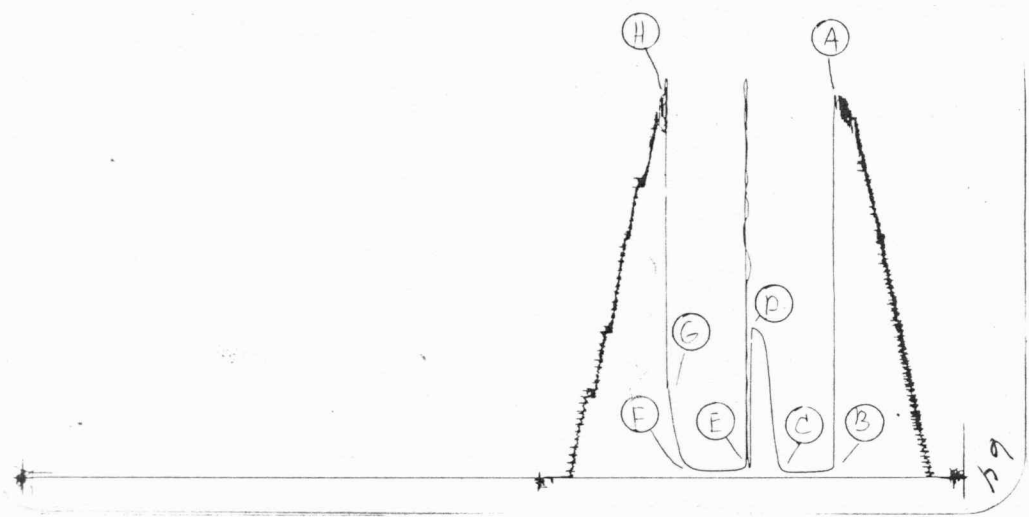
Date 6-7-83 Test Ticket No. 98
 Recorder No. 13564 Capacity 4475 Location 4302 Ft.
 Clock No. _____ Elevation 2496 K.B. Well Temperature 114 °F

Point	Pressure		Time Given		Time Computed
A Initial Hydrostatic Mud	<u>2196</u>	P.S.I.	<u>7:57</u>	P M	
B First Initial Flow Pressure	<u>29</u>	P.S.I.	<u>30</u>	Mins.	<u>30</u> Mins.
C First Final Flow Pressure	<u>29</u>	P.S.I.	<u>30</u>	Mins.	<u>30</u> Mins.
D Initial Closed-in Pressure	<u>864</u>	P.S.I.	<u>30</u>	Mins.	<u>30</u> Mins.
E Second Initial Flow Pressure	<u>35</u>	P.S.I.	<u>30</u>	Mins.	<u>30</u> Mins.
F Second Final Flow Pressure	<u>35</u>	P.S.I.			
G Final Closed-in Pressure	<u>565</u>	P.S.I.			
H Final Hydrostatic Mud	<u>2196</u>	P.S.I.			

PRESSURE BREAKDOWN

Point Mins.	First Flow Pressure Breakdown: <u>6</u> Inc. of <u>5</u> mins. and a final inc. of _____ Min.		Initial Shut-In Breakdown: <u>10</u> Inc. of <u>3</u> mins. and a final inc. of _____ Min.		Second Flow Pressure Breakdown: <u>6</u> Inc. of <u>5</u> mins. and a final inc. of _____ Min.		Final Shut-In Breakdown: <u>10</u> Inc. of <u>3</u> mins. and a final inc. of _____ Min.	
	Point Minutes	Press.	Point Minutes	Press.	Point Minutes	Press.	Point Minutes	Press.
P 1	0	29	0	29	0	35	0	35
P 2	5	29	3	31	5	35	3	36
P 3	10	29	6	36	10	35	6	40
P 4	15	29	9	67	15	35	9	45
P 5	20	29	12	195	20	35	12	53
P 6	25	29	15	445	25	35	15	68
P 7	30	29	18	711	30	35	18	95
P 8	35		21	814	35		21	156
P 9	40		24	845	40		24	255
P10	45		27	859	45		27	409
P11	50		30	864	50		30	565
P12	55		33		55		33	
P13	60		36		60		36	
P14	65		39		65		39	
P15	70		42		70		42	
P16	75		45		75		45	
P17	80		48		80		48	
P18	85		51		85		51	
P19	90		54		90		54	
P20	95		57				57	
			60				60	

TK # 98 DST # 4



This is an actual photograph of recorder chart.

POINT	PRESSURE		PSI
	Field Reading	Office Reading	
(A) Initial Hydrostatic Mud	2204	2196	PSI
(B) First Initial Flow Pressure	34	29	PSI
(C) First Final Flow Pressure	34	29	PSI
(D) Initial Closed-in Pressure	882	864	PSI
(E) Second Initial Flow Pressure	34	35	PSI
(F) Second Final Flow Pressure	34	35	PSI
(G) Final Closed-in Pressure	556	565	PSI
(H) Final Hydrostatic Mud	2208	2196	PSI



Ricketts Testing

Company Mull Drilling Company Lease & Well No. Hanks #1-E
 Elevation 2694 K.B. Formation Fort Scott Effective Pay _____ ft. Ticket No. 99
 Date 6-9-83 Sec. 21 Twp. 17S Range 27W County Lane State Kansas
 Test Approved by Vernon Schrag Ricketts Representative Jim Ricketts
 Formation Test No. 5 Interval Tested from 4486 ft. to 4530 ft. Total Depth 4530 ft.
 Packer Depth 4486 ft. Size 6 3/4 in. Packer Depth _____ ft. Size _____ in.
 Packer Depth 4483 ft. Size 6 3/4 in. Packer Depth _____ ft. Size _____ in.
 Depth of Selective Zone Set _____

Top Recorder Depth (Inside) 4520 ft. Recorder Number 13564 Cap. 4475
 Bottom Recorder Depth (Outside) 4523 ft. Recorder Number 13565 Cap. 4475
 Below Straddle Recorder Depth _____ ft. Recorder Number _____ Cap. _____

Drilling Contractor Murfin Drilling Rig 16 Drill Collar Length _____ I.D. _____ in.
 Mud Type Chemical Viscosity 51 Weight Pipe Length 404 I.D. 3.0 in.
 Weight 9.5 Water Loss 12.8 cc. Drill Pipe Length 4062 I.D. 3.25 in.
 Chlorides 21,000 P.P.M. Test Tool Length 20 ft. Tool Size 5 1/2 in.
 Jars: Make _____ Serial Number _____ Anchor Length 44 ft. Size 5 1/2 in.
 Did Well Flow? No Reversed Out No Surface Choke Size 3/4 in. Bottom Choke Size 3/4 in.
 Main Hole Size 7 7/8 in. Tool Joint Size 4 1/2 FH in.

Blow: Weak blow. Died in 25 minutes Initial Flow Period. No blow Final Flow Period.
Flushed tool - no help.

Recovered 30 ft. of Mud
 Recovered _____ ft. of _____
 Recovered _____ ft. of _____
 Recovered _____ ft. of _____
 Recovered _____ ft. of _____

Remarks: _____

Time Set Packer (s) <u>3:00</u>	A.M.	Time Started Off Bottom <u>5:00</u>	A.M.	Maximum Temperature <u>118°</u>
Initial Hydrostatic Pressure.....	(A)	<u>2402</u>	P.S.I.	
Initial Flow Period..... Minutes <u>30</u>	(B)	<u>43</u>	P.S.I.	to
	(C)	<u>43</u>	P.S.I.	
Initial Closed In Period..... Minutes <u>30</u>	(D)	<u>43</u>	P.S.I.	
Final Flow Period..... Minutes <u>30</u>	(E)	<u>43</u>	P.S.I.	to
	(F)	<u>43</u>	P.S.I.	
Final Closed In Period..... Minutes <u>30</u>	(G)	<u>43</u>	P.S.I.	
Final Hydrostatic Pressure.....	(H)	<u>2291</u>	P.S.I.	

RICKETTS TESTING

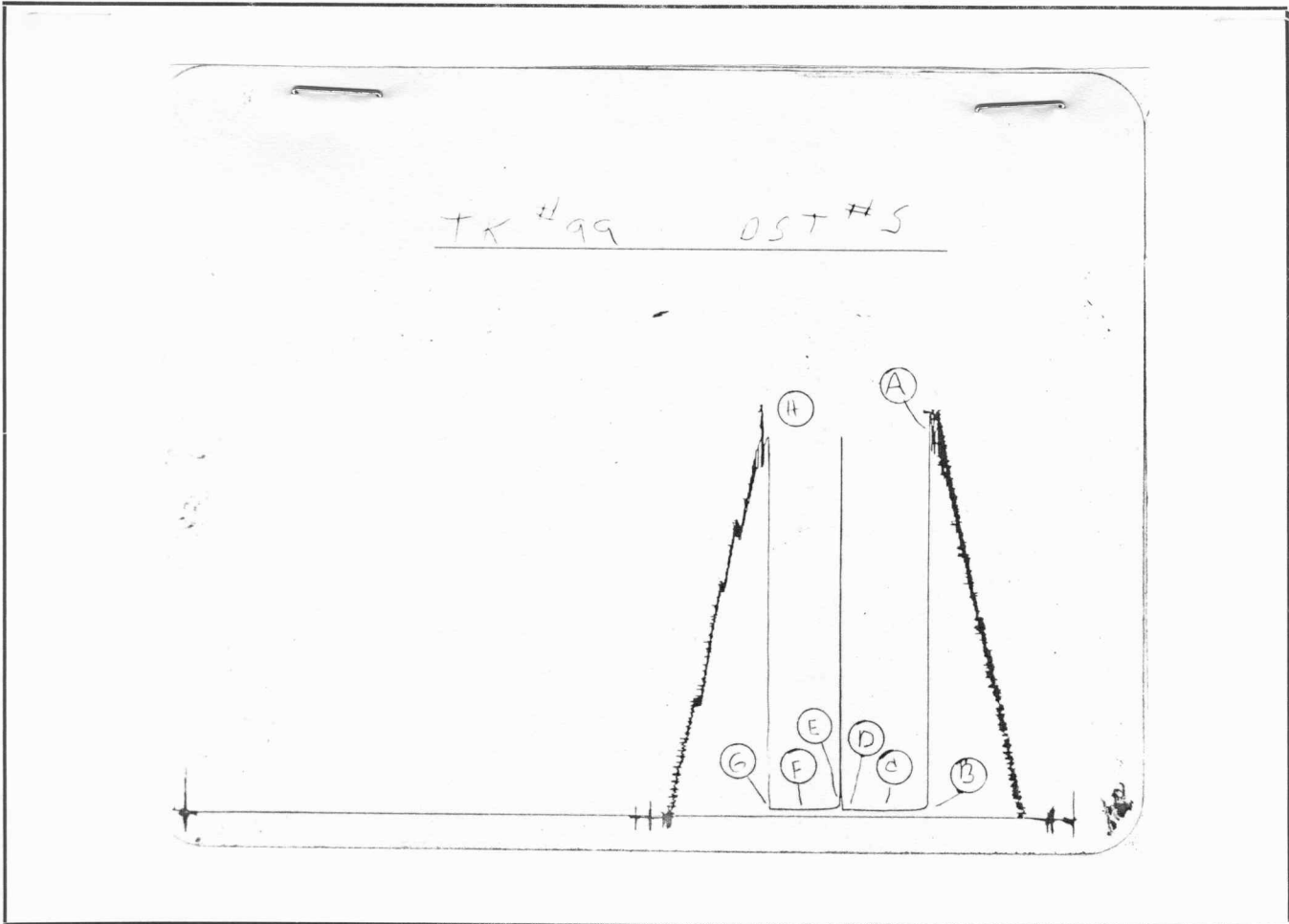
Pressure Data

Date 6-9-83 Test Ticket No. 99
 Recorder No. 13564 Capacity 4475 Location 4520 Ft.
 Clock No. _____ Elevation 2694 K.B. Well Temperature 118 °F

Point	Pressure			Time	
				Given	Computed
A Initial Hydrostatic Mud	<u>2402</u>	P.S.I.	Open Tool	<u>3:00</u>	<u>A</u>
B First Initial Flow Pressure	<u>43</u>	P.S.I.	First Flow Pressure	<u>30</u>	<u>Mins.</u>
C First Final Flow Pressure	<u>43</u>	P.S.I.	Initial Closed-in Pressure	<u>30</u>	<u>Mins.</u>
D Initial Closed-in Pressure	<u>43</u>	P.S.I.	Second Flow Pressure	<u>30</u>	<u>Mins.</u>
E Second Initial Flow Pressure	<u>43</u>	P.S.I.	Final Closed-in Pressure	<u>30</u>	<u>Mins.</u>
F Second Final Flow Pressure	<u>43</u>	P.S.I.			
G Final Closed-in Pressure	<u>43</u>	P.S.I.			
H Final Hydrostatic Mud	<u>2291</u>	P.S.I.			

PRESSURE BREAKDOWN

Point Mins.	First Flow Pressure		Initial Shut-In		Second Flow Pressure		Final Shut-In	
	Breakdown:	Inc.	Breakdown:	Inc.	Breakdown:	Inc.	Breakdown:	Inc.
	of <u>5</u> mins. and a		of <u>3</u> mins. and a		of <u>5</u> mins. and a		of <u>3</u> mins. and a	
	final inc. of _____ Min.		final inc. of _____ Min.		final inc. of _____ Min.		final inc. of _____ Min.	
	Point Minutes	Press.	Point Minutes	Press.	Point Minutes	Press.	Point Minutes	Press.
P 1	<u>0</u>	<u>43</u>	<u>0</u>	<u>43</u>	<u>0</u>	<u>43</u>	<u>0</u>	<u>43</u>
P 2	<u>5</u>	<u>43</u>	<u>3</u>	<u>43</u>	<u>5</u>	<u>43</u>	<u>3</u>	<u>43</u>
P 3	<u>10</u>	<u>43</u>	<u>6</u>	<u>43</u>	<u>10</u>	<u>43</u>	<u>6</u>	<u>43</u>
P 4	<u>15</u>	<u>43</u>	<u>9</u>	<u>43</u>	<u>15</u>	<u>43</u>	<u>9</u>	<u>43</u>
P 5	<u>20</u>	<u>43</u>	<u>12</u>	<u>43</u>	<u>20</u>	<u>43</u>	<u>12</u>	<u>43</u>
P 6	<u>25</u>	<u>43</u>	<u>15</u>	<u>43</u>	<u>25</u>	<u>43</u>	<u>15</u>	<u>43</u>
P 7	<u>30</u>	<u>43</u>	<u>18</u>	<u>43</u>	<u>30</u>	<u>43</u>	<u>18</u>	<u>43</u>
P 8	<u>35</u>		<u>21</u>	<u>43</u>	<u>35</u>		<u>21</u>	<u>43</u>
P 9	<u>40</u>		<u>24</u>	<u>43</u>	<u>40</u>		<u>24</u>	<u>43</u>
P10	<u>45</u>		<u>27</u>	<u>43</u>	<u>45</u>		<u>27</u>	<u>43</u>
P11	<u>50</u>		<u>30</u>	<u>43</u>	<u>50</u>		<u>30</u>	<u>43</u>
P12	<u>55</u>		<u>33</u>		<u>55</u>		<u>33</u>	
P13	<u>60</u>		<u>36</u>		<u>60</u>		<u>36</u>	
P14	<u>65</u>		<u>39</u>		<u>65</u>		<u>39</u>	
P15	<u>70</u>		<u>42</u>		<u>70</u>		<u>42</u>	
P16	<u>75</u>		<u>45</u>		<u>75</u>		<u>45</u>	
P17	<u>80</u>		<u>48</u>		<u>80</u>		<u>48</u>	
P18	<u>85</u>		<u>51</u>		<u>85</u>		<u>51</u>	
P19	<u>90</u>		<u>54</u>		<u>90</u>		<u>54</u>	
P20	<u>95</u>		<u>57</u>				<u>57</u>	
			<u>60</u>				<u>60</u>	



This is an actual photograph of recorder chart.

POINT	PRESSURE		PSI
	Field Reading	Office Reading	
(A) Initial Hydrostatic Mud	2380	2402	PSI
(B) First Initial Flow Pressure	45	43	PSI
(C) First Final Flow Pressure	45	43	PSI
(D) Initial Closed-in Pressure	45	43	PSI
(E) Second Initial Flow Pressure	45	43	PSI
(F) Second Final Flow Pressure	45	43	PSI
(G) Final Closed-in Pressure	45	43	PSI
(H) Final Hydrostatic Mud	2315	2291	PSI