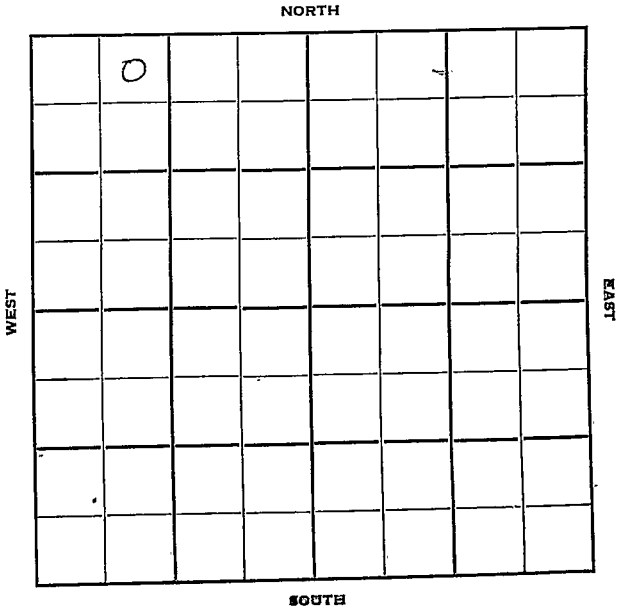


Section 6 Township 17 Range 10W

Well No. #2 Johansen

Company Texas Co.



Sec. 6 Twp. 17 R. 10-W

Well No #2 Johansen Farm

Texas Company

Stickle Drlg. - Contr. Contractor

Bloomer

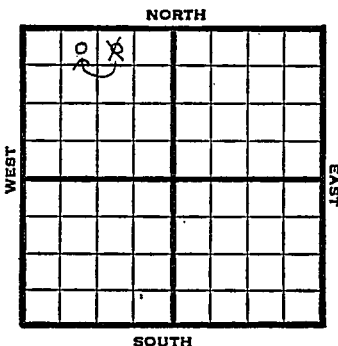
330 Ft. from N. Line

_____ Ft. from S. Line

~~990~~ Ft. from E. Line

990 Ft. from W. Line

~~NW NW NW~~
~~NE NE NW~~



1950

Elev. 1926' REPORT

9/13

Location

11/1

Spud 9-17-50

Oil Well TD 3408'

10-3/4" @ 712' Anhy 704'

Heeb. 2951' Br Lime 3057' Lans. 3069'

Cng. 3372' Arb. 3376'

TD 3380' 5 1/2" @ 3378'

S/16 GOPH DD 3381' 500 A DD 3394

1000 A No inc. DD 3401'

FU 1000 fluid 6 hr.

DD 3408 TD S/55 GO 2 GWPH

PB 3401' 750 jell acid S/12 BO

4 BW P/29 BO 4 BWPD P/15

BO 1 BWPD Comp. 22 BOPD

COMPLETED

Map No. _____ Sec. 6 Twp. 17 R. 10W

Well No. 2 Johansen

_____ Texas Company _____ Company

CORRECTION

_____ Contractor

NE NW NW

SECTION PLAT

330 Ft. from N. Line

_____ Ft. from S. Line

_____ Ft. from E. Line

990 Ft. from W. Line

0			

Ellsworth County

Location _____

Rig up _____

Drilling and Remarks:

Reported

NW NE NW

RECORD

Cased _____ in., _____ ft.

Sand _____

Gas _____

Oil _____

Total Depth _____

PRODUCTION

1st 24 hrs. Nat. _____

1st 24 hrs. after shot _____

Gas _____ Cu. Ft.

Dry Hole _____

Abandoned _____

Date

SEP 20 1950

19

J. E. TYRA

Scout

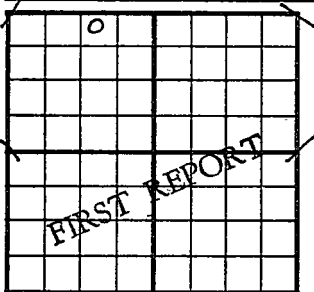
County Ellsworth State Kansas

Sec. 6 (Blk. 17) (Sur. 10W) Map No.

Operator Texas

Well No. 2 Farm Johansen

Elev. _____ Location NW NE NW



330 Ft. From N Line NW

990 Ft. From 1/4 Line Quarter

1st. Report SEP 13 1950

Completion _____

Remarks _____

Spudding Date _____

Drig. Data Bloomer Pool

Location

County Ellsworth State Kansas

Sec. 6 (Blk. 17) (Sur. 10W) (Twp.) (Rge.) Map No.

Operator Texas

Well No. 2 Farm Johansen

Elev. 1926 Location NE NW NW

0					

330 Ft. From N Line NW

990 Ft. From W Line Quarter

1st. Report

Completion NOV 1 1950

Remarks Bloomer Pool

Stickle Drlg. - Contr.

Spudding Date 9-17-50

Drlg. Data Oil well TD 3408

10 3/4" @ 712 Anhy 704 Heeb. 2951

Br. line 3057 Lans. 3069 Cong. 3372

Arb. 3376 TD 3380 5 1/2" @ 3378

S/ 16 goph DD 3381 500 A DD 3394

1000 A no inc. DD 3401 FU 100' fluid

6 hr. DD 3408 TD S/ 55 go 2 gwph

PB 3401 750 jell acid S/ 12 bo 4 bw

P/ 29 bo 4 bw pd P/ 15 bo 1 bwpd

Comp. 22 bopd

J. E. TYRA