

GAUGE NO: 6178 DEPTH: _____ BLANKED OFF: NO HOUR OF CLOCK: 12





















ID	DESCRIPTION	PRESSURE		TIME		TYPE
		REPORTED	CALCULATED	REPORTED	CALCULATED	
A	FAILED TO REACH BOTTOM					

K. G. S. LIBRARY

5397276177

GAUGE NO: 6177 DEPTH: _____ BLANKED OFF: NO HOUR OF CLOCK: 12

ID	DESCRIPTION	PRESSURE		TIME		TYPE
		REPORTED	CALCULATED	REPORTED	CALCULATED	
A	FAILED TO REACH BOTTOM					

		O.D.	I.D.	LENGTH	DEPTH
1		DRILL PIPE.....	4.500	3.826	
50		IMPACT REVERSING SUB.....	5.000	3.000	1.0
1		DRILL PIPE.....	4.500	3.826	
12		DUAL CIP VALVE.....	5.000	0.870	6.0
60		HYDROSPRING TESTER.....	5.000	0.750	5.0
80		AP RUNNING CASE.....	5.000	3.000	4.0
15		JAR.....	5.000	2.440	5.0
16		VR SAFETY JOINT.....	5.000	1.000	3.0
5		CROSSOVER.....	5.000	3.000	1.0
70		OPEN HOLE PACKER.....	6.750	1.530	6.0
20		FLUSH JOINT ANCHOR.....	5.000	3.000	27.0
5		CROSSOVER.....	5.000	3.000	1.0
70		OPEN HOLE PACKER.....	6.750	1.530	6.0
80		AP RUNNING CASE.....	5.000	3.000	4.0
5		CROSSOVER.....	5.000	3.000	1.0
5		CROSSOVER.....	5.000		1.0
1		DRILL PIPE.....	4.500	3.826	124.0
5		CROSSOVER.....	5.000	3.000	1.0
20		FLUSH JOINT ANCHOR.....	5.000	3.000	15.0
81		BLANKED-OFF RUNNING CASE.....	5.000		4.0
TOTAL DEPTH					4310.0

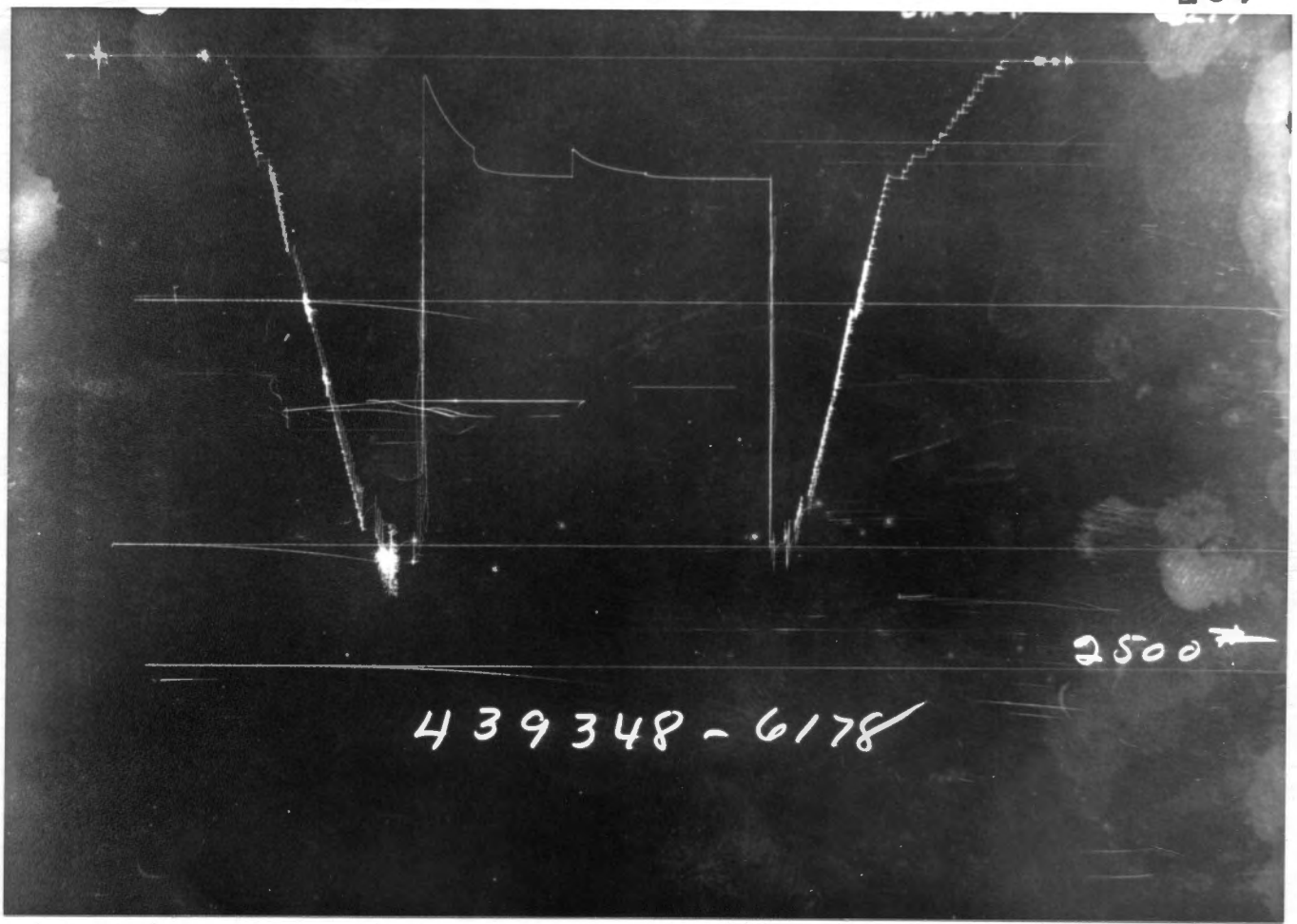
EQUIPMENT DATA

WILLIAMS S	1	3	4122.1 - 4158.1	DONALD C. SLAYSON
LEASE NAME	WELL NO.	TEST NO.	TESTED INTERVAL	LEASE OWNER/COMPANY NAME
LEGAL LOCATION	12 19 20	FIELD BRH	COUNTY	RUSH
SEC. - TWP. - RNG.				STATE KANSAS
				D/J



TICKET NO. 43934800
 09-FEB-83
 NESS CITY


FORMATION TESTING SERVICE REPORT



GAUGE NO: 6178 DEPTH: 4108.0 BLANKED OFF: NO HOUR OF CLOCK: 12

ID	DESCRIPTION	PRESSURE		TIME		TYPE
		REPORTED	CALCULATED	REPORTED	CALCULATED	
A	INITIAL HYDROSTATIC		1987.3			
B	INITIAL FIRST FLOW		86.1			
C	FINAL FIRST FLOW		375.5	30.0	31.2	F
C	INITIAL FIRST CLOSED-IN		375.5			
D	FINAL FIRST CLOSED-IN		490.7	60.0	60.1	C
E	INITIAL SECOND FLOW		379.2			
F	FINAL SECOND FLOW		476.1	45.0	44.9	F
F	INITIAL SECOND CLOSED-IN		476.1			
G	FINAL SECOND CLOSED-IN		496.1	75.0	76.6	C
H	FINAL HYDROSTATIC		1988.8			

K.G.S. LIBRARY



2500ft

439348-6177

GAUGE NO: 6177 DEPTH: 4161.0 BLANKED OFF: NO HOUR OF CLOCK: 12

ID	DESCRIPTION	PRESSURE		TIME		TYPE
		REPORTED	CALCULATED	REPORTED	CALCULATED	
A	INITIAL HYDROSTATIC	2053	2023.8			
B	INITIAL FIRST FLOW	126	137.1			
C	FINAL FIRST FLOW	336	404.0	30.0	31.2	F
C	INITIAL FIRST CLOSED-IN	336	404.0			
D	FINAL FIRST CLOSED-IN	514	517.8	60.0	60.1	C
E	INITIAL SECOND FLOW	419	423.4			
F	FINAL SECOND FLOW	503	506.3	45.0	44.9	F
F	INITIAL SECOND CLOSED-IN	503	506.3			
G	FINAL SECOND CLOSED-IN	524	524.0	75.0	76.6	C
H	FINAL HYDROSTATIC	1990	2019.0			

TICKET NO: 43934800
 CLOCK NO: 26735 HOUR: 12



GAUGE NO: 6178
 DEPTH: 4108.0

REF	MINUTES	PRESSURE	ΔP	$\frac{t \times \Delta t}{t + \Delta t}$	$\log \frac{t + \Delta t}{\Delta t}$
FIRST FLOW					
B	1	0.0	86.1		
	2	5.0	141.7	55.6	
	3	10.0	211.2	69.5	
	4	15.0	265.2	54.1	
	5	20.0	305.9	40.7	
	6	25.0	342.5	36.6	
	7	30.0	369.0	26.5	
C	8	31.2	375.5	6.5	
FIRST CLOSED-IN					
C	1	0.0	375.5		
	2	1.0	437.2	61.8	1.0 1.514
	3	2.0	445.6	70.2	1.8 1.229
	4	3.0	452.3	76.9	2.8 1.052
	5	4.0	456.7	81.2	3.5 0.947
	6	5.0	460.9	85.4	4.3 0.858
	7	6.0	463.2	87.7	5.0 0.795
	8	7.0	465.7	90.3	5.7 0.739
	9	8.0	467.2	91.8	6.3 0.692
	10	9.0	469.4	93.9	7.0 0.651
	11	10.0	471.2	95.7	7.6 0.615
	12	12.0	474.0	98.6	8.7 0.556
	13	14.0	476.1	100.6	9.7 0.509
	14	16.0	478.0	102.5	10.6 0.470
	15	18.0	479.5	104.1	11.4 0.437
	16	20.0	480.7	105.3	12.2 0.408
	17	22.0	481.9	106.5	12.9 0.383
	18	24.0	482.8	107.3	13.6 0.361
	19	26.0	483.8	108.3	14.2 0.342
	20	28.0	484.9	109.4	14.8 0.325
	21	30.0	485.4	109.9	15.3 0.310
	22	35.0	487.0	111.6	16.5 0.277
	23	40.0	487.8	112.4	17.5 0.251
	24	45.0	489.1	113.7	18.4 0.229
	25	50.0	489.9	114.4	19.2 0.211
	26	55.0	490.3	114.8	19.9 0.195
D	27	60.1	490.7	115.2	20.5 0.182
SECOND FLOW					
E	1	0.0	379.2		
	2	9.0	419.9	40.7	
	3	18.0	445.4	25.6	
	4	27.0	459.6	14.2	
	5	36.0	469.9	10.2	
F	6	44.9	476.1	6.2	

REF	MINUTES	PRESSURE	ΔP	$\frac{t \times \Delta t}{t + \Delta t}$	$\log \frac{t + \Delta t}{\Delta t}$
SECOND CLOSED-IN					
F	1	0.0	476.1		
	2	1.0	484.0	7.9	1.0 1.883
	3	2.0	484.5	8.4	1.9 1.594
	4	3.0	486.0	9.9	2.9 1.422
	5	4.0	487.0	11.0	3.8 1.301
	6	5.0	487.7	11.7	4.7 1.209
	7	6.0	488.2	12.2	5.5 1.138
	8	7.0	488.4	12.4	6.4 1.076
	9	8.0	489.2	13.2	7.3 1.020
	10	9.0	490.1	14.0	8.1 0.975
	11	10.0	490.3	14.2	8.8 0.935
	12	12.0	490.9	14.8	10.4 0.865
	13	14.0	492.0	15.9	11.8 0.809
	14	16.0	492.6	16.5	13.2 0.760
	15	18.0	493.1	17.0	14.6 0.718
	16	20.0	493.4	17.3	15.8 0.682
	17	22.0	493.8	17.7	17.1 0.649
	18	24.0	493.8	17.7	18.3 0.620
	19	26.0	494.3	18.3	19.4 0.594
	20	28.0	494.3	18.3	20.5 0.570
	21	30.0	494.5	18.5	21.5 0.549
	22	35.0	494.5	18.5	24.0 0.501
	23	40.0	494.5	18.5	26.2 0.463
	24	45.0	494.5	18.5	28.3 0.430
	25	50.0	494.5	18.5	30.2 0.402
	26	55.0	494.5	18.5	31.9 0.377
	27	60.0	495.3	19.3	33.6 0.356
	28	70.0	495.7	19.7	36.5 0.320
G	29	76.6	496.1	20.1	38.2 0.300

REMARKS:

TICKET NO: 43934800
 CLOCK NO: 3930 HOUR: 12























GAUGE NO: 6177
 DEPTH: 4161.0

REF	MINUTES	PRESSURE	ΔP	$\frac{t \times \Delta t}{t + \Delta t}$	$\log \frac{t + \Delta t}{\Delta t}$
FIRST FLOW					
B	1	0.0	137.1		
	2	5.0	176.2	39.1	
	3	10.0	249.0	72.7	
	4	15.0	297.3	48.3	
	5	20.0	341.4	44.1	
	6	25.0	372.4	31.0	
	7	30.0	398.0	25.6	
C	8	31.2	404.0	6.0	
FIRST CLOSED-IN					
C	1	0.0	404.0		
	2	1.0	459.9	55.9	1.0 1.492
	3	2.0	471.0	67.0	1.9 1.220
	4	3.0	478.1	74.1	2.7 1.060
	5	4.0	483.0	79.0	3.5 0.947
	6	5.0	487.2	83.2	4.3 0.862
	7	6.0	490.9	86.9	5.0 0.793
	8	7.0	493.9	89.9	5.7 0.736
	9	8.0	497.3	93.3	6.3 0.692
	10	9.0	499.4	95.4	7.0 0.651
	11	10.0	500.8	96.9	7.6 0.614
	12	12.0	503.5	99.5	8.7 0.556
	13	14.0	506.0	102.0	9.7 0.509
	14	16.0	507.4	103.5	10.6 0.470
	15	18.0	508.7	104.7	11.4 0.437
	16	20.0	509.9	105.9	12.2 0.409
	17	22.0	511.3	107.3	12.9 0.384
	18	24.0	511.8	107.9	13.6 0.362
	19	26.0	513.1	109.1	14.2 0.342
	20	28.0	513.7	109.7	14.8 0.325
	21	30.0	513.7	109.7	15.3 0.310
	22	35.0	515.6	111.6	16.5 0.277
	23	40.0	516.5	112.5	17.5 0.250
	24	45.0	516.5	112.5	18.4 0.229
	25	50.0	517.3	113.3	19.2 0.210
	26	55.0	517.6	113.6	19.9 0.195
D	27	60.1	517.8	113.8	20.5 0.182
SECOND FLOW					
E	1	0.0	423.4		
	2	9.0	447.5	24.1	
	3	18.0	475.7	28.2	
	4	27.0	490.4	14.7	
	5	36.0	500.8	10.5	
F	6	44.9	506.3	5.5	

REF	MINUTES	PRESSURE	ΔP	$\frac{t \times \Delta t}{t + \Delta t}$	$\log \frac{t + \Delta t}{\Delta t}$
SECOND CLOSED-IN					
F	1	0.0	506.3		
	2	1.0	511.4	5.1	1.0 1.884
	3	2.0	513.3	7.0	2.0 1.582
	4	3.0	514.5	8.2	2.9 1.422
	5	4.0	516.0	9.7	3.8 1.304
	6	5.0	517.2	10.9	4.7 1.213
	7	6.0	518.6	12.3	5.6 1.135
	8	7.0	520.0	13.7	6.4 1.075
	9	8.0	520.5	14.3	7.2 1.022
	10	9.0	520.6	14.4	8.1 0.974
	11	10.0	521.4	15.1	8.9 0.934
	12	12.0	521.4	15.1	10.4 0.866
	13	14.0	521.4	15.1	11.8 0.810
	14	16.0	521.4	15.1	13.2 0.761
	15	18.0	521.4	15.1	14.6 0.719
	16	20.0	521.4	15.1	15.8 0.682
	17	22.0	521.4	15.1	17.1 0.649
	18	24.0	521.4	15.1	18.3 0.620
	19	26.0	521.4	15.1	19.4 0.594
	20	28.0	522.9	16.6	20.5 0.570
	21	30.0	522.9	16.6	21.5 0.549
	22	35.0	522.9	16.6	24.0 0.502
	23	40.0	522.9	16.6	26.2 0.463
	24	45.0	522.9	16.6	28.3 0.430
	25	50.0	522.9	16.6	30.2 0.402
	26	55.0	524.0	17.7	31.9 0.377
	27	60.0	524.0	17.7	33.6 0.356
	28	70.0	524.0	17.7	36.5 0.320
G	29	76.6	524.0	17.7	38.2 0.300

REMARKS:

		O.D.	I.D.	LENGTH	DEPTH	
1		DRILL PIPE.....	4.500	3.826	3972.0	
50		IMPACT REVERSING SUB.....	5.000	3.000	1.0	3971.0
1		DRILL PIPE.....	4.500	3.826	124.0	
12		DUAL CIP VALVE.....	5.000	0.870	6.0	
60		HYDROSPRING TESTER.....	5.000	0.750	5.0	4106.0
80		AP RUNNING CASE.....	5.000	3.000	4.0	4108.0
15		JAR.....	5.000	2.440	5.0	
16		VR SAFETY JOINT.....	5.000	1.000	3.0	
5		CROSSOVER.....	5.000	3.000	1.0	
70		OPEN HOLE PACKER.....	6.750	1.530	6.0	4122.0
20		FLUSH JOINT ANCHOR.....	5.000	3.000	27.0	
5		CROSSOVER.....	5.000	3.000	1.0	
70		OPEN HOLE PACKER.....	6.750	1.530	6.0	4158.0
80		AP RUNNING CASE.....	5.000	3.000	4.0	4161.0
5		CROSSOVER.....	5.000	3.000	1.0	
5		CROSSOVER.....	5.000	3.000	1.0	
1		DRILL PIPE.....	4.500	3.826	124.0	
5		CROSSOVER.....	5.000	3.000	1.0	
20		FLUSH JOINT ANCHOR.....	5.000	3.000	15.0	
81		BLANKED-OFF RUNNING CASE.....	5.000		4.0	4307.0
TOTAL DEPTH						4310.0

EQUIPMENT DATA