


FORMATION TEST REPORT



Home Office:

Wichita, Kansas 67201

P.O. Box 1599

Phone (316) 262-5861

WESTERN TESTING CO. INC.
SUBSURFACE PRESSURE SURVEY

DATE : 4-27-87 TICKET : 11003
CUSTOMER : ALLEN DRILLING COMPANY LEASE : SOUTHERN
WELL : #1-36 TEST: 3 GEOLOGIST : S. MITCHELL
ELEVATION : NA FORMATION : SIMPSON
SECTION : 36 TOWNSHIP : 19S
RANGE : 10W COUNTY : RICE STATE : KANSAS
GAUGE SN# : 10270 RANGE : 4150 CLOCK : 12

INTERVAL FROM : 3182 TO : 3267 TOTAL DEPTH : 3380
DEPTH OF SELECTIVE ZONE :
PACKER DEPTH : 3177 SIZE : 6.63
PACKER DEPTH : 3182 SIZE : 6.63
PACKER DEPTH : 3267 SIZE : 6.63
PACKER DEPTH : 3272 SIZE : 6.63

DRILLING CON. : ALLEN DRILLING RIG #3
MUD TYPE : CHEMICAL VISCOSITY : 49
WEIGHT : 9.4 WATER LOSS (CC) : 12.8
CHLORIDES (PPM) : 11000
JARS-MAKE : - SERIAL NUMBER : -
DID WELL FLOW ? : NO REVERSED OUT ? : NO

DRILL COLLAR LENGTH : 60 FT I.D. inch : 2.20
WEIGHT PIPE LENGTH : 0 FT I.D. inch : 0.00
DRILL PIPE LENGTH : 3090 FT I.D. inch : 3.80
TEST TOOL LENGTH : 32 FT TOOL SIZE : 5.50
ANCHOR LENGTH : 85 FT ANCHOR SIZE : 5.50
SURFACE CHOKE SIZE : .75 IN BOTTOM CHOKE SIZE : .75
MAIN HOLE SIZE : 7.875 IN TOOL JOINT SIZE : 4.5 XH

BLOW COMMENT #1 : INITIAL FLOW-WEAK BLOW THROUGHOUT-1 1/2" BLOW
DECREASED TO 1/2".
BLOW COMMENT #2 : FINAL FLOW-NO BLOW-FLUSHED TOOL-1/4" BLOW
THROUGHOUT AFTER FLUSH.
BLOW COMMENT #3 :
BLOW COMMENT #4 :

RECOVERED : 30 FT OF: MUD / WITH SLIGHT SHOW OF OIL TOP
OF TOOL

Total Barrels Fluid = 0.14
Total Fluid Prod Rate = 2.71 BFPD
Indicated Wtr Rate = 0.27 BWPD

REMARK 1 : FLUSHED TOOL FINAL FLOW.
REMARK 2 :
REMARK 3 :
REMARK 4 :

SET PACKER(S) : 12:25 AM
WELL TEMPERATURE : 103

TIME STARTED OFF BOTTOM : 3:10 AM

INITIAL HYDROSTATIC PRESSURE		(A)	1635	
INITIAL FLOW PERIOD	MIN:	45	(B)	43 PSI TO (C) : 43
INITIAL CLOSED IN PERIOD	MIN:	45	(D)	271
FINAL FLOW PERIOD	MIN:	30	(E)	87 PSI TO (F) : 62
FINAL CLOSED IN PERIOD	MIN:	45	(G)	245
FINAL HYDROSTATIC PRESSURE		(H)	1612	

WESTERN TESTING CO. INC.
WICHITA - KANSAS

Pressure Transient Report

COMPANY : ALLEN DRILLING COMPANY
RIG : RICE-KANSAS
FIELD : SOUTHERN
WELL : #1-36
DATE : 4-27-87
GAUGE NO : 10270

OPERATIONAL COMMENTS

FLUSHED TOOL FINAL FLOW.

COMPANY : ALLEN DRILLING COMPANY

WELL : #1-36

GAUGE # : 10270

DATE : 27/ 4/87

FIELD : SOUTHERN

JOB # : 11003

DEPTH : 3380

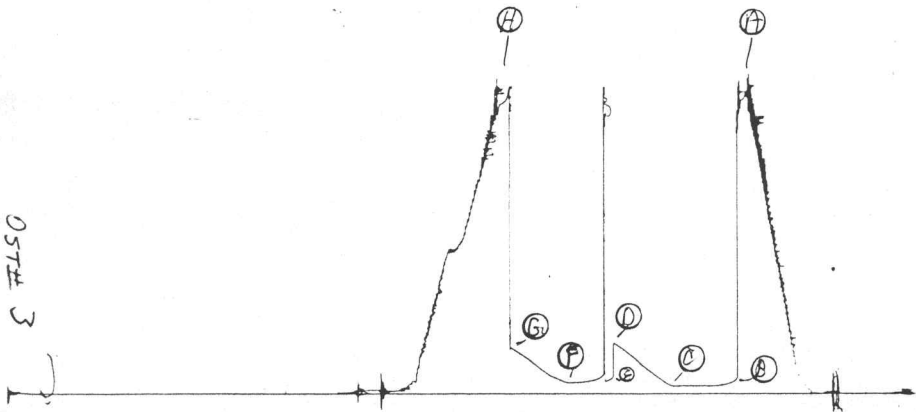
TEST : FLUSHED TOOL FINAL FLOW.

DATA No.	REAL TIME HR:MN:SS	ELAPSE TIME DELTA HOURS	PRESSURE PSIG	TEMP DEG F	DELTA P $P_i - P_{(i-1)}$
1	12:25: 0	0.000	43.000	103.00	0.000
2	12:29:59	0.083	43.000	103.00	0.000
3	12:35: 0	0.167	43.000	103.00	0.000
4	12:40: 0	0.250	43.000	103.00	0.000
5	12:44:59	0.333	43.000	103.00	0.000
6	12:50: 0	0.417	43.000	103.00	0.000
7	12:55: 0	0.500	43.000	103.00	0.000
8	12:59:59	0.583	43.000	103.00	0.000
9	13: 5: 0	0.667	43.000	103.00	0.000
10	13:10: 0	0.750	43.000	103.00	0.000
11	13:13: 0	0.800	44.000	103.00	1.000
12	13:16: 0	0.850	54.000	103.00	10.000
13	13:19: 0	0.900	69.000	103.00	15.000
14	13:22: 0	0.950	85.000	103.00	16.000
15	13:25: 0	1.000	102.000	103.00	17.000
16	13:28: 0	1.050	121.000	103.00	19.000
17	13:31: 0	1.100	138.000	103.00	17.000
18	13:34: 0	1.150	154.000	103.00	16.000
19	13:37: 0	1.200	172.000	103.00	18.000
20	13:40: 0	1.250	189.000	103.00	17.000
21	13:43: 0	1.300	207.000	103.00	18.000
22	13:46: 0	1.350	223.000	103.00	16.000
23	13:49: 0	1.400	241.000	103.00	18.000
24	13:52: 0	1.450	255.000	103.00	14.000
25	13:55: 0	1.500	271.000	103.00	16.000
26	13:56: 0	1.517	87.000	103.00	-184.000
27	13:59:59	1.583	72.000	103.00	-15.000
28	14: 5: 0	1.667	87.000	103.00	15.000
29	14:10: 0	1.750	73.000	103.00	-14.000
30	14:14:59	1.833	68.000	103.00	-5.000
31	14:20: 0	1.917	65.000	103.00	-3.000
32	14:25: 0	2.000	62.000	103.00	-3.000
33	14:28: 0	2.050	62.000	103.00	0.000
34	14:31: 0	2.100	66.000	103.00	4.000
35	14:34: 0	2.150	75.000	103.00	9.000
36	14:37: 0	2.200	87.000	103.00	12.000
37	14:40: 0	2.250	95.000	103.00	8.000
38	14:43: 0	2.300	108.000	103.00	13.000
39	14:46: 0	2.350	123.000	103.00	15.000
40	14:49: 0	2.400	141.000	103.00	18.000
41	14:52: 0	2.450	157.000	103.00	16.000
42	14:55: 0	2.500	173.000	103.00	16.000
43	14:58: 0	2.550	188.000	103.00	15.000
44	15: 1: 0	2.600	201.000	103.00	13.000
45	15: 4: 0	2.650	218.000	103.00	17.000
46	15: 7: 0	2.700	232.000	103.00	14.000
47	15:10: 0	2.750	245.000	103.00	13.000

WESTERN TESTING CO. INC.

TKF 11003

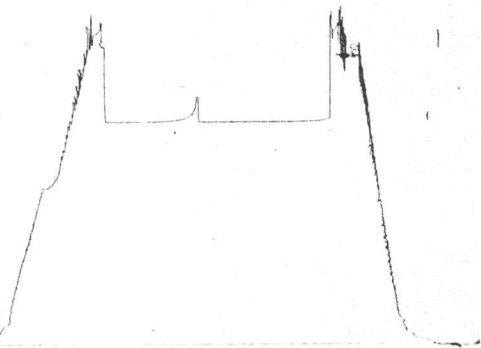
I



OST# 3
10270

TK 11003

Below STRADDLE



TKF 11003

0

OST# 3
13268

