	1st Min.	2nd Min.
Flow Time	5	60
Closed In Press. Time	30	30
Pressure Readings	Field	Office Corrected
Depth Top Gauge	3808 Ft.	NO Blanked Off
BT. P.R.D. No.	737	12 Hour Clock
Initial Hydro Mud Pressure	2004	1981
Initial Closed in Pres.	1241	1237
Initial Flow Pres.	- 1	14
	10 2	37
Final Flow Pres.	- 1	27
	112 2	110
Final Closed in Pres.	1120	1111
Final Hydro Mud Pressure	1980	1937
Depth Cen. Gauge	Ft.	Blanked Off
BT. P.R.D. No.		Hour Clock
Initial Hydro Mud Pres.		
Initial Closed in Pres.		
Initial Flow Pres.	1	
	2	
Final Flow Pres.	1	
	2	
Final Closed in Pres.		
Final Hydro Mud Pres.		
Depth Bot. Gauge	3853 Ft.	YES Blanked Off
BT. P.R.D. No.	397	12 Hour Clock
Initial Hydro Mud Pres.	-	2008
Initial Closed in Pres.	-	1261
Initial Flow Pres.	- 1	41
	- 2	64
Final Flow Pres.	- 1	53
	- 2	135
Final Closed in Pres.	-	1134
Final Hydro Mud Pres.	-	1961

Date	4-28-66	Ticket Number	445961 - S
Kind of Job	OPEN HOLE	Halliburton District	HAYS
Tester	MR. GROVES	Witness	MR. ALLAN
Drilling Contractor	PAINE DRILLING COMPANY		IC
Elevation	3109'	Top Packer	3800'
Total Depth	3856'	Bottom Packer	3805'
Interval Tested	3805'-3856'	Formation Tested	TOPEKA
Casing or Hole Size	7 7/8"	Casing Perfs. Top / Bot.	-
Surface Choke	1/4"	Bottom Choke	3/4"
Size & Kind Drill Pipe	3 1/2" I.F.	Drill Collars Above Tester (I.D. - LENGTH)	2 1/4" x 120'
Mud Weight	9.5	Mud Viscosity	45
Temperature	°F Est. / 108 °F Actual	Anchor Size & Length ID / OD	3.84" / 5.00" X 51'
Depths Mea. From	KELLY BUSHINGS	Depth of Tester Valve	3783' Ft.
Cushion (TYPE / AMOUNT)	- Ft.	Depth Back Pres. Valve	- Ft.
Recovered	200 Feet of	Watery drilling mud	
Recovered	Feet of		
Recovered	Feet of		
Recovered	Feet of		
Oil A.P.I. Gravity	-	Water Spec. Gravity	-
Gas Gravity	-	Surface Pressure	- psi
Tool Opened	4:25 PM A.M. P.M.	Tool Closed	6:30 PM A.M. P.M.

Mea. From Tester Valve

Remarks Opened tool for 5 minute 1st flow. Closed tool for 30 minute initial closed in pressure. Reopened tool for 60 minute 2nd flow with a fair blow throughout test. Closed tool for 30 minute final closed in pressure.

Lease Name: CHLEABORD
Well No.: 1
Test No.: 1
Lease Owner/Company Name: THOMAS H. ALLAN
Owner's District: WICHITA
Legal Location Sec. - Twp. - Rng.: SEC. 11 - 1 - 34 SE/NW
Field Area: WILDCAT
County: RAWLINS
State: KANSAS

FORMATION TEST DATA

5

Gauge No. 737 Depth 3808' Clock 12 hour Ticket No. 445961

	First Flow Period		Initial Closed In Pressure			Second Flow Period		Final Closed In Pressure		
	Time Defl. .000"	PSIG Temp. Corr.	Time Defl. .000"	Log $\frac{t+\theta}{\theta}$	PSIG Temp. Corr.	Time Defl. .000"	PSIG Temp. Corr.	Time Defl. .000"	Log $\frac{t+\theta}{\theta}$	PSIG Temp. Corr.
P_0	.000	14	.000		27	.000	37	.000		110
P_1	.007	18	.0216		896	.1075	60	.0221		727
P_2	.014	21	.0432		1074	.2150	80	.0442		890
P_3	.021	23	.0648		1139	.3225	96	.0663		962
P_4	.028	25	.0864		1173	.4300	110	.0884		1006
P_5	.035	27	.1080		1195			.1105		1035
P_6			.1296		1208			.1326		1058
P_7			.1512		1217			.1547		1075
P_8			.1728		1225			.1768		1091
P_9			.1944		1231			.1989		1103
P_{10}			.2160		1237			.2210		1111

Gauge No. 397 Depth 3853' Clock 12 hour

P_0	.000	41	.000		53	.000	64	.000		135
P_1	.0072	45	.0212		949	.1058	86	.0215		799
P_2	.0144	48	.0424		1102	.2116	104	.0430		930
P_3	.0216	50	.0636		1164	.3174	120	.0645		990
P_4	.0288	51	.0848		1198	.4230	135	.0860		1030
P_5	.0360	53	.1060		1218			.1075		1060
P_6			.1272		1231			.1290		1082
P_7			.1484		1240			.1505		1099
P_8			.1696		1248			.1720		1113
P_9			.1908		1255			.1935		1126
P_{10}			.2120		1261			.2150		1134
Reading Interval	1		3			15		3		Minutes

REMARKS:

SPECIAL PRESSURE DATA

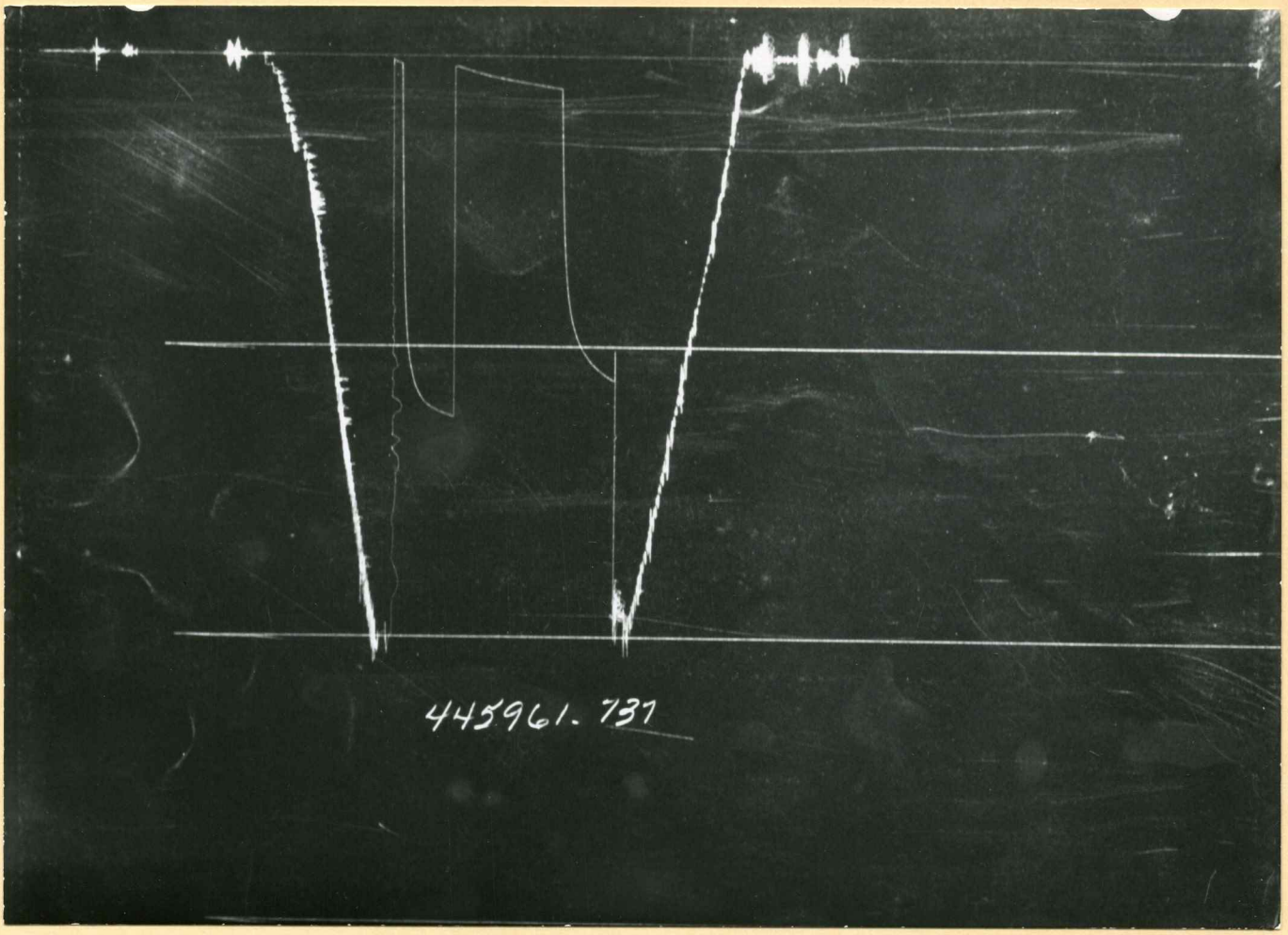

PRESSURE

TIME

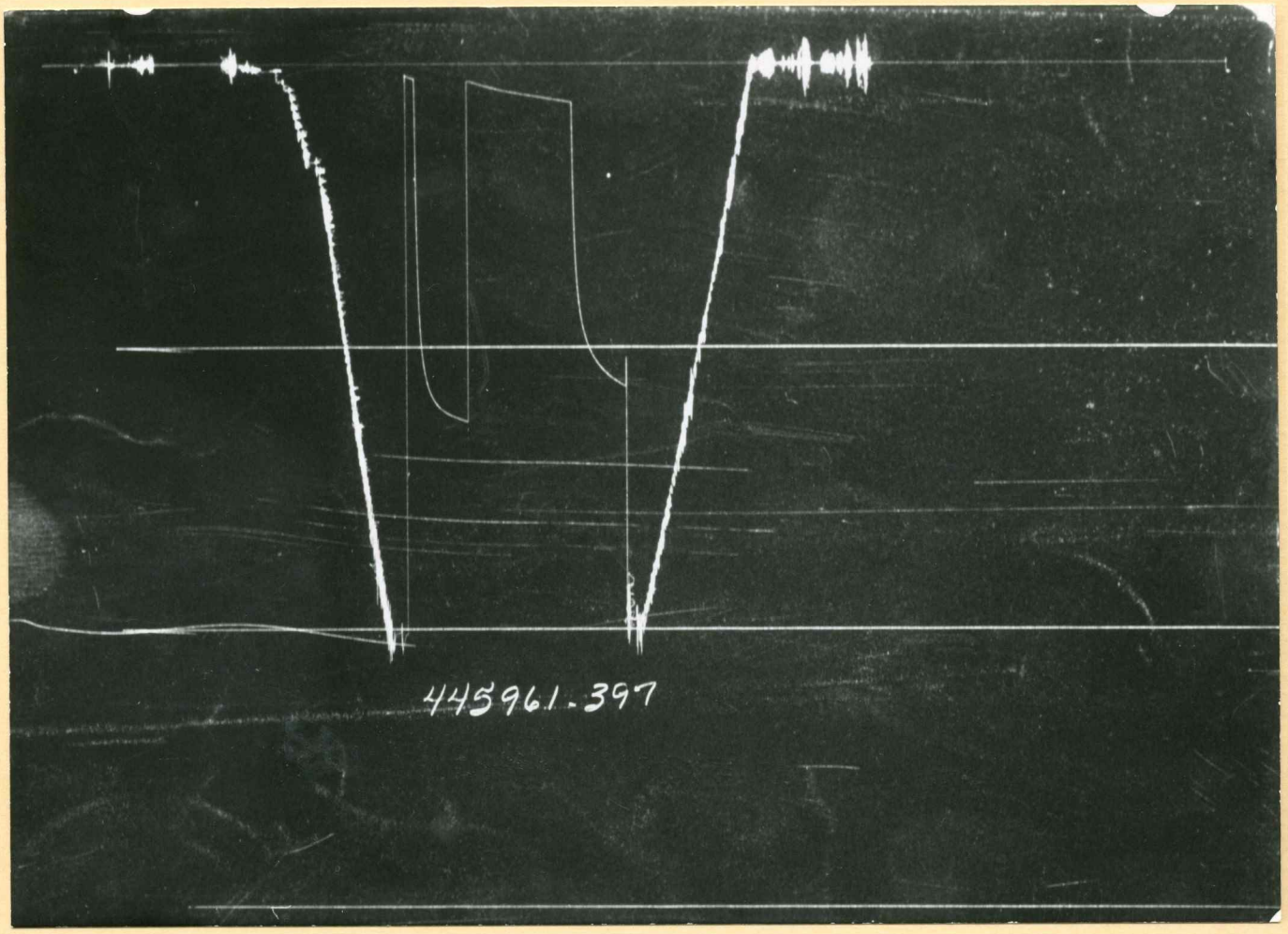

	1st Min.	2nd Min.				
Flow Time	5	60	Date	4-29-66	Ticket Number	445962 S
Closed In Press. Time	30	30	Kind of Job	OPEN HOLE	Halliburton District	HAYS
Pressure Readings	Field	Office Corrected	Tester	K.L. GROVER	Witness	GOODWIN
Depth Top Gauge	4090 Ft.	no Blanked Off	Drilling Contractor	PAINE DRILLING		LC
BT. P.R.D. No.	737	12 Hour Clock	Elevation	3109'	Top Packer	4085'
Initial Hydro Mud Pressure	2194	2205	Total Depth	4154'	Bottom Packer	4095'
Initial Closed in Pres.	1077	1075	Interval Tested	4095' - 4154'	Formation Tested	Kansas City
Initial Flow Pres.	– 1	18	Casing or Hole Size	7 7/8"	Casing Perfs. Top / Bot.	
	24 2	64				
Final Flow Pres.	– 1	47	Surface Choke	1/4"	Bottom Choke	3/4"
	189 2	183				
Final Closed in Pres.	973	978	Size & Kind Drill Pipe	3 1/2" IF	Drill Collars Above Tester (I.D. - LENGTH)	2 1/4" - 120'
Final Hydro Mud Pressure	2116	2175	Mud Weight	9.9	Mud Viscosity	44
Depth Cen. Gauge	Ft.	Blanked Off	Temperature	°F Est. / 110 °F Actual	Anchor Size & Length ID / OD	3.84" / 5" X 49'
BT. P.R.D. No.		Hour Clock	Depths Mea. From	Derrick Floor	Depth of Tester Valve	4080 Ft.
Initial Hydro Mud Pres.			Cushion (TYPE / AMOUNT)	none Ft.	Depth Back Pres. Valve	– Ft.
Initial Closed in Pres.			Recovered	30 Feet of oil cut mud.		
Initial Flow Pres.	1		Recovered	120 Feet of oily mud.		
	2					
Final Flow Pres.	1		Recovered	120 Feet of gassy frogy oil.		
	2					
Final Closed in Pres.			Recovered	120 Feet of heavy oil & gas cut mud.		
Final Hydro Mud Pres.			Oil A.P.I. Gravity		Water Spec. Gravity	
Depth Bot. Gauge	4151 Ft.	yes Blanked Off	Gas Gravity		Surface Pressure	psi
BT. P.R.D. No.	397	12 Hour Clock	Tool Opened	2:40 A.M. A.M. P.M.	Tool Closed	4:45 A.M. A.M. P.M.
Initial Hydro Mud Pres.	–	2231	Remarks	Opened tool for a 5 minute initial flow period.		
Initial Closed in Pres.	–	1099		Took a 30 minute initial closed in pressure. Re-		
Initial Flow Pres.	– 1	46		opened tool for a 60 minute second flow with a good		
	– 2	91				
Final Flow Pres.	– 1	75		blow throughout test. Closed tool for a 30 minute		
	– 2	208				
Final Closed in Pres.	–	1000		final closed in pressure.		
Final Hydro Mud Pres.	–	2204				

Mea. From Tester Valve

Legal Location Sec. - Twp. - Rng.: SE NW 11 1 34

Lease Name: CHLEABORD

Well No.: 1

Test No.: 2

Field Area: WILDCAT

County: RAWLINS

State: KANSAS

Lease Owner/Company Name: THOMAS H. ALLAN

Owner's District: WICHITA

FORMATION TEST DATA

5

Gauge No. 737	Depth 4090'	Clock 12 hour	Ticket No. 445962

	First Flow Period		Initial Closed In Pressure			Second Flow Period		Final Closed In Pressure		
	Time Defl. .000"	PSIG Temp. Corr.	Time Defl. .000"	Log $\frac{t+\theta}{\theta}$	PSIG Temp. Corr.	Time Defl. .000"	PSIG Temp. Corr.	Time Defl. .000"	Log $\frac{t+\theta}{\theta}$	PSIG Temp. Corr.
P_0	.000	18	.000		47	.000	64	.000		183
P_1	.0074	23	.022		681	.1045	98	.0225		711
P_2	.0148	30	.044		953	.2090	130	.0450		816
P_3	.0222	37	.066		1001	.3135	159	.0675		862
P_4	.0296	41	.088		1027	.4180	183	.0900		892
P_5	.0370	47	.110		1043			.1125		914
P_6			.132		1053			.1350		932
P_7			.154		1061			.1575		946
P_8			.176		1067			.1800		958
P_9			.198		1072			.2025		969
P_{10}			.220		1075			.2250		978

Gauge No. 397	Depth 4151'	Clock 12 hour	

P_0	.000	46	.000		75	.000	91	.000		208
P_1	.0074	51	.0218		806	.1033	124	.022		752
P_2	.0148	58	.0436		986	.2066	156	.044		847
P_3	.0222	65	.0654		1030	.3099	183	.066		890
P_4	.0296	69	.0872		1052	.4130	208	.088		918
P_5	.0370	75	.1090		1067			.110		940
P_6			.1308		1077			.132		957
P_7			.1526		1085			.154		970
P_8			.1744		1091			.176		981
P_9			.1962		1096			.198		991
P_{10}			.2180		1099			.220		1000
Reading Interval	1		3			15		3		Minutes

REMARKS:

SPECIAL PRESSURE DATA

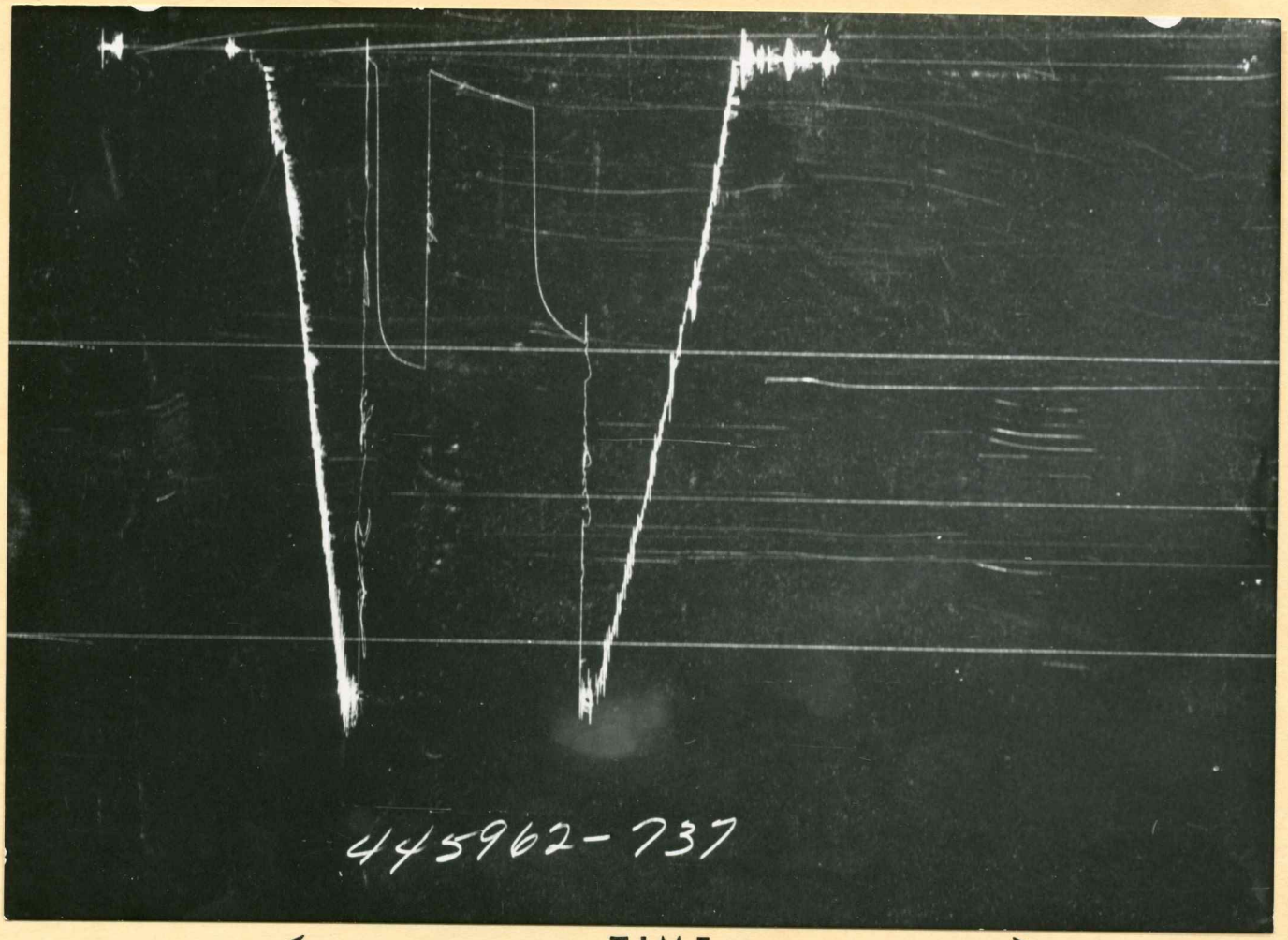

PRESSURE
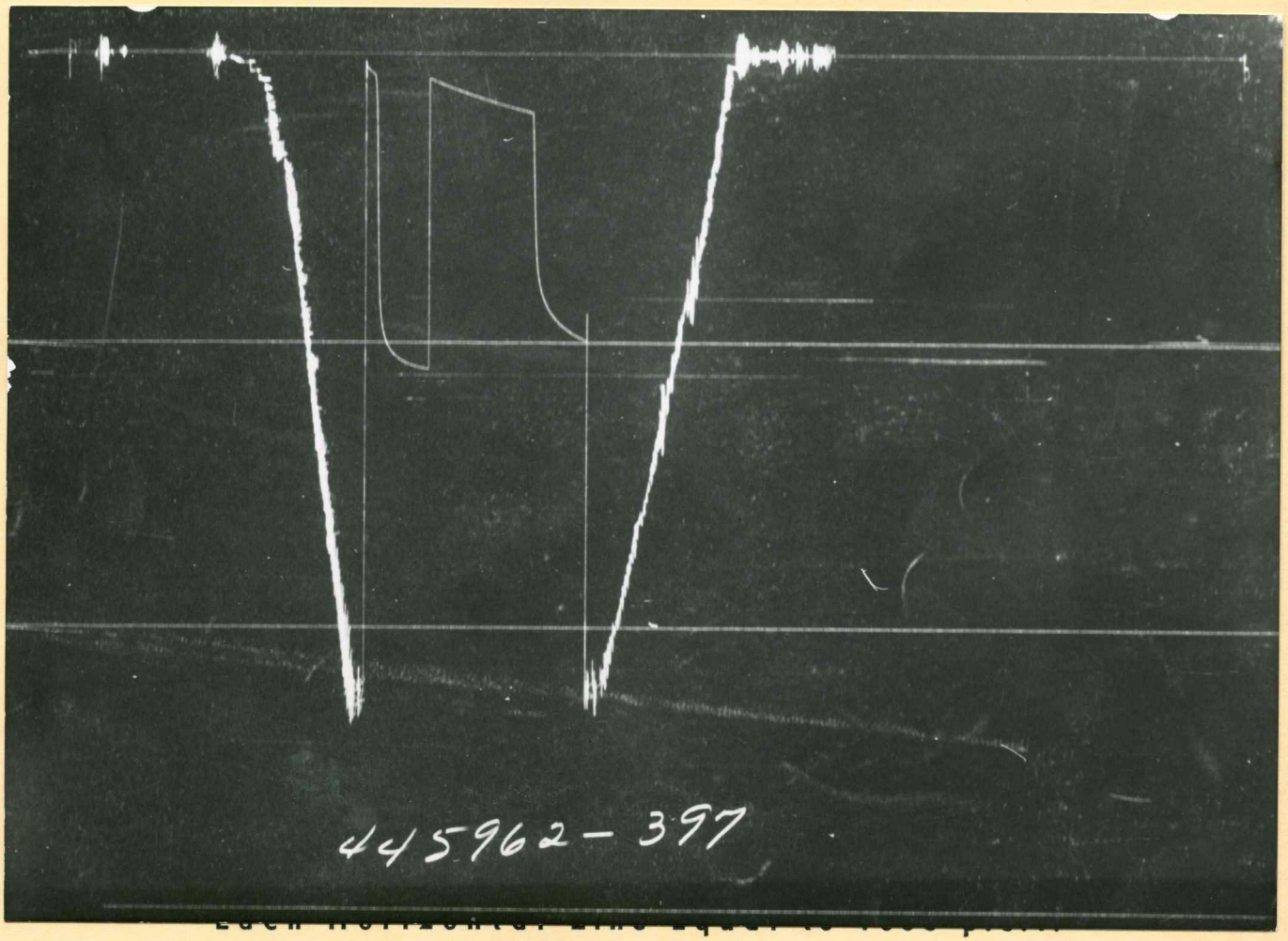
TIME