WESTERN TESTING CO., INC.

FORMATION TESTING

TICKET No. 6418

P. O. BOX 1599 PHONE (316) 838-0601
WICHITA, KANSAS 67201

Elevation 1898 D.F. (Derick Floor) Formation K.C. (Kansas City) Eff. Pay — Ft.

District Ft. Bend Date 8-1-80 Customer Order No. —

COMPANY NAME Production Inc.

ADDRESS Box 459 Great Bend, Ks

LEASE AND WELL NO. Wright #1 COUNTY Barton STATE Ks. Sec. 32 Twp. 20 Rge. 13 W

Mail Invoice To Same (Co. Name) Address No. Copies Requested 5

Mail Charts To Same Address No. Copies Requested 5

Formation Test No. 1 Interval Tested from 3326 ft. to 3370 ft. Total Depth 3370 ft.

Packer Depth 3326 ft. Size 6 3/4 in. Packer Depth — ft. Size — in.

Packer Depth 3321 ft. Size 6 3/4 in. Packer Depth — ft. Size — in.

Depth of Selective Zone Set —

Top Recorder Depth (Inside) 3328 ft. Recorder Number 6234 Cap. 4500

Bottom Recorder Depth (Outside) 3332 ft. Recorder Number 4339 Cap. 4300

Below Straddle Recorder Depth — ft. Recorder Number — Cap. —

Drilling Contractor Mustang Drlg #1 Drill Collar Length 210 I. D. 2.2 in.

Mud Type Premix-Stand Viscosity 40 Weight Pipe Length — I. D. — in.

Weight 9.8 Water Loss 13.6 cc. Drill Pipe Length 3095 I. D. 3.8 in.

Chlorides 50,000 P.P.M. Test Tool Length 21 ft. Tool Size 4 1/2 in.

Jars: Make — Serial Number — Anchor Length 44 ft. Size 5 1/2 in.

Did Well Flow? No Reversed Out — Surface Choke Size 1/2 in. Bottom Choke Size 1/2 in.

Main Hole Size 7 7/8 in. Tool Joint Size 4 1/2 X in.

Blow: Initial Flow F.F. - Fair Blow Building to a Strong Blow
F.F. - Strong Blow Throughout Test
Final Flow

Recovered 480' ft. of GAS IN PIPE
Recovered 180' ft. of Heavy Gas Cut Muddy Oil
Recovered 390' ft. of Heavy Gas Cut Oil
Recovered 90 ft. of Oil Cut Water
Recovered ft. of

Remarks: Slid tool 10' to Bottom
Arrived - 5:15 P.M 8-1-80
Left - 1:45 A.M 8-2-80

RECEIVED AUG 8 - 1980

Time Set Packer(s) 8:00 A.M. P.M. Time Started Off Bottom 10:30 A.M. P.M. Maximum Temperature 105°

Initial Hydrostatic Pressure		(A) 1791 P.S.I.		
Initial Flow Period	Minutes 30	(B) 126 P.S.I.	to (C) 240 P.S.I.	
Initial Closed In Period	Minutes 30	(D) 774 P.S.I.		
Final Flow Period	Minutes 45	(E) 263 P.S.I.	to (F) 366 P.S.I.	
Final Closed In Period	Minutes 45	(G) 752 P.S.I.		
Final Hydrostatic Pressure		(H) 1780 P.S.I.		

COMPANY TERMS

Western Testing Co., Inc. shall not be liable for damages of any kind to the property or personnel of the one for whom a test is made or for any loss suffered or sustained directly or indirectly through the use of its equipment, of its statements or opinion concerning the results of any test. Tools lost or damaged in the hole shall be paid at cost by the party for whom the test is made.

All charges subject to 12% interest after 60 days from date of invoice. Any expense incurred for collection will be added to the original amount.

Test Approved By [signature]
Signature of Customer or his authorized representative

Western Representative Dan Delaney

FIELD INVOICE

Open Hole Test	$ 550.00
Misrun	$
Straddle Test	$
Jars	$
Selective Zone	$
Safety Joint	$
Standby	$
Evaluation	$
Extra Packer	$
Circ. Sub. N/C	$
Mileage 9 MILES	$
Fluid Sampler	$
Extra Charts	$
Insurance	40.00
TOTAL	$ 590.00

WESTERN TESTING CO., INC.
Pressure Data

Date 8-1-80 Test Ticket No. 6418

Recorder No. 6234 Capacity 4500 Location 3328 Ft.

Clock No. Elevation 1898 Parish Slope Well Temperature 105- °F

Point		Pressure			Time Given	Time Computed
A	Initial Hydrostatic Mud	1800 P.S.I.		Open Tool	8:00P M	
B	First Initial Flow Pressure	100 P.S.I.		First Flow Pressure	30 Mins.	30 Mins.
C	First Final Flow Pressure	250 P.S.I.		Initial Closed-in Pressure	30 Mins.	30 Mins.
D	Initial Closed-in Pressure	729 P.S.I.		Second Flow Pressure	45- Mins.	45- Mins.
E	Second Initial Flow Pressure	270 P.S.I.		Final Closed-in Pressure	45- Mins.	45- Mins.
F	Second Final Flow Pressure	378 P.S.I.	* Plugging			
G	Final Closed-in Pressure	763 P.S.I.				
H	Final Hydrostatic Mud	1785- P.S.I.				

PRESSURE BREAKDOWN

First Flow Pressure
Breakdown: 6 Inc. of 5 mins. and a final inc. of 0 Min.

Point	Mins.	Press.
P 1	0 *	100
P 2	5 *	133
P 3	10 *	144
P 4	15 *	188
P 5	20 *	217
P 6	25	229
P 7	30	250
P 8	35	
P 9	40	
P10	45	
P11	50	
P12	55	
P13	60	
P14		
P15		
P16		
P17		
P18		
P19		
P20		

Initial Shut-In
Breakdown: 10 Inc. of 3 mins. and a final inc. of 0 Min.

Point Minutes	Press.
0	250
3	599
6	682
9	729
12	745-
15	759
18	768
21	772
24	774
27	779
30	779
33	
36	
39	
42	
45	
48	
51	
54	
57	
60	

Second Flow Pressure
Breakdown: 9 Inc. of 5 mins. and a final inc. of 0 Min.

Point Minutes	Press.
0	270
5	266
10	272
15	291
20	307
25	323
30	337
35	353
40	366
45	378
50	
55	
60	
65	
70	
75	
80	
85	
90	

Final Shut-In
Breakdown: 15 Inc. of 3 mins. and a final inc. of 0 Min.

Point Minutes	Press.
0	378
3	619
6	675-
9	704
12	718
15	729
18	736
21	740
24	745-
27	750
30	754
33	756
36	758
39	760
42	762
45	763
48	
51	
54	
57	
60	

WTC - 4

JKt #6418

I

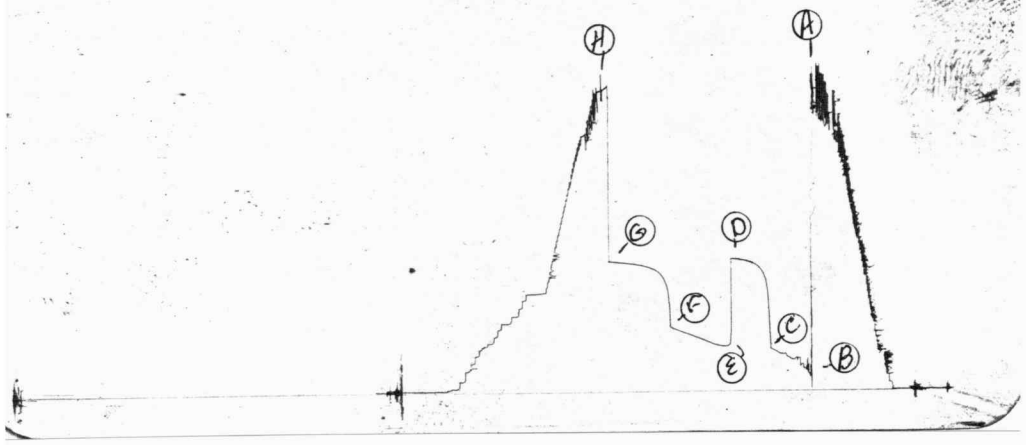

Company: Production, Inc. Lease & Well No.: Wright #1

Elevation: 1898 Derrick Floor Formation: Kansas City Effective Pay: - Ft. Ticket No.: 6418

Date: 8-1-80 Sec.: 32 Twp.: 20S Range: 13W County: Barton State: Kansas

Test Approved by: Milford Marts Western Representative: Dan Delaney

Formation Test No.: 1 Interval Tested from: 3326 ft. to: 3370 ft. Total Depth: 3370 ft.

Packer Depth: 3326 ft. Size: 6 3/4 in. Packer Depth: 3321 ft. Size: 6 3/4 in.

Packer Depth: - ft. Size: - in. Packer Depth: - ft. Size: - in.

Depth of Selective Zone Set: -

Top Recorder Depth (Inside): 3328 ft. Recorder Number: 6234 Cap.: 4500

Bottom Recorder Depth (Outside): 3332 ft. Recorder Number: 4399 Cap.: 4300

Below Straddle Recorder Depth: - ft. Recorder Number: - Cap.: -

Drilling Contractor: Mustang Drlg. (#1) Drill Collar Length: 210 I. D.: 2.2 in.

Mud Type: Premix-Starch Viscosity: 40 Weight Pipe Length: - I. D.: - in.

Weight: 9.8 Water Loss: 13.6 cc. Drill Pipe Length: 3095 I. D.: 3.8 in.

Chlorides: 50,000 P.P.M. Test Tool Length: 21 ft. Tool Size: 4½ in.

Jars: Make: - Serial Number: - Anchor Length: 44 ft. Size: 5½ in.

Did Well Flow?: No Reversed Out: - Surface Choke Size: 1/2 in. Bottom Choke Size: 1/2 in.

Main Hole Size: 7 7/8 in. Tool Joint Size: 4½XH in.

Blow: Fair blow building to a strong blow throughout initial flow period. Strong blow throughout final flow period.

Recovered: 480 ft. of: gas in pipe

Recovered: 180 ft. of: heavy gas cut muddy oil

Recovered: 390 ft. of: heavy gas cut oil

Recovered: 90 ft. of: oil cut water

Recovered: ft. of:

Remarks:

Time Set Packer(s): 8:00 ~~A.M.~~ P.M. Time Started Off Bottom: 10:30 ~~A.M.~~ P.M. Maximum Temperature: 105

Initial Hydrostatic Pressure ..... (A) 1800 P.S.I.

Initial Flow Period ..... Minutes 30 (B) 100 P.S.I. to (C) 250 P.S.I.

Initial Closed In Period ..... Minutes 30 (D) 779 P.S.I.

Final Flow Period ..... Minutes 45 (E) 270 P.S.I. to (F) 378 P.S.I.

Final Closed In Period ..... Minutes 45 (G) 762 P.S.I.

Final Hydrostatic Pressure ..... (H) 1785 P.S.I.

WESTERN TESTING CO., INC.
Pressure Data

Date 8-1-80 Test Ticket No. 6418

Recorder No. 6234 Capacity 4500 Location 3328 Ft.

Clock No. - Elevation 1898 Derrick Floor Well Temperature 105 °F

Point		Pressure			Time Given	Time Computed
A	Initial Hydrostatic Mud	1800 P.S.I.		Open Tool	8:00P. M	
B	First Initial Flow Pressure	100 P.S.I.		First Flow Pressure	30 Mins.	30 Mins.
C	First Final Flow Pressure	250 P.S.I.		Initial Closed-in Pressure	30 Mins.	30 Mins.
D	Initial Closed-in Pressure	779 P.S.I.		Second Flow Pressure	45 Mins.	45 Mins.
E	Second Initial Flow Pressure	270 P.S.I.		Final Closed-in Pressure	45 Mins.	45 Mins.
F	Second Final Flow Pressure	378 P.S.I.				
G	Final Closed-in Pressure	763 P.S.I.				
H	Final Hydrostatic Mud	1785 P.S.I.				

*Plugging action

PRESSURE BREAKDOWN

First Flow Pressure
Breakdown: 6 Inc. of 5 mins. and a final inc. of 0 Min.

Point	Mins.	Press.
P 1	0	100*
P 2	5	133*
P 3	10	194*
P 4	15	188*
P 5	20	217*
P 6	25	229
P 7	30	250
P 8		
P 9		
P10		
P11		
P12		
P13		
P14		
P15		
P16		
P17		
P18		
P19		
P20		

Initial Shut-In
Breakdown: 10 Inc. of 3 mins. and a final inc. of 0 Min.

Point	Minutes	Press.
P 1	0	250
P 2	3	599
P 3	6	682
P 4	9	729
P 5	12	745
P 6	15	759
P 7	18	768
P 8	21	772
P 9	24	774
P10	27	779
P11	30	779
P12		
P13		
P14		
P15		
P16		
P17		
P18		
P19		
P20		

Second Flow Pressure
Breakdown: 9 Inc. of 5 mins. and a final inc. of 0 Min.

Point	Minutes	Press.
P 1	0	270
P 2	5	266
P 3	10	272
P 4	15	291
P 5	20	307
P 6	25	323
P 7	30	337
P 8	35	353
P 9	40	366
P10	45	378
P11		
P12		
P13		
P14		
P15		
P16		
P17		
P18		
P19		
P20		

Final Shut-In
Breakdown: 15 Inc. of 3 mins. and a final inc. of 0 Min.

Point	Minutes	Press.
P 1	0	378
P 2	3	619
P 3	6	675
P 4	9	704
P 5	12	718
P 6	15	729
P 7	18	736
P 8	21	740
P 9	24	745
P10	27	750
P11	30	754
P12	33	756
P13	36	758
P14	39	760
P15	42	762
P16	45	763
P17		
P18		
P19		
P20		

WESTERN TESTING CO., INC.

FORMATION TESTING

TICKET No. 6419

P. O. BOX 1599 PHONE (316) 838-0601
WICHITA, KANSAS 67201

Elevation 1898 D.F Formation _____ Eff. Pay — Ft.

Derick Floor

District Gt Bend Date 8-2-80 Customer Order No. —

COMPANY NAME Production Inc,

ADDRESS Box 459 Great Bend, Ks.

LEASE AND WELL NO. Wright #1 COUNTY Barton STATE Ks. Sec. 32 Twp. 20 Rge. 13W

Mail Invoice To Same (Co. Name / Address) No. Copies Requested 5

Mail Charts To Same (Address) No. Copies Requested 5

Formation Test No. 2 Interval Tested from 3416 ft. to 3435 ft. Total Depth 3435 ft.

Packer Depth 3416 ft. Size 6 3/4 in. Packer Depth — ft. Size — in.

Packer Depth 3411 ft. Size 6 3/4 in. Packer Depth — ft. Size — in.

Depth of Selective Zone Set —

Top Recorder Depth (Inside) 3422 ft. Recorder Number 6234 Cap. 4500

Bottom Recorder Depth (Outside) 3426 ft. Recorder Number 4339 Cap. 4300

Below Straddle Recorder Depth — ft. Recorder Number — Cap. —

Drilling Contractor Mustang Drlg #1 Drill Collar Length 210 I. D. 2.2 in.

Mud Type Lignosulfate Viscosity 40 Weight Pipe Length — I. D. — in.

Weight 9.6 Water Loss 9.6 cc. Drill Pipe Length 3185 I. D. 3.8 in.

Chlorides 44,000 P.P.M. Test Tool Length 21 ft. Tool Size 4 1/2 in.

Jars: Make — Serial Number — Anchor Length 19 ft. Size 5 1/2 in.

Did Well Flow? No Reversed Out No Surface Choke Size 1/2 in. Bottom Choke Size 1/2 in.

Main Hole Size 7 7/8 in. Tool Joint Size 4 1/2 X in.

Initial Flow
Blow: ~~IF~~ - Weak Blow Throughout
~~FF~~ - Weak Blow Building to a Fair Blow!

Final Flow
Recovered 90 ft. of Gas in Pipe
Recovered 150 ft. of Oil & Gas Cut Muddy Water
Recovered ft. of
Recovered ft. of
Recovered ft. of

RECEIVED AUG 8 - 1980

Remarks:
Arrived - 11:45 A.M 8-2-80
Left - P.M 8-2-80

Time Set Packer(s) 2:20 A.M. P.M. Time Started Off Bottom 4:20 A.M. P.M. Maximum Temperature 106°

Initial Hydrostatic Pressure		(A)	1791	P.S.I.		
Initial Flow Period	Minutes 30	(B)	45	P.S.I. to	(C) 68	P.S.I.
Initial Closed In Period	Minutes 30	(D)	617	P.S.I.		
Final Flow Period	Minutes 30	(E)	91	P.S.I. to	(F) 91	P.S.I.
Final Closed In Period	Minutes 30	(G)	605	P.S.I.		
Final Hydrostatic Pressure		(H)	1780	P.S.I.		

COMPANY TERMS

Western Testing Co., Inc. shall not be liable for damages of any kind to the property or personnel of the one for whom a test is made or for any loss suffered or sustained directly or indirectly through the use of its equipment, of its statements or opinion concerning the results of any test. Tools lost or damaged in the hole shall be paid at cost by the party for whom the test is made.

All charges subject to 12% interest after 60 days from date of invoice. Any expense incurred for collection will be added to the original amount.

Test Approved By _____
Signature of Customer or his authorized representative

Western Representative Dan Delaney

FIELD INVOICE

Open Hole Test	$ 550.00
Misrun	$
Straddle Test	$
Jars	$
Selective Zone	$
Safety Joint	$
Standby	$
Evaluation	$
Extra Packer	$
Circ. Sub.	$
Mileage NC	$
Fluid Sampler	$
Extra Charts	$
TOTAL	$ 550.00

DK# 6419

I

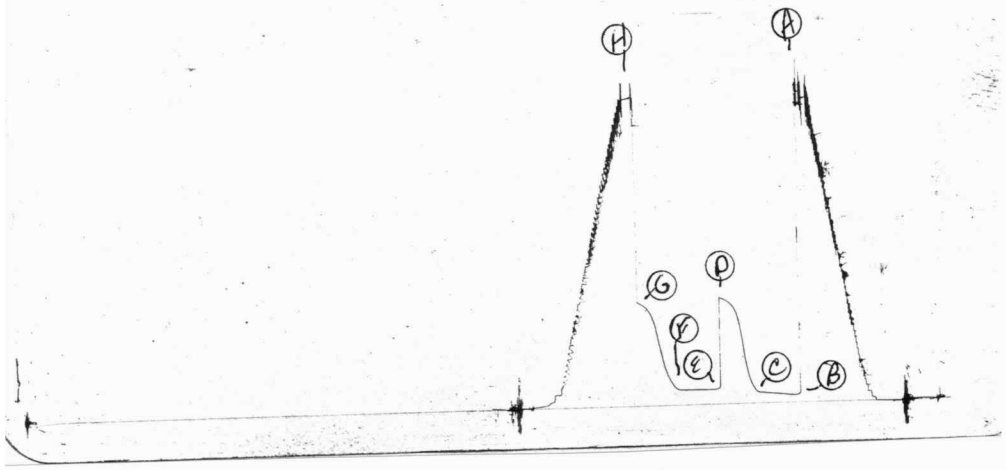

WESTERN TESTING CO., INC.
Pressure Data

Date 8-2-80 Test Ticket No. _____

Recorder No. 6234 Capacity 4500 Location 3422 Ft.

Clock No. _____ Elevation 1898 Parish Sluce Well Temperature 106 °F

Point		Pressure			Time Given	Time Computed
A	Initial Hydrostatic Mud	1787	P.S.I.	Open Tool	2:20 P M	
B	First Initial Flow Pressure	52	P.S.I.	First Flow Pressure	30 Mins.	30 Mins.
C	First Final Flow Pressure	~~46~~ 65	P.S.I.	Initial Closed-in Pressure	30 Mins.	30 Mins.
D	Initial Closed-in Pressure	628	P.S.I.	Second Flow Pressure	30 Mins.	30 Mins.
E	Second Initial Flow Pressure	96	P.S.I.	Final Closed-in Pressure	30 Mins.	30 Mins.
F	Second Final Flow Pressure	91	P.S.I.			
G	Final Closed-in Pressure	610	P.S.I.			
H	Final Hydrostatic Mud	1787	P.S.I.			

PRESSURE BREAKDOWN

First Flow Pressure
Breakdown: 6 Inc. of 5 mins. and a final inc. of 0 Min.

Point	Mins.	Press.
P 1	0	52
P 2	5	46
P 3	10	50
P 4	15	55
P 5	20	59
P 6	25	64
P 7	30	65
P 8	35	
P 9	40	
P10	45	
P11	50	
P12	55	
P13	60	
P14		
P15		
P16		
P17		
P18		
P19		
P20		

Initial Shut-In
Breakdown: 10 Inc. of 3 mins. and a final inc. of 0 Min.

Point Minutes	Press.
0	65
3	84
6	121
9	208
12	350
15	488
18	549
21	585
24	608
27	619
30	628
33	
36	
39	
42	
45	
48	
51	
54	
57	
60	

Second Flow Pressure
Breakdown: 6 Inc. of 5 mins. and a final inc. of 0 Min.

Point Minutes	Press.
0	96
5	89
10	89
15	89
20	90
25	91
30	91
35	
40	
45	
50	
55	
60	
65	
70	
75	
80	
85	
90	

Final Shut-In
Breakdown: 10 Inc. of 3 mins. and a final inc. of 0 Min.

Point Minutes	Press.
0	91
3	105
6	137
9	188
12	275
15	378
18	483
21	542
24	578
27	596
30	610
33	
36	
39	
42	
45	
48	
51	
54	
57	
60	

WTC - 4

Company Production, Inc. Lease & Well No. Wright #1

Elevation 1898 Derrick Floor Formation - Effective Pay - Ft. Ticket No. 6419

Date 8-2-80 Sec. 32 Twp. 20S Range 13W County Barton State Kansas

Test Approved by Milford Marts Western Representative Dan Delaney

Formation Test No. 2 Interval Tested from 3416 ft. to 3435 ft. Total Depth 3435 ft.

Packer Depth 3416 ft. Size 6 3/4 in. Packer Depth 3411 ft. Size 6 3/4 in.

Packer Depth - ft. Size - in. Packer Depth - ft. Size - in.

Depth of Selective Zone Set -

Top Recorder Depth (Inside) 3422 ft. Recorder Number 6234 Cap. 4500

Bottom Recorder Depth (Outside) 3426 ft. Recorder Number 4339 Cap. 4300

Below Straddle Recorder Depth - ft. Recorder Number - Cap. -

Drilling Contractor Mustang Drlg. (#1) Drill Collar Length 210 I. D. 2.2 in.

Mud Type Premix -Starch Viscosity 40 Weight Pipe Length - I. D. - in.

Weight 9.6 Water Loss 9.6 cc. Drill Pipe Length 3185 I. D. 3.8 in.

Chlorides 44,000 P.P.M. Test Tool Length 21 ft. Tool Size 4 1/2 in.

Jars: Make - Serial Number - Anchor Length 19 ft. Size 5 1/2 in.

Did Well Flow? No Reversed Out - Surface Choke Size 1/2 in. Bottom Choke Size 1/2 in.

Main Hole Size 7 7/8 in. Tool Joint Size 4½XH in.

Blow: Weak blow throughout initial flow period. Weak blow building to a fair blow throughout final flow period.

Recovered 90 ft. of gas in pipe

Recovered 150 ft. of oil and gas cut muddy water

Recovered ft. of

Recovered ft. of

Recovered ft. of

Remarks:

Time Set Packer(s) 2:20 ~~A.M.~~ P.M. Time Started Off Bottom 4:20 ~~A.M.~~ P.M. Maximum Temperature 106

Initial Hydrostatic Pressure ..... (A) 1787 P.S.I.

Initial Flow Period ..... Minutes 30 (B) 52 P.S.I. to (C) 65 P.S.I.

Initial Closed In Period ..... Minutes 30 (D) 628 P.S.I.

Final Flow Period ..... Minutes 30 (E) 96 P.S.I. to (F) 91 P.S.I.

Final Closed In Period ..... Minutes 30 (G) 610 P.S.I.

Final Hydrostatic Pressure ..... (H) 1787 P.S.I.

WESTERN TESTING CO., INC.
Pressure Data

Date 8-2-80 Test Ticket No. 6419

Recorder No. 6234 Capacity 4500 Location 3422 Ft.

Clock No. - Elevation 1898 Derrick Floor Well Temperature 106 °F

Point		Pressure	
A	Initial Hydrostatic Mud	1787	P.S.I.
B	First Initial Flow Pressure	52	P.S.I.
C	First Final Flow Pressure	65	P.S.I.
D	Initial Closed-in Pressure	628	P.S.I.
E	Second Initial Flow Pressure	96	P.S.I.
F	Second Final Flow Pressure	91	P.S.I.
G	Final Closed-in Pressure	610	P.S.I.
H	Final Hydrostatic Mud	1787	P.S.I.

	Time Given	Time Computed
Open Tool	2:20P. M	
First Flow Pressure	30 Mins.	30 Mins.
Initial Closed-in Pressure	30 Mins.	30 Mins.
Second Flow Pressure	30 Mins.	30 Mins.
Final Closed-in Pressure	30 Mins.	30 Mins.

PRESSURE BREAKDOWN

First Flow Pressure
Breakdown: 6 Inc. of 5 mins. and a final inc. of 0 Min.

Initial Shut-In
Breakdown: 10 Inc. of 3 mins. and a final inc. of 0 Min.

Second Flow Pressure
Breakdown: 6 Inc. of 5 mins. and a final inc. of 0 Min.

Final Shut-In
Breakdown: 10 Inc. of 3 mins. and a final inc. of 0 Min.

Point	First Flow Pressure Mins.	Press.	Initial Shut-In Minutes	Press.	Second Flow Pressure Minutes	Press.	Final Shut-In Minutes	Press.
P 1	0	52	0	65	0	96	0	91
P 2	5	46	3	84	5	89	3	105
P 3	10	50	6	121	10	89	6	137
P 4	15	55	9	208	15	89	9	188
P 5	20	59	12	350	20	90	12	275
P 6	25	64	15	488	25	91	15	378
P 7	30	65	18	549	30	91	18	483
P 8			21	585			21	542
P 9			24	608			24	578
P10			27	619			27	596
P11			30	628			30	610
P12								
P13								
P14								
P15								
P16								
P17								
P18								
P19								
P20								

WESTERN TESTING CO., INC.

FORMATION TESTING

TICKET No. 6420

P. O. BOX 1599 PHONE (316) 838-0601
WICHITA, KANSAS 67201

Elevation 1898 D.F. Formation KC Eff. Pay — Ft.
Derick Floor KANSAS, CITY

District Gt Bend Date 8-3-80 Customer Order No. —

COMPANY NAME Production Inc.
ADDRESS Box 459 Great Bend, Ks
LEASE AND WELL NO. Wright #1 COUNTY Barton STATE Ks. Sec. 32 Twp. 20 Rge. 13W
Mail Invoice To Same (Co. Name) Address No. Copies Requested 5
Mail Charts To Same Address No. Copies Requested 5

Formation Test No. 3 Interval Tested from 3435 ft. to 3470 ft. Total Depth 3470 ft.
Packer Depth 3435 ft. Size 6 3/4 in. Packer Depth — ft. Size — in.
Packer Depth 3431 ft. Size 6 3/4 in. Packer Depth — ft. Size — in.
Depth of Selective Zone Set —

Top Recorder Depth (Inside) 3446 ft. Recorder Number 6234 Cap. 4500
Bottom Recorder Depth (Outside) 3450 ft. Recorder Number 4339 Cap. 4300
Below Straddle Recorder Depth — ft. Recorder Number — Cap.

Drilling Contractor Mustang Drlg #1
Mud Type Premix-Starch Viscosity 40
Weight 9.6 Water Loss 9.6 cc.
Chlorides 44,000 P.P.M.
Jars: Make — Serial Number —
Did Well Flow? No Reversed Out No

Drill Collar Length 210 I. D. 2.2 in.
Weight Pipe Length — I. D. — in.
Drill Pipe Length 3204 I. D. 3.8 in.
Test Tool Length 21 ft. Tool Size 4 1/2 in.
Anchor Length 35 ft. Size 5 1/2 in.
Surface Choke Size 1/2 in. Bottom Choke Size 1/2 in.
Main Hole Size 7 7/8 in. Tool Joint Size 4 1/2 X in.

Blow: Initial Flow I.F. – Fair Blow Decreasing to a weak Blow
F.F. – Weak Blow Throughout

Final Flow
Recovered 120 ft. of Gas in Pipe
Recovered 180 ft. of Oil & Gas Cut Mud
Recovered ft. of
Recovered ft. of
Recovered ft. of

RECEIVED AUG 8 - 1980

Remarks:
arrived – 12:15 A.M 8-3-80
Left – 7:15 A.M 8-3-80

Time Set Packer(s) 3:00 A.M. P.M. Time Started Off Bottom 5:00 A.M. P.M. Maximum Temperature 108°

Initial Hydrostatic Pressure		(A) 1814 P.S.I.				
Initial Flow Period	Minutes 30	(B) 80 P.S.I.	to	(C) 91	P.S.I.	
Initial Closed In Period	Minutes 30	(D) 183 P.S.I.				
Final Flow Period	Minutes 30	(E) 103 P.S.I.	to	(F) 103	P.S.I.	
Final Closed In Period	Minutes 30	(G) 160 P.S.I.				
Final Hydrostatic Pressure		(H) 1803 P.S.I.				

COMPANY TERMS

Western Testing Co., Inc. shall not be liable for damages of any kind to the property or personnel of the one for whom a test is made or for any loss suffered or sustained directly or indirectly through the use of its equipment, of its statements or opinion concerning the results of any test. Tools lost or damaged in the hole shall be paid at cost by the party for whom the test is made.

All charges subject to 12% interest after 60 days from date of invoice. Any expense incurred for collection will be added to the original amount.

Test Approved By Milford Nash
Signature of Customer or his authorized representative

Western Representative Dan Delaney

FIELD INVOICE

Open Hole Test	$ 550.00
Misrun	$
Straddle Test	$
Jars	$
Selective Zone	$
Safety Joint	$
Standby	$
Evaluation	$
Extra Packer	$
Circ. Sub.	$
Mileage	$
Fluid Sampler	$
Extra Charts	$
TOTAL	$ 550.00

WESTERN TESTING CO., INC.
Pressure Data

Date 8-3-80 Test Ticket No. 6420

Recorder No. 6234 Capacity 4500 Location 3446 Ft.

Clock No. Elevation 1898 Derrick Floor Well Temperature 108 °F

Point		Pressure			Time Given		Time Computed	
A	Initial Hydrostatic Mud	1830	P.S.I.	Open Tool	3:00 A	M		
B	First Initial Flow Pressure	80	P.S.I.	First Flow Pressure	30	Mins.	30	Mins.
C	First Final Flow Pressure	96	P.S.I.	Initial Closed-in Pressure	30	Mins.	27	Mins.
D	Initial Closed-in Pressure	183	P.S.I.	Second Flow Pressure	30	Mins.	30	Mins.
E	Second Initial Flow Pressure	116	P.S.I.	Final Closed-in Pressure	30	Mins.	27	Mins.
F	Second Final Flow Pressure	103	P.S.I.					
G	Final Closed-in Pressure	168	P.S.I.					
H	Final Hydrostatic Mud	1825	P.S.I.					

PRESSURE BREAKDOWN

First Flow Pressure
Breakdown: 6 Inc. of 5 mins. and a final inc. of 0 Min.

Point Mins.		Press.
P 1	0	80
P 2	5	82
P 3	10	84
P 4	15	89
P 5	20	94
P 6	25	96
P 7	30	96
P 8	35	
P 9	40	
P10	45	
P11	50	
P12	55	
P13	60	
P14		
P15		
P16		
P17		
P18		
P19		
P20		

Initial Shut-In
Breakdown: 9 Inc. of 3 mins. and a final inc. of 0 Min.

Point Minutes	Press.
0	96
3	107
6	116
9	128
12	137
15	144
18	153
21	166
24	174
27	183
30	
33	
36	
39	
42	
45	
48	
51	
54	
57	
60	

Second Flow Pressure
Breakdown: 6 Inc. of 5 mins. and a final inc. of 0 Min.

Point Minutes	Press.
0	116
5	105
10	106
15	106
20	106
25	105
30	103
35	
40	
45	
50	
55	
60	
65	
70	
75	
80	
85	
90	

Final Shut-In
Breakdown: 9 Inc. of 3 mins. and a final inc. of 0 Min.

Point Minutes	Press.
0	103
3	110
6	114
9	121
12	128
15	134
18	142
21	151
24	158
27	168
30	
33	
36	
39	
42	
45	
48	
51	
54	
57	
60	

WTC - 4

JRA #6420

I

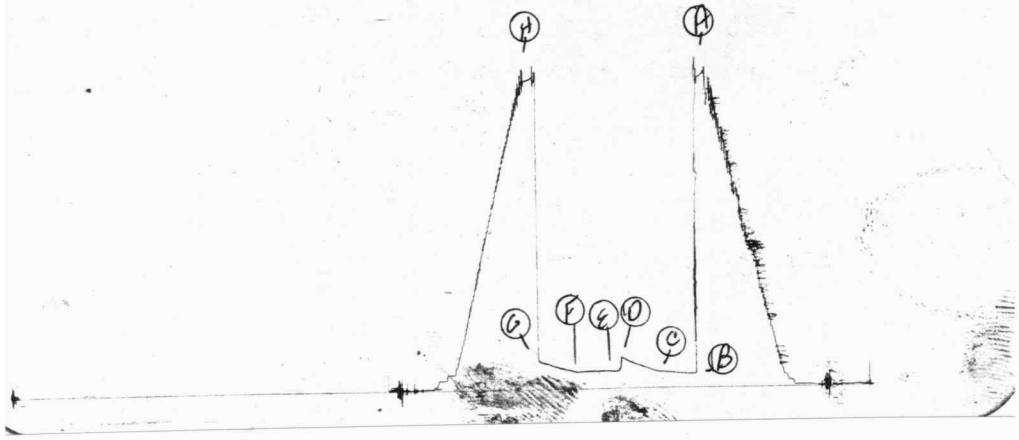

Company Production, Inc. Lease & Well No. Wright #1

Elevation 1898 Derrick Floor Formation Kansas City Effective Pay - Ft. Ticket No. 6420

Date 8-3-80 Sec. 32 Twp. 20S Range 13W County Barton State Kansas

Test Approved by Milford Marts Western Representative Dan Delaney

Formation Test No. 3 Interval Tested from 3435 ft. to 3470 ft. Total Depth 3470 ft.

Packer Depth 3435 ft. Size 6 3/4 in. Packer Depth - ft. Size - in.

Packer Depth 3431 ft. Size 6 3/4 in. Packer Depth - ft. Size - in.

Depth of Selective Zone Set -

Top Recorder Depth (Inside) 3446 ft. Recorder Number 6234 Cap. 4500

Bottom Recorder Depth (Outside) 3450 ft. Recorder Number 4339 Cap. 4300

Below Straddle Recorder Depth - ft. Recorder Number - Cap. -

Drilling Contractor Mustang Drilling (#1) Drill Collar Length 210 I. D. 2.2 in.

Mud Type Premix-Starch Viscosity 40 Weight Pipe Length - I. D. - in.

Weight 9.6 Water Loss 9.6 cc. Drill Pipe Length 3204 I. D. 3.8 in.

Chlorides 44,000 P.P.M. Test Tool Length 21 ft. Tool Size 4½ in.

Jars: Make - Serial Number - Anchor Length 35 ft. Size 5½ in.

Did Well Flow? No Reversed Out - Surface Choke Size 1/2 in. Bottom Choke Size 1/2 in.

Main Hole Size 7 7/8 in. Tool Joint Size 4½XH in.

Blow: Fair blow decreasing to a weak blow on initial flow period. Weak blow throughout final flow period.

Recovered 120 ft. of gas in pipe

Recovered 180 ft. of oil and gas cut mud

Recovered ft. of

Recovered ft. of

Recovered ft. of

Remarks:

Time Set Packer(s) 3:00 A.M. ~~P.M.~~ Time Started Off Bottom 5:00 A.M. ~~P.M.~~ Maximum Temperature 108

Initial Hydrostatic Pressure ..... (A) 1830 P.S.I.

Initial Flow Period ..... Minutes 30 (B) 80 P.S.I. to (C) 96 P.S.I.

Initial Closed In Period ..... Minutes 27 (D) 183 P.S.I.

Final Flow Period ..... Minutes 30 (E) 116 P.S.I. to (F) 103 P.S.I.

Final Closed In Period ..... Minutes 27 (G) 168 P.S.I.

Final Hydrostatic Pressure ..... (H) 1825 P.S.I.

WESTERN TESTING CO., INC.

Pressure Data

Date 8/3/80 Test Ticket No. 6420

Recorder No. 6234 Capacity 4500 Location 3446 Ft.

Clock No. --- Elevation 1898 Derrick Floor Well Temperature 108 °F

Point		Pressure			Time Given		Time Computed	
A	Initial Hydrostatic Mud	1830	P.S.I.	Open Tool	3:00A	M		
B	First Initial Flow Pressure	80	P.S.I.	First Flow Pressure	30	Mins.	30	Mins.
C	First Final Flow Pressure	96	P.S.I.	Initial Closed-in Pressure	30	Mins.	27	Mins.
D	Initial Closed-in Pressure	183	P.S.I.	Second Flow Pressure	30	Mins.	30	Mins.
E	Second Initial Flow Pressure	116	P.S.I.	Final Closed-in Pressure	30	Mins.	27	Mins.
F	Second Final Flow Pressure	103	P.S.I.					
G	Final Closed-in Pressure	168	P.S.I.					
H	Final Hydrostatic Mud	1825	P.S.I.					

PRESSURE BREAKDOWN

First Flow Pressure

Breakdown: 6 Inc. of 5 mins. and a final inc. of 0 Min.

Initial Shut-In

Breakdown: 9 Inc. of 3 mins. and a final inc. of 0 Min.

Second Flow Pressure

Breakdown: 6 Inc. of 5 mins. and a final inc. of 0 Min.

Final Shut-In

Breakdown: 9 Inc. of 3 mins. and a final inc. of 0 Min.

Point	Mins.	Press.	Point	Minutes	Press.	Point	Minutes	Press.	Point	Minutes	Press.
P 1	0	80		0	96		0	116		0	103
P 2	5	82		3	107		5	105		3	110
P 3	10	84		6	116		10	106		6	114
P 4	15	89		9	128		15	106		9	121
P 5	20	94		12	137		20	106		12	128
P 6	25	96		15	144		25	105		15	134
P 7	30	96		18	153		30	103		18	142
P 8				21	166					21	151
P 9				24	174					24	158
P10				27	183					27	168
P11											
P12											
P13											
P14											
P15											
P16											
P17											
P18											
P19											
P20											

WESTERN TESTING CO., INC.

FORMATION TESTING

TICKET Nº 6421

P. O. BOX 1599 PHONE (316) 838-0601
WICHITA, KANSAS 67201

Derick Floor
Elevation 1898 D.F. Formation Arbuckle Eff. Pay — Ft.

District Gt. Bend Date 8-3-80 Customer Order No. —

COMPANY NAME Production Inc
ADDRESS Box 459 Great Bend, Ks
LEASE AND WELL NO. Wright #1 COUNTY Barton STATE Ks Sec 32 Twp 20 Rge 13W

Mail Invoice To Same No. Copies Requested 5
Co. Name Address

Mail Charts To Same No. Copies Requested 5
Address

Formation Test No. 4 Interval Tested from 3513 ft. to 3549 ft. Total Depth 3549 ft.
Packer Depth 3513 ft. Size 6 3/4 in. Packer Depth — ft. Size — in.
Packer Depth 3508 ft. Size 6 3/4 in. Packer Depth — ft. Size — in.
Depth of Selective Zone Set —

Top Recorder Depth (Inside) 3524 ft. Recorder Number 6234 Cap. 4500
Bottom Recorder Depth (Outside) 3528 ft. Recorder Number 4339 Cap. 4300
Below Straddle Recorder Depth — ft. Recorder Number — Cap. —

Drilling Contractor Mustang Drlg #1 Drill Collar Length 210 I. D. 2.2 in.
Mud Type Premix-Stand Viscosity 40 Weight Pipe Length — I. D. — in.
Weight 9.6 Water Loss 10.3 cc. Drill Pipe Length 3282 I. D. 3.8 in.
Chlorides 45,000 P.P.M. Test Tool Length 21 ft. Tool Size 4 1/2 in.
Jars: Make — Serial Number — Anchor Length 36 ft. Size 5 1/2 in.
Did Well Flow? No Reversed Out No Surface Choke Size 1/2 in. Bottom Choke Size 1/2 in.
Main Hole Size 7 7/8 in. Tool Joint Size 4 1/2 X in.

Initial Flow
Blow: IF - Weak Blow Died In 24 Min.
FF - No Blow Flushed Tool No Help!
Final Flow

Recovered 20 ft. of DRLG MUD
Recovered ft. of
Recovered ft. of
Recovered ft. of
Recovered ft. of

RECEIVED AUG 8 - 1980

Remarks:
Arrived - 5:15 P.M 8-3-80
Left - 11:45 P.M 8-3-80

Time Set Packer(s) 7:50 A.M. P.M. Time Started Off Bottom 9:50 A.M. P.M. Maximum Temperature 108°

Initial Hydrostatic Pressure		(A)	1893	P.S.I.		
Initial Flow Period	Minutes 30	(B)	34	P.S.I. to	(C) 34	P.S.I.
Initial Closed In Period	Minutes 30	(D)	80	P.S.I.		
Final Flow Period	Minutes 30	(E)	34	P.S.I. to	(F) 45	P.S.I.
Final Closed In Period	Minutes 30	(G)	68	P.S.I.		
Final Hydrostatic Pressure		(H)	1882	P.S.I.		

COMPANY TERMS

Western Testing Co., Inc. shall not be liable for damages of any kind to the property or personnel of the one for whom a test is made or for any loss suffered or sustained directly or indirectly through the use of its equipment, of its statements or opinion concerning the results of any test. Tools lost or damaged in the hole shall be paid at cost by the party for whom the test is made.

All charges subject to 12% interest after 60 days from date of invoice. Any expense incurred for collection will be added to the original amount.

Test Approved By Lyndon Muggrove
Signature of Customer or his authorized representative

Western Representative Dan Delaney

FIELD INVOICE

Open Hole Test	$ 550.00
Misrun	$
Straddle Test	$
Jars	$
Selective Zone	$
Safety Joint	$
Standby	$
Evaluation	$
Extra Packer	$
Circ. Sub.	$
Mileage NC	$
Fluid Sampler	$
Extra Charts	$
TOTAL	$ 550.00

DK # 6421

I

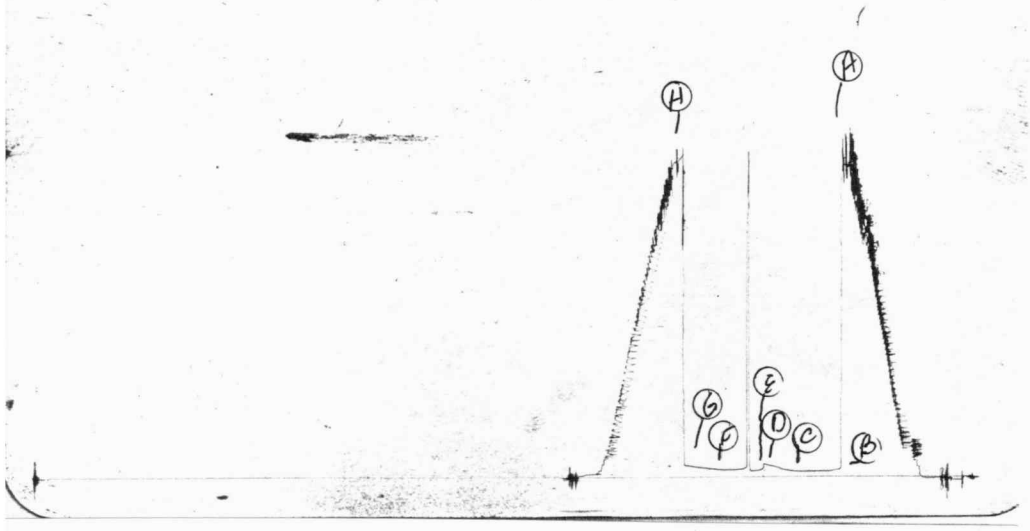

WESTERN TESTING CO., INC.
Pressure Data

Date 8-3-80 Test Ticket No. 6421

Recorder No. 6234 Capacity 4500 Location 3524 Ft.

Clock No. Elevation 1898 Parish Floor Well Temperature 108 °F

Point		Pressure			Time Given	Time Computed
A	Initial Hydrostatic Mud	1871 P.S.I.		Open Tool	7:50 PM	
B	First Initial Flow Pressure	45 P.S.I.		First Flow Pressure	30 Mins.	30 Mins.
C	First Final Flow Pressure	32 P.S.I.		Initial Closed-in Pressure	30 Mins.	27 Mins.
D	Initial Closed-in Pressure	75 P.S.I.		Second Flow Pressure	30 Mins.	30 Mins.
E	Second Initial Flow Pressure	45 P.S.I.		Final Closed-in Pressure	30 Mins.	27 Mins.
F	Second Final Flow Pressure	43 P.S.I.				
G	Final Closed-in Pressure	71 P.S.I.				
H	Final Hydrostatic Mud	1853 P.S.I.				

PRESSURE BREAKDOWN

First Flow Pressure
Breakdown: 6 Inc. of 5 mins. and a final inc. of 0 Min.

Point	Mins.	Press.
P 1	0	45
P 2	5	36
P 3	10	34
P 4	15	32
P 5	20	
P 6	25	
P 7	30	32
P 8	35	
P 9	40	
P10	45	
P11	50	
P12	55	
P13	60	
P14		
P15		
P16		
P17		
P18		
P19		
P20		

Initial Shut-In
Breakdown: 9 Inc. of 3 mins. and a final inc. of 0 Min.

Point Minutes	Press.
0	32
3	32
6	36
9	41
12	48
15	57
18	64
21	68
24	71
27	75
30	
33	
36	
39	
42	
45	
48	
51	
54	
57	
60	

Second Flow Pressure
Breakdown: 6 Inc. of 5 mins. and a final inc. of 0 Min.

Point Minutes	Press.
0	45
5	38
10	Flushed Tool
15	45
20	43
25	43
30	43
35	
40	
45	
50	
55	
60	
65	
70	
75	
80	
85	
90	

Final Shut-In
Breakdown: 9 Inc. of 3 mins. and a final inc. of 0 Min.

Point Minutes	Press.
0	43
3	47
6	50
9	52
12	55
15	57
18	62
21	65
24	68
27	71
30	
33	
36	
39	
42	
45	
48	
51	
54	
57	
60	

WTC - 4

Company: Production, Inc. Lease & Well No.: Wright #1

Elevation: 1898 Derrick Floor Formation: Arbuckle Effective Pay: - Ft. Ticket No.: 6421

Date: 8-3-80 Sec.: 32 Twp.: 20S Range: 13W County: Barton State: Kansas

Test Approved by: J.C. Musgrove Western Representative: Dan Delaney

Formation Test No.: 4 Interval Tested from: 3513 ft. to: 3549 ft. Total Depth: 3549 ft.

Packer Depth: 3513 ft. Size: 6 3/4 in. Packer Depth: - ft. Size: - in.

Packer Depth: 3508 ft. Size: 6 3/4 in. Packer Depth: - ft. Size: - in.

Depth of Selective Zone Set: -

Top Recorder Depth (Inside): 3524 ft. Recorder Number: 6234 Cap.: 4500

Bottom Recorder Depth (Outside): 3528 ft. Recorder Number: 4339 Cap.: 4300

Below Straddle Recorder Depth: - ft. Recorder Number: - Cap.: -

Drilling Contractor: Mustang Drlg. (#1) Drill Collar Length: 210 I. D.: 2.2 in.

Mud Type: Premix-Starch Viscosity: 40 Weight Pipe Length: - I. D.: - in.

Weight: 9.6 Water Loss: 10.3 cc. Drill Pipe Length: 3282 I. D.: 3.8 in.

Chlorides: 45,000 P.P.M. Test Tool Length: 21 ft. Tool Size: 4½ in.

Jars: Make: - Serial Number: - Anchor Length: 36 ft. Size: 5½ in.

Did Well Flow?: No Reversed Out: - Surface Choke Size: 1/2 in. Bottom Choke Size: 1/2 in.

Main Hole Size: 7 7/8 in. Tool Joint Size: 4½XH in.

Blow: Weak blow died in 24 minutes on initial flow period. No blow, flushed tool, no help on final flow period.

Recovered: 20 ft. of: drilling mud

Recovered: ft. of:

Recovered: ft. of:

Recovered: ft. of:

Recovered: ft. of:

Remarks:

Time Set Packer(s): 7:50 ~~A.M.~~ P.M. Time Started Off Bottom: 9:50 ~~A.M.~~ P.M. Maximum Temperature: 108

Initial Hydrostatic Pressure ..... (A) 1871 P.S.I.

Initial Flow Period ..... Minutes 30 (B) 45 P.S.I. to (C) 32 P.S.I.

Initial Closed In Period ..... Minutes 27 (D) 75 P.S.I.

Final Flow Period ..... Minutes 30 (E) 45 P.S.I. to (F) 43 P.S.I.

Final Closed In Period ..... Minutes 27 (G) 71 P.S.I.

Final Hydrostatic Pressure ..... (H) 1853 P.S.I.

WTC

WESTERN TESTING CO., INC.
Pressure Data

Date 8-3-80 Test Ticket No. 6421

Recorder No. 6234 Capacity 4500 Location 3524 Ft.

Clock No. - Elevation 1898 Derrick Floor Well Temperature 108 °F

Point		Pressure	
A	Initial Hydrostatic Mud	1871	P.S.I.
B	First Initial Flow Pressure	45	P.S.I.
C	First Final Flow Pressure	32	P.S.I.
D	Initial Closed-in Pressure	75	P.S.I.
E	Second Initial Flow Pressure	45	P.S.I.
F	Second Final Flow Pressure	43	P.S.I.
G	Final Closed-in Pressure	71	P.S.I.
H	Final Hydrostatic Mud	1853	P.S.I.

	Time Given	Time Computed
Open Tool	7:50P. M	
First Flow Pressure	30 Mins.	30 Mins.
Initial Closed-in Pressure	30 Mins.	27 Mins.
Second Flow Pressure	30 Mins.	30 Mins.
Final Closed-in Pressure	30 Mins.	27 Mins.

PRESSURE BREAKDOWN

First Flow Pressure
Breakdown: 6 Inc. of 5 mins. and a final inc. of 0 Min.

Initial Shut-In
Breakdown: 9 Inc. of 3 mins. and a final inc. of 0 Min.

Second Flow Pressure
Breakdown: 6 Inc. of 5 mins. and a final inc. of 0 Min.

Final Shut-In
Breakdown: 9 Inc. of 3 mins. and a final inc. of 0 Min.

Point Mins.	Press.	Point Minutes	Press.	Point Minutes	Press.	Point Minutes	Press.
P 1 0	45	0	32	0	45	0	43
P 2 5	36	3	32	5	38	3	47
P 3 10	34	6	36	10	Flushed Tool	6	50
P 4 51	32	9	41	15	45	9	52
P 5 20	32	12	48	20	43	12	55
P 6 25	32	15	57	25	43	15	57
P 7 30	32	18	64	30	43	18	62
P 8		21	68			21	65
P 9		24	71			24	68
P10		27	75			27	71
P11							
P12							
P13							
P14							
P15							
P16							
P17							
P18							
P19							
P20							

WESTERN TESTING CO., INC.

FORMATION TESTING

TICKET No. 6422

P. O. BOX 1599 PHONE (316) 838-0601
WICHITA, KANSAS 67201

Elevation 1898 D.F. (Derick floor) Formation Arbuckle Eff. Pay — Ft.

District Gt. Bend Date 8-4-80 Customer Order No. —

COMPANY NAME Production Inc.

ADDRESS Box 459 Great Bend Kansas

LEASE AND WELL NO. Wright #1 COUNTY Barton STATE Ks. Sec 32 Twp 20 Rge 13W

Mail Invoice To Same No. Copies Requested 5
Co. Name Address

Mail Charts To Same No. Copies Requested 5
Address

Formation Test No. 5 Interval Tested from 3546 ft. to 3556 ft. Total Depth 3556 ft.

Packer Depth 3546 ft. Size 6 3/4 in. Packer Depth — ft. Size — in.

Packer Depth 3541 ft. Size 6 3/4 in. Packer Depth — ft. Size — in.

Depth of Selective Zone Set —

Top Recorder Depth (Inside) 3548 ft. Recorder Number 6234 Cap. 4500

Bottom Recorder Depth (Outside) 3552 ft. Recorder Number 4339 Cap. 4300

Below Straddle Recorder Depth — ft. Recorder Number — Cap. —

Drilling Contractor Mustang Drlg #1 Drill Collar Length 150 I. D. 2.2 in.

Mud Type Chemi Gel Viscosity 40 Weight Pipe Length — I. D. — in.

Weight 9.6 Water Loss 10.3 cc. Drill Pipe Length 3375 I. D. 3.8 in.

Chlorides 45,000 P.P.M. Test Tool Length 21 ft. Tool Size 4 1/2 in.

Jars: Make — Serial Number — Anchor Length 10 ft. Size 5 1/2 in.

Did Well Flow? — Reversed Out — Surface Choke Size 1/2 in. Bottom Choke Size 1/2 in.

Main Hole Size 7 7/8 in. Tool Joint Size 4 1/2 XH in.

Blow: initial flow Period F.F. - Strong Blow Decreasing to a Good Blow (5 inches in bucket
F.F. - Fair Blow Throughout Flow
initial flow period

Recovered 30 ft. of Mud
Recovered 120 ft. of Mud Slightly oil Specked
Recovered 180 ft. of Oil Cut Mud
Recovered 90 ft. of Muddy Oil
Recovered ft. of

Remarks: Packer failed when tool opened and tool slid 5' to Bottom Ok
Arrived - 1:15 A.M. 8-4-80
Left - 12:45 P.M. 8-4-80

Time Set Packer(s) 6:35 A.M. P.M. Time Started Off Bottom 9:35 A.M. P.M. Maximum Temperature 109°

Initial Hydrostatic Pressure		(A)	1893	P.S.I.		
Initial Flow Period	Minutes 45	(B)	229	P.S.I. to	(C) 229	P.S.I.
Initial Closed In Period	Minutes 45	(D)	909	P.S.I.		
Final Flow Period	Minutes 45	(E)	240	P.S.I. to	(F) 240	P.S.I.
Final Closed In Period	Minutes 45	(G)	842	P.S.I.		
Final Hydrostatic Pressure		(H)	1882	P.S.I.		

COMPANY TERMS

Western Testing Co., Inc. shall not be liable for damages of any kind to the property or personnel of the one for whom a test is made or for any loss suffered or sustained directly or indirectly through the use of its equipment, of its statements or opinion concerning the results of any test. Tools lost or damaged in the hole shall be paid at cost by the party for whom the test is made.

All charges subject to 12% interest after 60 days from date of invoice. Any expense incurred for collection will be added to the original amount.

Test Approved By Gene Musgrove
Signature of Customer or his authorized representative

Western Representative Dan Delaney

RECEIVED AUG 8 - 1980

FIELD INVOICE

Open Hole Test	$ 550.00
Misrun	$
Straddle Test	$
Jars	$
Selective Zone	$
Safety Joint	$
Standby	$
Evaluation	$
Extra Packer	$
Circ. Sub.	$
Mileage	$
Fluid Sampler	$
Extra Charts	$
TOTAL	$ 550.00

WESTERN TESTING CO., INC.
Pressure Data

Date 8-4-80 Test Ticket No. 6422

Recorder No. 6234 Capacity 4500 Location 3548 Ft.

Clock No. Elevation 1898 Derrick Floor Well Temperature 109 °F

Point		Pressure			Time Given	Time Computed
A	Initial Hydrostatic Mud	1882	P.S.I.	Open Tool	6:35 A M	
B	First Initial Flow Pressure	Plugging.	P.S.I.	First Flow Pressure	45 Mins.	45 Mins.
C	First Final Flow Pressure	Plugging	P.S.I.	Initial Closed-in Pressure	45 Mins.	45 Mins.
D	Initial Closed-in Pressure	912	P.S.I.	Second Flow Pressure	45 Mins.	45 Mins.
E	Second Initial Flow Pressure	238	P.S.I.	Final Closed-in Pressure	45 Mins.	45 Mins.
F	Second Final Flow Pressure	243	P.S.I.			
G	Final Closed-in Pressure	842	P.S.I.			
H	Final Hydrostatic Mud	1871	P.S.I.			

PRESSURE BREAKDOWN

First Flow Pressure
Breakdown: 9 Inc. of 5 mins. and a final inc. of 0 Min.

Point	Mins.	Press.
P 1	0	
P 2	5	
P 3	10	
P 4	15	
P 5	20	
P 6	25	
P 7	30	
P 8	35	
P 9	40	
P10	45	
P11	50	
P12	55	
P13	60	
P14		
P15		
P16		
P17		
P18		
P19		
P20		

Plugging

Initial Shut-In
Breakdown: 15 Inc. of 3 mins. and a final inc. of 0 Min.

Point Minutes	Press.
0	233
3	743
6	756
9	779
12	808
15	833
18	853
21	868
24	882
27	894
30	905
33	913
36	916
39	914
42	912
45	912
48	
51	
54	
57	
60	

Second Flow Pressure
Breakdown: 9 Inc. of 5 mins. and a final inc. of 0 Min.

Point Minutes	Press.
0	plugging
5	
10	238
15	240
20	237
25	245
30	243
35	↑
40	↓
45	243
50	
55	
60	
65	
70	
75	
80	
85	
90	

Final Shut-In
Breakdown: 15 Inc. of 3 mins. and a final inc. of 0 Min.

Point Minutes	Press.
0	243
3	560
6	637
9	686
12	725
15	747
18	768
21	781
24	792
27	801
30	810
33	817
36	826
39	833
42	837
45	842
48	
51	
54	
57	
60	

WTC - 4

6234

DH #6422

I

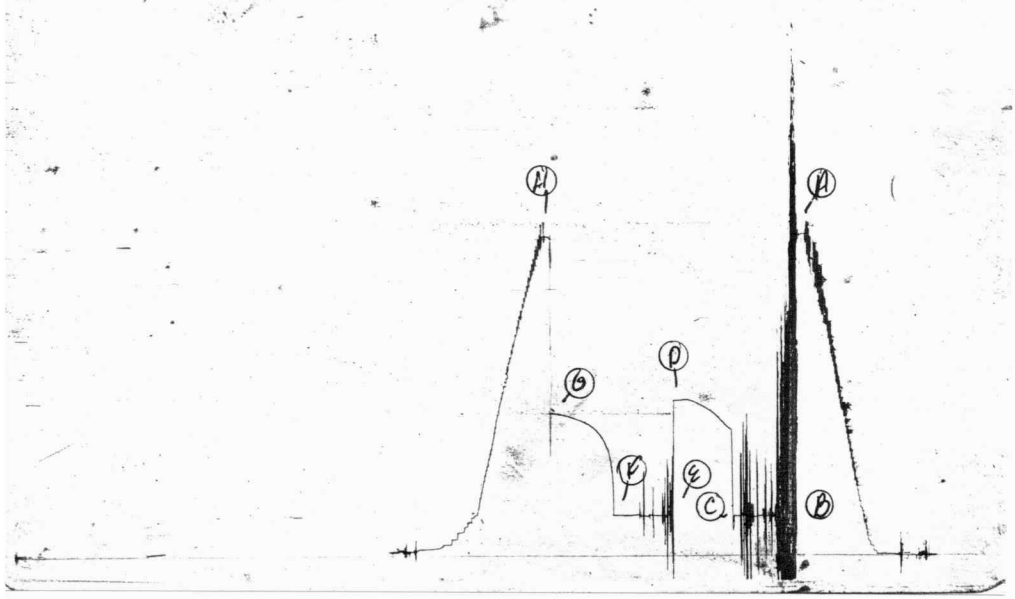

Company: Production, Inc. Lease & Well No.: Wright #1

Elevation: 1898 Derrick Floor Formation: Arbuckle Effective Pay: - Ft. Ticket No.: 6422

Date: 8-4-80 Sec.: 32 Twp.: 20S Range: 13W County: Barton State: Kansas

Test Approved by: J.C. Musgrove Western Representative: Dan Delaney

Formation Test No.: 5 Interval Tested from: 3546 ft. to: 3556 ft. Total Depth: 3556 ft.

Packer Depth: 3546 ft. Size: 6 3/4 in. Packer Depth: - ft. Size: - in.

Packer Depth: 3541 ft. Size: 6 3/4 in. Packer Depth: - ft. Size: - in.

Depth of Selective Zone Set: -

Top Recorder Depth (Inside): 3548 ft. Recorder Number: 6234 Cap.: 4500

Bottom Recorder Depth (Outside): 3552 ft. Recorder Number: 4339 Cap.: 4300

Below Straddle Recorder Depth: - ft. Recorder Number: - Cap.: -

Drilling Contractor: Mustang Drlg. (#1) Drill Collar Length: 150 I. D.: 2.2 in.

Mud Type: Premix-Starch Viscosity: 40 Weight Pipe Length: - I. D.: - in.

Weight: 9.6 Water Loss: 10.3 cc. Drill Pipe Length: 3375 I. D.: 3.8 in.

Chlorides: 45,000 P.P.M. Test Tool Length: 21 ft. Tool Size: 4 1/2 in.

Jars: Make: - Serial Number: - Anchor Length: 10 ft. Size: 5 1/2 in.

Did Well Flow?: - Reversed Out: - Surface Choke Size: 1/2 in. Bottom Choke Size: 1/2 in.

Main Hole Size: 7 7/8 in. Tool Joint Size: 4½XH in.

Blow: Strong blow decreasing to a good blow (5" in bucket) on initial flow period. Fair blow throughout final flow period.

Recovered 30 ft. of mud

Recovered 120 ft. of mud slight oil specked

Recovered 180 ft. of oil cut mud

Recovered 90 ft. of muddy oil

Recovered ft. of

Remarks: Packer failed when tool opened and tool slid 5' to bottom.

Time Set Packer(s): 6:35 A.M. ~~P.M.~~ Time Started Off Bottom: 9:35 A.M. ~~P.M.~~ Maximum Temperature: 109

Initial Hydrostatic Pressure ..... (A) 1882 P.S.I.

Initial Flow Period ..... Minutes 45 (B) Plugging P.S.I. to (C) Plugging P.S.I.

Initial Closed In Period ..... Minutes 45 (D) 912 P.S.I.

Final Flow Period ..... Minutes 45 (E) 238 P.S.I. to (F) 243 P.S.I.

Final Closed In Period ..... Minutes 45 (G) 842 P.S.I.

Final Hydrostatic Pressure ..... (H) 1871 P.S.I.

WESTERN TESTING CO., INC.
Pressure Data

Date 8/4/80 Test Ticket No. 6422

Recorder No. 6234 Capacity 4500 Location 3548 Ft.

Clock No. --- Elevation 1898 Derrick Floor Well Temperature 109 °F

Point		Pressure			Time Given		Time Computed	
A	Initial Hydrostatic Mud	1882	P.S.I.	Open Tool	6:35A	M		
B	First Initial Flow Pressure	Plugging	P.S.I.	First Flow Pressure	45	Mins.	45	Mins.
C	First Final Flow Pressure	Plugging	P.S.I.	Initial Closed-in Pressure	45	Mins.	45	Mins.
D	Initial Closed-in Pressure	912	P.S.I.	Second Flow Pressure	45	Mins.	45	Mins.
E	Second Initial Flow Pressure	238	P.S.I.	Final Closed-in Pressure	45	Mins.	45	Mins.
F	Second Final Flow Pressure	243	P.S.I.					
G	Final Closed-in Pressure	842	P.S.I.					
H	Final Hydrostatic Mud	1871	P.S.I.					

PRESSURE BREAKDOWN

	First Flow Pressure		Initial Shut-In		Second Flow Pressure		Final Shut-In	
	Breakdown: 9 Inc. of 5 mins. and a final inc. of 0 Min.		Breakdown: 15 Inc. of 3 mins. and a final inc. of 0 Min.		Breakdown: 9 Inc. of 5 mins. and a final inc. of 0 Min.		Breakdown: 15 Inc. of 3 mins. and a final inc. of 0 Min.	
	Point Mins.	Press.	Point Minutes	Press.	Point Minutes	Press.	Point Minutes	Press.
P 1	0	PLUGGING	0	233	0	Plugging	0	243
P 2	5	PLUGGING	3	743	5	Plugging	3	560
P 3	10	PLUGGING	6	756	10	238	6	637
P 4	15	PLUGGING	9	779	15	240	9	686
P 5	20	PLUGGING	12	808	20	237	12	725
P 6	25	PLUGGING	15	833	25	245	15	747
P 7	30	PLUGGING	18	853	30	243	18	768
P 8	35	PLUGGING	21	868	35	243	21	781
P 9	40	PLUGGING	24	882	40	243	24	792
P10	45	PLUGGING	27	894	45	243	27	801
P11			30	905			30	810
P12			33	913			33	817
P13			36	916			36	826
P14			39	914			39	833
P15			42	912			42	837
P16			45	912			45	842
P17								
P18								
P19								
P20								

WTC - 4