

Legal Location Sec. - Twp. - Rng. 27 - 22 - 15
 Lease Name
 Well No. 1
 Test No. 1
 Field Area
 Tested Interval
 County
 State
 Lease Owner/Company Name

DUNBAR
 3682' - 3700'
 DONALD T. INGLING
 5

FLUID SAMPLE DATA				Date	Ticket Number	
Sampler Pressure _____ P.S.I.G. at Surface				11-14-70	336434	
Recovery: Cu. Ft. Gas _____				Kind of Job	Halliburton District	
cc. Oil _____				OPEN HOLE	GREAT BEND	
cc. Water _____				Tester	Witness	
cc. Mud _____				NUTTING	-	
Tot. Liquid cc. _____				Drilling Contractor		
Gravity _____ ° API @ _____ ° F.				H-30, INCORPORATED # 7 NM S		
Gas/Oil Ratio _____ cu. ft./bbl.				EQUIPMENT & HOLE DATA		
RESISTIVITY _____ CHLORIDE CONTENT _____				Formation Tested	Kansas City	
Recovery Water @ _____ ° F. _____ ppm				Elevation	- Ft.	
Recovery Mud @ _____ ° F. _____ ppm				Net Productive Interval	18' Ft.	
Recovery Mud Filtrate @ _____ ° F. _____ ppm				All Depths Measured From	Kelly Bushing	
Mud Pit Sample @ _____ ° F. _____ ppm				Total Depth	3700' Ft.	
Mud Pit Sample Filtrate 12 @ _____ ° F. _____ ppm				Main Hole/Casing Size	7 7/8"	
Mud Weight 10.1 vis 42 cp				Drill Collar Length	NONE I.D.	
				Drill Pipe Length	3659' I.D. 3.826"	
				Packer Depth(s)	3682' Ft.	
				Depth Tester Valve	3670' Ft.	
Cushion		TYPE	AMOUNT	Depth Back Pres. Valve	Surface Choke	Bottom Choke
			NONE	NONE	1"	3/4"
Recovered	300'	Feet of	muddy salt water with specks of dead oil			
Recovered		Feet of				
Recovered		Feet of				
Recovered		Feet of				
Recovered		Feet of				
Remarks						
Packer set; tool opened @ 9:47 AM with a fair blow for a 15 minute first flow. Rotated tool for a 30 minute first closed in pressure. Tool reopened for a 60 minute second flow with a fair blow. Took a 30 minute second closed in pressure. Off bottom @ 12:02....						
TEMPERATURE		Gauge No. 1463	Gauge No. 396	Gauge No.	TIME	
Depth: 3679' Ft.		Depth: 3696' Ft.	Depth: _____ Ft.	Hour Clock		
Est. 106 ° F.	Blanked Off NO	Blanked Off YES	Blanked Off	Tool Opened 9:47 P.M.		
Actual ° F.	Pressures		Pressures		Tool Closed 12:02 P.M.	
	Field	Office	Field	Office	Reported	Computed
Initial Hydrostatic	-	1999	1958	2013	Minutes	Minutes
First Period	Flow Initial	-	18	52	32	
	Flow Final	-	54	87	74	
	Closed in	-	942	959	956	15 15
Second Period	Flow Initial	-	63	87	85	
	Flow Final	-	160	175	173	60 60
	Closed in	-	816	829	829	30 30
Third Period	Flow Initial	-				
	Flow Final	-				
Closed in	-					
Final Hydrostatic	-	1973	1958	1990		

5


Gauge No. 1463			Depth 3679'				Clock No. ????			12hour	Ticket No. 336434				
First Flow Period			First Closed In Pressure			Second Flow Period		Second Closed In Pressure			Third Flow Period		Third Closed In Pressure		
	Time Defl. .000"	PSIG Temp. Corr.	Time Defl. .000"	Log $\frac{t + \theta}{\theta}$	PSIG Temp. Corr.	Time Defl. .000"	PSIG Temp. Corr.	Time Defl. .000"	Log $\frac{t + \theta}{\theta}$	PSIG Temp. Corr.	Time Defl. .000"	PSIG Temp. Corr.	Time Defl. .000"	Log $\frac{t + \theta}{\theta}$	PSIG Temp. Corr.
0	.000	18	.000		54	.000	63	.000		160					
1	.0206	23	.0204		738	.0682	87	.0205		659					
2	.0412	33	.0408		783	.1364	103	.0410		687					
3	.0618	42	.0612		816	.2046	119	.0615		711					
4	.0824	49	.0816		844	.2728	134	.0820		730					
5	.103	54	.1020		865	.3410	148	.1025		747					
6			.1224		885	.409	160	.1230		763					
7			.1428		902			.1435		778					
8			.1632		917			.1640		792					
9			.1836		931			.1845		805					
10			.204		942			.205		816					
11															
12															
13															
14															
15															

Gauge No. 396			Depth 3696'				Clock No. ????			hour 12						
	Time Defl. .000"	PSIG Temp. Corr.	Time Defl. .000"	Log $\frac{t + \theta}{\theta}$	PSIG Temp. Corr.	Time Defl. .000"	PSIG Temp. Corr.	Time Defl. .000"	Log $\frac{t + \theta}{\theta}$	PSIG Temp. Corr.	Time Defl. .000"	PSIG Temp. Corr.	Time Defl. .000"	Log $\frac{t + \theta}{\theta}$	PSIG Temp. Corr.	
0	.000	32	.000		74	.000	85	.000		173						
1	.0206	56	.021		746	.068	98	.0204		658						
2	.0412	55	.042		794	.136	116	.0408		697						
3	.0618	63	.063		830	.204	132	.0612		721						
4	.0824	67	.084		856	.272	145	.0816		740						
5	.103	74	.105		879	.340	158	.1020		757						
6			.126		899	.408	173	.1224		774						
7			.147		916			.1428		790						
8			.168		931			.1632		803						
9			.189		944			.1836		816						
10			.210		956			.204		829						
11																
12																
13																
14																
15																
Reading Interval 3			3			10		3						Minutes		

REMARKS:

	O. D.	I. D.	LENGTH	DEPTH
Reversing Sub	5.75"	3.75"	1'	
Water Cushion Valve				
Drill Pipe	4.5"	3.826"	3659'	
Drill Collars	NONE	-	-	
Handling Sub & Choke Assembly				
Dual CIP Valve	5"	.87"	5'	
Dual CIP Sampler				
Hydro-Spring Tester	5"	.75"	5'	3670'
Multiple CIP Sampler				
Extension Joint				
AP Running Case	5"	3.06"	4'	3679'
Hydraulic Jar				
VR Safety Joint				
Pressure Equalizing Crossover				
Packer Assembly	6.75"	1.53"	5'	3682'
Distributor				
Packer Assembly				
Flush Joint Anchor	5"	2.37"	18'	
Pressure Equalizing Tube				
Blanked-Off B.T. Running Case	5"	3.06"		3696'
Drill Collars				
Anchor Pipe Safety Joint				
Packer Assembly				
Packer Assembly				
Anchor Pipe Safety Joint				
Side Wall Anchor				
Drill Collars				
Flush Joint Anchor				
Blanked-Off B.T. Running Case				


↑ PRESSURE ↓



336434 - 1463

← TIME →

↑ PRESSURE ↓



336434 - 396

Each Horizontal Line Equal to 1000 p.s.i.

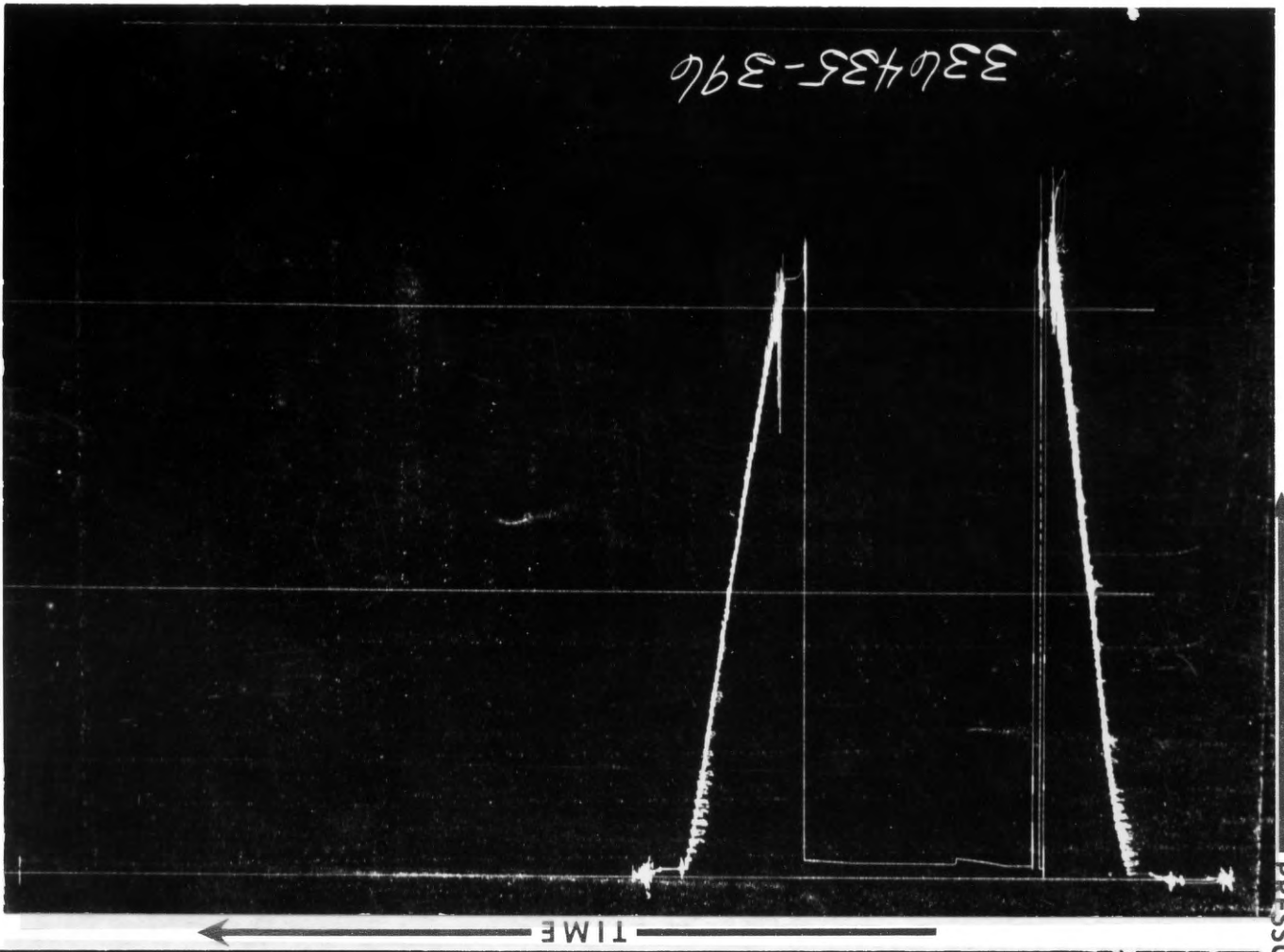
FLUID SAMPLE DATA				Date 11-15-70		Ticket Number 336435	
Sampler Pressure _____ P.S.I.G. at Surface				Kind of Job OPEN HOLE		Halliburton District GT. BEND	
Recovery: Cu. Ft. Gas _____				Tester C. L. NUTTING		Witness ?	
cc. Oil _____				Drilling Contractor H - 30, INCORPORATED BC			
cc. Water _____				EQUIPMENT & HOLE DATA			
cc. Mud _____				Formation Tested Viola			
Tot. Liquid cc. _____				Elevation _____ Ft.			
Gravity _____ ° API @ _____ °F.		Gas/Oil Ratio _____ cu. ft./bbl.		Net Productive Interval 30' Ft.			
RESISTIVITY		CHLORIDE CONTENT		All Depths Measured From Kelly Bushing			
				Total Depth 3950' Ft.			
Recovery Water _____ @ _____ °F. _____ ppm		Main Hole/Casing Size 7 7/8"					
Recovery Mud _____ @ _____ °F.		Drill Collar Length _____ I.D. _____					
Recovery Mud Filtrate _____ @ _____ °F. _____ ppm		Drill Pipe Length 3897' I.D. 3.826"					
Mud Pit Sample _____ @ _____ °F.		Packer Depth(s) 3920' Ft.					
Mud Pit Sample Filtrate 12.8 @ _____ °F. _____ ppm		Depth Tester Valve 3908' Ft.					
Mud Weight 10.0 vis 41 cp							
TYPE		AMOUNT		Depth Back Pres. Valve		Surface Choke	
Cushion				Ft.		Bottom Choke 3/4"	
Recovered 20		Feet of Mud					
Recovered		Feet of					
Recovered		Feet of					
Recovered		Feet of					
Recovered		Feet of					
Remarks Tool opened for a 15 minute first flow with a weak blow. Closed tool for 30 minute first closed in pressure. Reopened tool for 60 minute second flow with weak blow. Closed tool for 30 minute second closed in pressure.							
TEMPERATURE		Gauge No. 1463		Gauge No. 396		Gauge No.	
Depth: 3917 Ft.		Depth: 3946 Ft.		Depth: _____ Ft.		TIME	
12 Hour Clock		12 Hour Clock		Hour Clock		Tool 8:30 8:45 P.M.	
Blanked Off No		Blanked Off Yes		Blanked Off		Tool Closed 8:45 P.M.	
Actual °F.		Pressures		Pressures		Pressures	
		Field Office		Field Office		Field Office	
Initial Hydrostatic		2091		2277		2137	
Flow Initial		17		35		45	
Flow Final		21		52		45	
Closed in		46		87		71	
Flow Initial		25		52		50	
Flow Final		29		52		53	
Closed in		39		70		62	
Flow Initial							
Flow Final							
Closed in							
Final Hydrostatic		2076		2277		2105	

Legal Location Sec. - Twp. - Rng. **27 - 22 - 15**
 Lease Name **DUNBAR**
 Well No. **1**
 Test No. **2**
 Field Area **WILDCAT**
 Tested Interval **3920' - 3950'**
 County **PANTEE**
 State **KANSAS**
 Lease Owner/Company Name **DONALD F. IRVING**

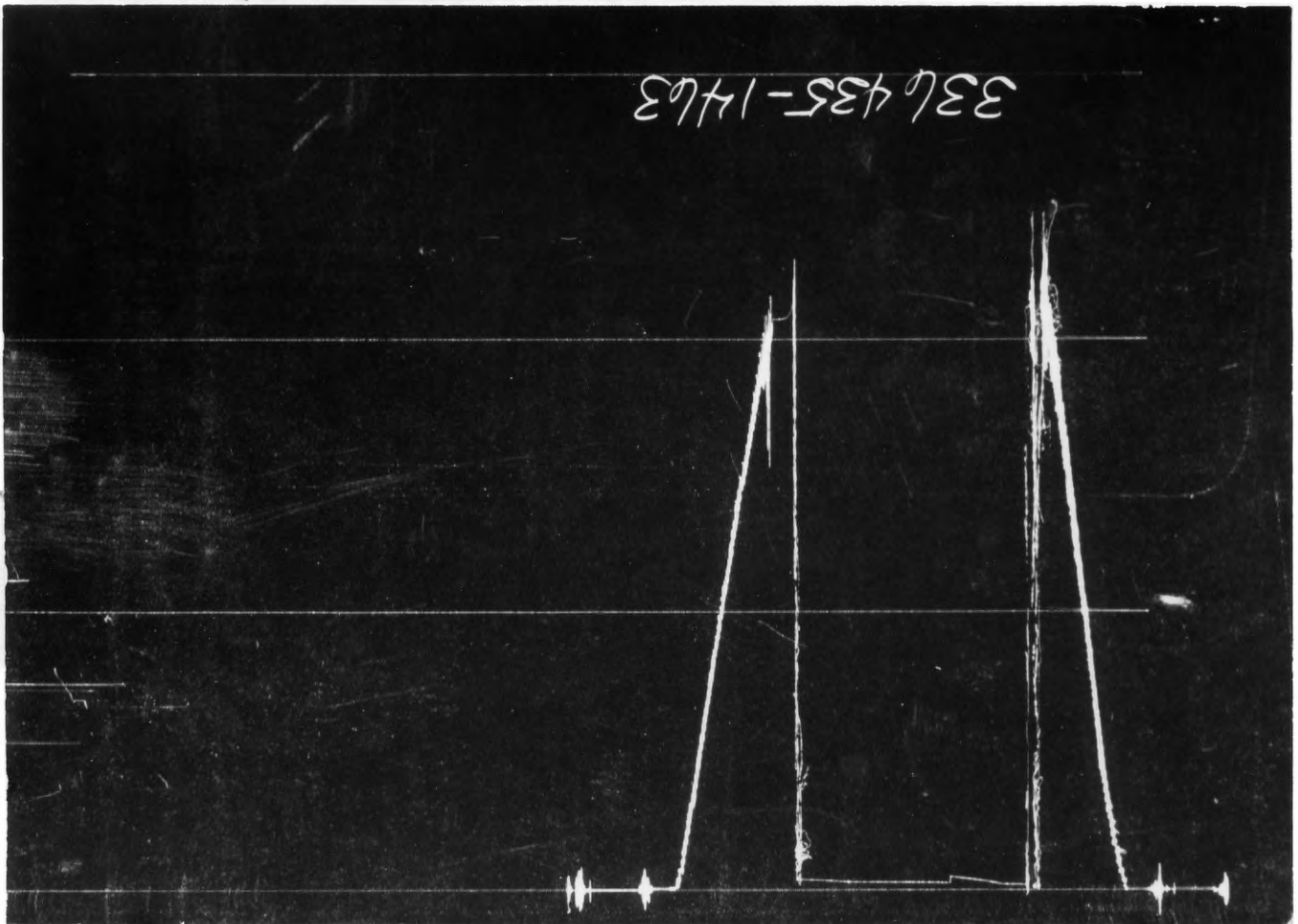
	O. D.	I. D.	LENGTH	DEPTH
Reversing Sub	5.75"	3.75"	1'	
Water Cushion Valve				
Drill Pipe	4.5"	3.826"	3897'	
Drill Collars	-	-	-	
Handling Sub & Choke Assembly				
Dual CIP Valve	5"	.87"	5'	
Dual CIP Sampler				
Hydro-Spring Tester	5"	.75"	5'	3908'
Multiple CIP Sampler				
Extension Joint				
AP Running Cose	5"	3.06"	4'	3917'
Hydraulic Jar				
VR Safety Joint				
Pressure Equalizing Crossover				
Packer Assembly	6.75"	1.53"	5'	3920'
Distributor				
Packer Assembly				
Flush Joint Anchor	5"	2.37"	30'	
Pressure Equalizing Tube				
Blanked-Off B.T. Running Case	5"	3.06"	4'	3946'
Drill Collars				
Anchor Pipe Safety Joint				
Packer Assembly				
Packer Assembly				
Anchor Pipe Safety Joint				
Side Wall Anchor				
Drill Collars				
Flush Joint Anchor				
Blanked-Off B.T. Running Cose				

Each Horizontal Line Equal to 1000 p.s.i.

336435-396



336435-1463





FLUID SAMPLE DATA				Date 11-16-70		Ticket Number 336436							
Sampler Pressure _____ P.S.I.G. at Surface				Kind of Job OPEN HOLE		Halliburton District GREAT BEND							
Recovery: Cu. Ft. Gas _____				Tester MR. NUTTING		Witness ???							
cc. Oil _____				Drilling Contractor H-30 INCORPORATED IC									
cc. Water _____				EQUIPMENT & HOLE DATA									
cc. Mud _____				Formation Tested Simpson									
Tot. Liquid cc. _____				Elevation _____ Ft.									
Gravity _____ ° API @ _____ °F.				Net Productive Interval 26' Ft.									
Gas/Oil Ratio _____ cu. ft./bbl.				All Depths Measured From Kelly Bushing									
RESISTIVITY _____ CHLORIDE CONTENT _____				Total Depth 4015' Ft.									
				Main Hole/Casing Size 7 7/8"									
Recovery Water _____ @ _____ °F. _____ ppm				Drill Collar Length _____ I.D. _____									
Recovery Mud _____ @ _____ °F. _____ ppm				Drill Pipe Length 3966' I.D. 3.826"									
Recovery Mud Filtrate _____ @ _____ °F. _____ ppm				Packer Depth(s) 3989' Ft.									
Mud Pit Sample _____ @ _____ °F. _____ ppm				Depth Tester Valve 3977' Ft.									
Mud Pit Sample Filtrate 14 @ _____ °F. _____ ppm													
Mud Weight 10 vis 39 cp													
Cushion		TYPE		AMOUNT		Depth Back Pres. Valve		Surface Choke		Bottom Choke			
				-		Ft.		1"		3/4"			
Recovered		20		Feet of		Mud with specks of oil				Meq. From Tester Valve			
Recovered				Feet of									
Recovered				Feet of									
Recovered				Feet of									
Recovered				Feet of									
Remarks Opened tool for 15 minute first flow with a weak blow. Closed tool for 30 minute initial closed in pressure. Reopened tool for 60 minute second flow with no blow; flushed tool and reopened with a weak blow for 4 minutes. Closed tool for 30 minute second closed in pressure.													
TEMPERATURE			Gauge No. 1463			Gauge No. 396			Gauge No.			TIME	
Depth: 3986' Ft.			Depth: 4011' Ft.			Depth: _____ Ft.							
Est. 107 °F.			12 Hour Clock			12 Hour Clock			Hour Clock			Tool Opened XXX 4:16 P.M.	
			Blanked Off NO			Blanked Off YES			Blanked Off			Tool Closed XXX 6:31 P.M.	
Actual °F.		Pressures		Pressures		Pressures		Pressures		Reported		Computed	
		Field		Office		Field		Office		Minutes		Minutes	
Initial Hydrostatic		-		2111		2277		2134					
First Period		Flow Initial		-		15		35		37			
		Flow Final		-		16		52		35		15	
		Closed in		-		251		280		268		30	
Second Period		Flow Initial		-		23		52		45			
		Flow Final		-		29		52		45		60	
		Closed in		-		75		87		91		30	
Third Period		Flow Initial											
		Flow Final											
Final Hydrostatic		-		2111		2277		2134					

Legal Location Sec. - Twp. - Rng. 27 - 22 - 15
 Lease Name
 Well No. 1
 Test No. 3
 Field Area WILDGAT
 County PAWNEE
 State KANSAS

DUNBAR
 3989' - 4015'
 Tested Interval
 DONALD T. INGLING
 Lease Owner/Company Name

	O. D.	I. D.	LENGTH	DEPTH
Reversing Sub	5.75"	3.75"	1'	
Water Cushion Valve				
Drill Pipe	4 1/2"	3.826"	3966'	
Drill Collars				
Handling Sub & Choke Assembly				
Dual CIP Valve	5"	.87"	5'	
Dual CIP Sampler				
Hydro-Spring Tester	5"	.75"	5'	3977'
Multiple CIP Sampler				
Extension Joint				
AP Running Case	5"	3.06"	4'	3986'
Hydraulic Jar				
VR Safety Joint				
Pressure Equalizing Crossover				
Packer Assembly	6.75"	1.53"	5'	3989'
Distributor				
Packer Assembly				
Flush Joint Anchor	5"	2.37"	26'	
Pressure Equalizing Tube				
Blanked-Off B.T. Running Case	5"	3.06"	4'	4011'
Drill Collars				
Anchor Pipe Safety Joint				
Packer Assembly				
Packer Assembly				
Anchor Pipe Safety Joint				
Side Wall Anchor				
Drill Collars				
Flush Joint Anchor				
Blanked-Off B.T. Running Case				



Each Horizontal Line Equal to 1000 p.s.i.