


Section 36 Township 22 S Range 17 W

Well No. #2 McDonnell

Company Honaker Drlg. & Colo. O&G

NORTH



SOUTH

SEC.	TWP.	R..
36	22S	17W

WELL NO.

#2 McDonnell

FARM

COMPANY

HONAKER DR LG &amp; COLORADO OIL &amp; GAS

CONTRACTOR

Co Tools

Jab East

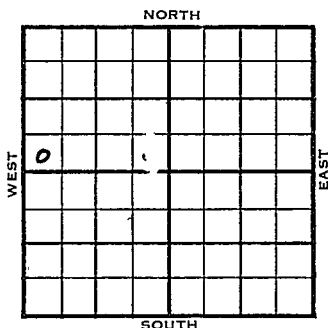
\_\_\_\_\_ Ft. from N. Line

\_\_\_\_\_ Ft. from S. Line

\_\_\_\_\_ Ft. from E. Line

\_\_\_\_\_ Ft. from W. Line

SW SW NW



1955

ELEVATION

2054'

REPORT

9/21

Loc

11-16

Comm. 9-23-55

8 5/8" @ 243/175

DST 4107-42, op 15 min. gas to surface  
immed., 8 mcfg, rec. 40' gcm, 60' o&gcm  
140#,DST 4145-61 op 1/2 hr. rec. 40' vsocm,  
1160/60"

5 1/2" @ 4228/175

CO 26/ 4145-53

B/ 12 go 2 hrs., 500 A, S&F/ 13 3/4 x  
boph 5 hr.,

F/ 39 bo 2 hrs.

Comp. F/ 457 bopd

Tops: H. 3599

B.L. 3707

L. 3752

Shly 4114

Cong Ch. 4112

V. 4222

T.D. 4229'

COMPLETED

County Paynee Elev. \_\_\_\_\_  
 Sec. 36 Twp. 22S Rge. 17W  
 Company Honaker Drig. & Colo. Oil & Gas  
 FarmName McDonnell No. 2

TOPS	DEPTH	LOG	DATUM
Anh.			
Ip.			
H.			
Tr.			
Dg.			
Bl.			
L.			
K.C.			
B.K.C.			
Ce.			
C.			
M.			
M.			
K.			
Mz.			
Ma.			
V.			
S.			
S.			
A.			
R.			
Pe.			
G.			
T.D.			

Loc. in Sec. \_\_\_\_\_  
SW SW NW  
DS - W/2 of Sec


Geol. \_\_\_\_\_  
 Contr. \_\_\_\_\_  
Co. tools  
75  
 Pool \_\_\_\_\_  
Jab East


Oil Report No. \_\_\_\_\_

SEP 21 1955

Date Comm. \_\_\_\_\_

Loc. \_\_\_\_\_



Co.

Lse.

No.

Sec.

T.

R.

County Patnee Elev. 2 054  
 Sec. 36 Twp. 22 Rge. 17W  
 Company Honaker Drilg. & Colorado O & G  
 Farm Name McDonnell No. 2

TOPS	DEPTH	LOG	DATUM	Loc. in Sec.
Anb.				SW SWNW
TP.				
H.	3599		1545	
Tr.				
Dg.				
BL.	3707		11053	
L.	3752		1698	
K.C.				Geol.
B.K.C.				Contr.
Ce.				
C.	4114		2060	Co. tools
M. (Comp. of)	4112		2058	
M.				Pool
K.				
Mz.				Jab East
Mo.				
V.	4222		2108	
S.				
S.				
A.				
R.				
PE.				
G.				
TD.	4229			

Date Comm. 9-23-55 NOV 16 1955

8 5/8" @ 243/175 DST 4107-42

open 15 min. gas to surface immed.

8 mcfg rec. 40' gcm 30' o & gcm

1440# DST 4145-61 open 1/2 hr.

rec. 40' vsocm 1160/60" 5 1/2" @ 4228/175

CO 26/ 4145-53 B/ 12 go 2 hr.

500 A S & F/ 13 3/4 boph 5 hr.

F/ 39 bo 2 hr. Comp. F/ 457 bopd

COMPLETE