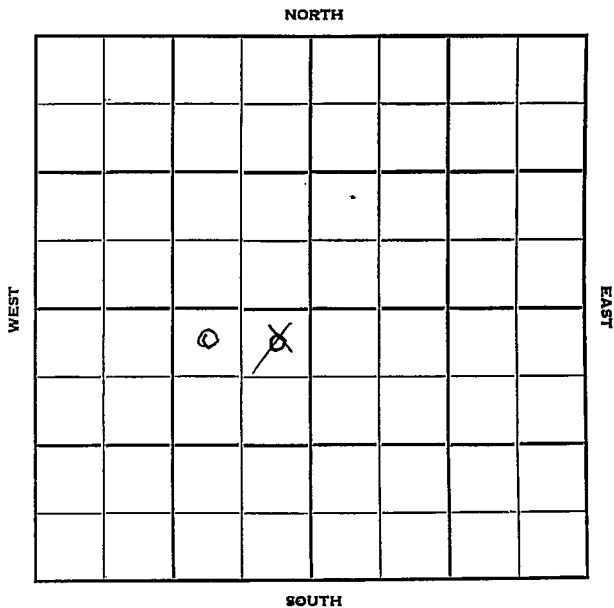


Kingman

Section 21 Township 28 Range 5-W

Well No. #1 ~~Dewey~~ Reinhold

Company Earl Wakefield



Kingman

KANSAS

Sec. 21 Twp. 28 R. 5W

Well No. #1 Reinhold Dewey Farm

Earl Wakefield Company

Wakefield - Contr. Contractor

Broadway Pool

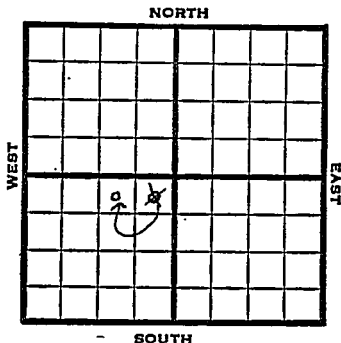
330' Ft. from N. Line

Ft. from S. Line

990'  
330' Ft. from E. Line

Ft. from W. Line

NW  
NE NE SW



1950

Elev. 1390' REPORT

11/1

Spud 10-30-50  
8-5/8" @ 134'  
WOC

12/27

Spud 10-30-50  
Oil Well TD 3835  
855/8" @ 134'  
Miss line 3798  
Miss dol. 3830  
TD 3835 5" @ 3830  
S/3 1/2 boph F/27 bo 4 hr  
F/25 bopd Comp. 80 bopd

**COMPLETED**

Kansas

Map No. \_\_\_\_\_ Sec. 21 Twp. 28 R. 5W

Well No. 1 Reinhold

Earl Wakefield Company

CORRECTION Contractor

NW NE SW

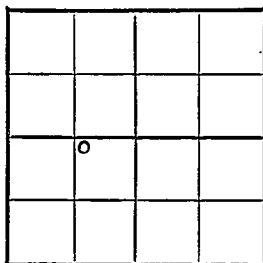
SECTION PLAT

330 Ft. from N. Line

\_\_\_\_\_ Ft. from S. Line

990 Ft. from E. Line

\_\_\_\_\_ Ft. from W. Line



Kingman County

Location \_\_\_\_\_

Rig up \_\_\_\_\_

Drilling and Remarks:

Reported  
NE NE SW  
#1 Dewey

RECORD

Cased \_\_\_\_\_ in., \_\_\_\_\_ ft.

Sand \_\_\_\_\_

Gas \_\_\_\_\_

Oil \_\_\_\_\_

Total Depth \_\_\_\_\_

PRODUCTION

1st 24 hrs. Nat. \_\_\_\_\_

1st 24 hrs. after shot \_\_\_\_\_

Gas \_\_\_\_\_ Cu. Ft.

Dry Hole \_\_\_\_\_

Abandoned \_\_\_\_\_

Date

NOV 22 1950 19 J. E. TYRA Scout

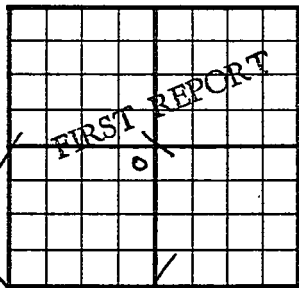
County Kingman State Kansas

Sec. 21 (Blk. Twp.) 28 (Sur. Rge.) 5W Map No.

Operator Gari Wakefield

Well No. 1 Farm Dewey

Elev. \_\_\_\_\_ Location NE NE SW



330 Ft. From N Line SW

350 Ft. From E Line Quarter

1st. Report NOV 1 1950

Completion \_\_\_\_\_

Remarks \_\_\_\_\_

Wakefield - Contr.

Spudding Date 10-30-50

Drlg. Data Broadway Pool

8 5/8" @ 134 WOC

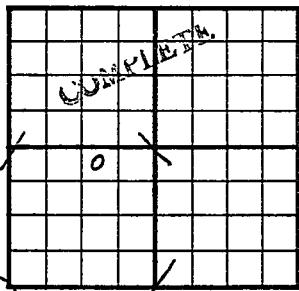
County Kingman State Kansas

Sec. 21 (Blk. 28 (Sur. 5 W (Twp.) Map No.

Operator Earl Wakefield

Well No. 1 Farm Dewey

Elev. 1390 Location NW NE SW



330 Ft. From N Line SW

990 Ft. From E Line Quarter

Ist. Report

Completion DEC 27 1950

Remarks Broadway Pool

Wakefield - Contr.

Spudding Date 10-30-50

Drilg. Data Oil well TD 3835

8 5/8" C 134 Miss. lime 3798

Miss. dol. 3830 TD 3835 5" C 3830

S/ 3 1/2 boph F/ 27 bo 4 hr.

F/ 25 bopd Comp. 80 bopd