

Company John Jay Darrah, Jr. Lease & Well No. Conrad #2  
 Elevation -- Formation Viola Effective Pay -- Ft. Ticket No. 1607  
 Date 5/6/79 Sec. 30 Twp. 28S Range 9 W County Kingman State Kansas  
 Test Approved by Bo Darrah Western Representative Bill Hager

Formation Test No. 1 Interval Tested from 4434' ft. to 4450' ft. Total Depth 4640' ft.  
 Packer Depth 4429 ft. Size 6 3/4 in. Packer Depth 4450 ft. Size 6 3/4 in.  
 Packer Depth 4434 ft. Size 6 3/4 in. Packer Depth - ft. Size - in.  
 Depth of Selective Zone Set --

Top Recorder Depth (Inside) 4437 ft. Recorder Number 5673 Cap. 5400  
 Bottom Recorder Depth (Outside) 4440 ft. Recorder Number 6246 Cap. 5200  
 Below Straddle Recorder Depth 4457 ft. Recorder Number 3660 Cap. 4000

Drilling Contractor D. R. Lauck Drill Collar Length            I. D.            in.  
 Mud Type            Viscosity            Weight Pipe Length 300 I. D. 3.0 in.  
 Weight            Water Loss            cc. Drill Pipe Length 4114 I. D. 3.8 in.  
 Chlorides            P.P.M. Test Tool Length 20' in. Tool Size 5 1/2 OD in.  
 Jars: Make            Serial Number            Anchor Length 16' ft. Size 5 1/2 OD in.  
 Did Well Flow? No Reversed Out Yes Surface Choke Size 3/4 in. Bottom Choke Size 3/4 in.  
 Main Hole Size 7 7/8 in. Tool Joint Size 4 1/2 FH in.

Blow: Strong blow first opening. Strong, declining to weak second opening.

Recovered 300 ft. of gassy foaming muddy water slight show of oil 25% mud;73% water  
 Recovered 120 ft. of gassy foaming muddy water slight show of oil 95% water  
 Recovered 2560 ft. of gassy water  
 Recovered 120 ft. of gas in pipe  
 Recovered            ft. of           

Remarks:           

Time Set Packer(s) 6:40 <sup>AM</sup> P.M. Time Started Off Bottom 8:30 <sup>AM</sup> P.M. Maximum Temperature 123  
 Initial Hydrostatic Pressure            (A) 2362 P.S.I.  
 Initial Flow Period            Minutes 15 (B) 175 P.S.I. to (C) 822 P.S.I.  
 Initial Closed In Period            Minutes 30 (D) 1354 P.S.I.  
 Final Flow Period            Minutes 30 (E) 962 P.S.I. to (F) 1341 P.S.I.  
 Final Closed In Period            Minutes 30 (G) 1357 P.S.I.  
 Final Hydrostatic Pressure            (H) 2338 P.S.I.

**WESTERN TESTING CO., INC.**  
**Pressure Data**

Date 5/6/79 Test Ticket No. 1607  
 Recorder No. 5673 Capacity 5400 Location 4437 Ft.  
 Clock No. -- Elevation -- Well Temperature 123 °F

Point	Pressure		Time Given	Time Computed
A Initial Hydrostatic Mud	<u>2362</u> P.S.I.	Open Tool	<u>6:40P</u> M	
B First Initial Flow Pressure	<u>175</u> P.S.I.	First Flow Pressure	<u>15</u> Mins.	<u>15</u> Mins.
C First Final Flow Pressure	<u>822</u> P.S.I.	Initial Closed-in Pressure	<u>30</u> Mins.	<u>30</u> Mins.
D Initial Closed-in Pressure	<u>1354</u> P.S.I.	Second Flow Pressure	<u>30</u> Mins.	<u>30</u> Mins.
E Second Initial Flow Pressure	<u>962</u> P.S.I.	Final Closed-in Pressure	<u>30</u> Mins.	<u>30</u> Mins.
F Second Final Flow Pressure	<u>1341</u> P.S.I.			
G Final Closed-in Pressure	<u>1357</u> P.S.I.			
H Final Hydrostatic Mud	<u>2338</u> P.S.I.			

**PRESSURE BREAKDOWN**

**First Flow Pressure**  
 Breakdown: 3 Inc.  
 of 5 mins. and a  
 final inc. of 0 Min.

**Initial Shut-In**  
 Breakdown: 10 Inc.  
 of 3 mins. and a  
 final inc. of 0 Min.

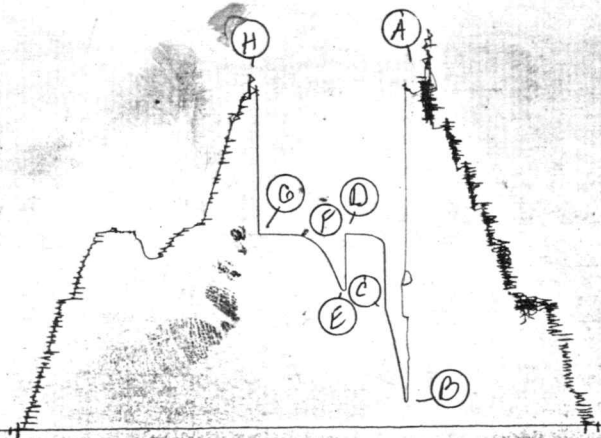
**Second Flow Pressure**  
 Breakdown: 6 Inc.  
 of 5 mins. and a  
 final inc. of 0 Min.

**Final Shut-In**  
 Breakdown: 10 Inc.  
 of 3 mins. and a  
 final inc. of 0 Min.

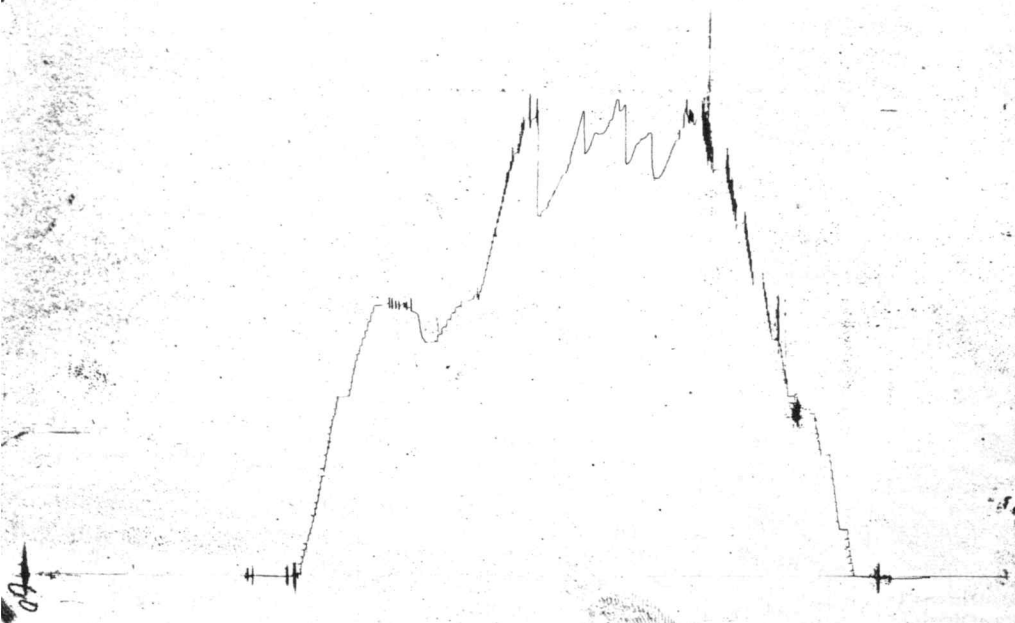
Point Mins.	Press.	Point Minutes	Press.	Point Minutes	Press.	Point Minutes	Press.
P 1 <u>0</u>	<u>175</u>	<u>0</u>	<u>822</u>	<u>0</u>	<u>962</u>	<u>0</u>	<u>1341</u>
P 2 <u>5</u>	<u>358</u>	<u>3</u>	<u>1319</u>	<u>5</u>	<u>1003</u>	<u>3</u>	<u>1351</u>
P 3 <u>10</u>	<u>574</u>	<u>6</u>	<u>1338</u>	<u>10</u>	<u>1119</u>	<u>6</u>	<u>1354</u>
P 4 <u>15</u>	<u>822</u>	<u>9</u>	<u>1348</u>	<u>15</u>	<u>1214</u>	<u>9</u>	<u>1356</u>
P 5 _____		<u>12</u>	<u>1351</u>	<u>20</u>	<u>1273</u>	<u>12</u>	<u>1356</u>
P 6 _____		<u>15</u>	<u>1354</u>	<u>25</u>	<u>1314</u>	<u>15</u>	<u>1356</u>
P 7 _____		<u>18</u>	<u>1354</u>	<u>30</u>	<u>1341</u>	<u>18</u>	<u>1357</u>
P 8 _____		<u>21</u>	<u>1354</u>			<u>21</u>	<u>1357</u>
P 9 _____		<u>24</u>	<u>1354</u>			<u>24</u>	<u>1357</u>
P10 _____		<u>27</u>	<u>1354</u>			<u>27</u>	<u>1357</u>
P11 _____		<u>30</u>	<u>1354</u>			<u>30</u>	<u>1357</u>
P12 _____							
P13 _____							
P14 _____							
P15 _____							
P16 _____							
P17 _____							
P18 _____							
P19 _____							
P20 _____							

5673

IKT # 1607  
I



TKT # 1607  
Below Straddle



Company John Jay Darrah, Jr. Lease & Well No. Conrad #2  
 Elevation -- Formation Mississippi Effective Pay -- Ft. Ticket No. 1608  
 Date 5/7/79 Sec. 30 Twp. 28S Range 9W County Kingman State Kansas  
 Test Approved by Innes Phillips Western Representative Bill Hager

Formation Test No. 2 Interval Tested from 4156' ft. to 4172' ft. Total Depth 4640' ft.  
 Packer Depth 4151 ft. Size 6 3/4 in. Packer Depth 4172 ft. Size 6 3/4 in.  
 Packer Depth 4156 ft. Size 6 3/4 in. Packer Depth - ft. Size - in.  
 Depth of Selective Zone Set --

Top Recorder Depth (Inside) 4159 ft. Recorder Number 5673 Cap. 5400  
 Bottom Recorder Depth (Outside) 4162 ft. Recorder Number 6246 Cap. 5200  
 Below Straddle Recorder Depth 4179 ft. Recorder Number 3660 Cap. 4000

Drilling Contractor D. R. Lauck Drill Collar Length - I. D. - in.

Mud Type starch Viscosity -- Weight Pipe Length 300 I. D. 3.8 in.

Weight -- Water Loss -- cc. Drill Pipe Length -- I. D. 3.0 in.

Chlorides P.P.M. Test Tool Length 20' in. Tool Size 5 1/2 OD in.

Jars: Make Serial Number Anchor Length 16' ft. Size 5 1/2 OD in.

Did Well Flow? Reversed Out Surface Choke Size 3/4 in. Bottom Choke Size 3/4 in.

Main Hole Size 7 7/8 in. Tool Joint Size 4 1/2 FH in.

Blow: Weak blow for 10 minutes. Then packer seat gave way.

Recovered 610 ft. of mud

Recovered ft. of ft.

Recovered ft. of ft.

MISRUN

Recovered ft. of ft.

Recovered ft. of ft.

Remarks:

Time Set Packer(s) 2:30 ~~P.M.~~ <sup>A.M.</sup> Time Started Off Bottom 3:00 ~~P.M.~~ <sup>A.M.</sup> Maximum Temperature 49  
 Initial Hydrostatic Pressure ..... (A) 2214 P.S.I.  
 Initial Flow Period ..... Minutes 10 (B) 44 P.S.I. to (C) 49 P.S.I.  
 Initial Closed In Period ..... Minutes 20 (D) -- P.S.I.  
 Final Flow Period ..... Minutes (E) -- P.S.I. to (F) -- P.S.I.  
 Final Closed In Period ..... Minutes (G) -- P.S.I.  
 Final Hydrostatic Pressure ..... (H) 2203 P.S.I.

**WESTERN TESTING CO., INC.**  
**Pressure Data**

Date 5/7/79 Test Ticket No. 1608  
 Recorder No. 5673 Capacity 5400 Location \_\_\_\_\_ Ft.  
 Clock No. -- Elevation -- Well Temperature -- °F

Point	Pressure		Time Given	Time Computed
A. Initial Hydrostatic Mud	2214 P.S.I.	Open Tool	2:30A M	
B. First Initial Flow Pressure	44 P.S.I.	First Flow Pressure	10 Mins.	10 Mins.
C. First Final Flow Pressure	49 P.S.I.	Initial Closed-in Pressure	-- Mins.	-- Mins.
D. Initial Closed-in Pressure	-- P.S.I.	Second Flow Pressure	-- Mins.	-- Mins.
E. Second Initial Flow Pressure	-- P.S.I.	Final Closed-in Pressure	-- Mins.	-- Mins.
F. Second Final Flow Pressure	-- P.S.I.			
G. Final Closed-in Pressure	-- P.S.I.			
H. Final Hydrostatic Mud	2203 P.S.I.			

**PRESSURE BREAKDOWN**

**First Flow Pressure**  
 Breakdown: 2 Inc.  
 of 5 mins. and a  
 final inc. of 0 Min.

**Initial Shut-In**  
 Breakdown: 0 Inc.  
 of 3 mins. and a  
 final inc. of 0 Min.

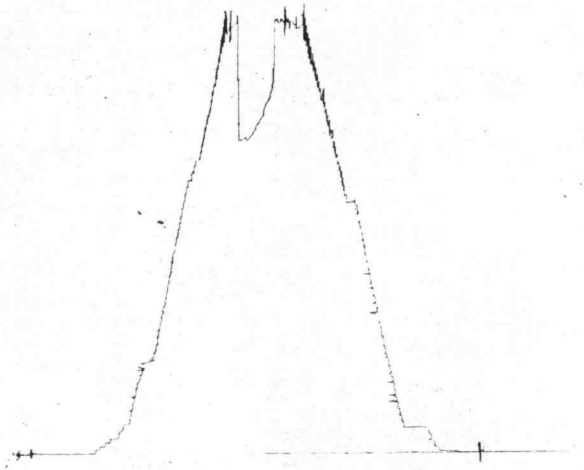
**Second Flow Pressure**  
 Breakdown: 0 Inc.  
 of 5 mins. and a  
 final inc. of 0 Min.

**Final Shut-In**  
 Breakdown: 0 Inc.  
 of 3 mins. and a  
 final inc. of 0 Min.

Point Mins.	Press.	Point Minutes	Press.	Point Minutes	Press.	Point Minutes	Press.
P 1 <u>0</u>	<u>44</u>						
P 2 <u>5</u>	<u>36</u>						
P 3 <u>10</u>	<u>49</u>						
P 4 _____	_____						
P 5 _____	_____						
P 6 _____	_____						
P 7 _____	_____						
P 8 _____	_____						
P 9 _____	_____						
P10 _____	_____						
P11 _____	_____						
P12 _____	_____						
P13 _____	_____						
P14 _____	_____						
P15 _____	_____						
P16 _____	_____						
P17 _____	_____						
P18 _____	_____						
P19 _____	_____						
P20 _____	_____						

3660

TKT # 1608  
Below Straddle



5570

) TKT # 1608  
I

