

Berexco, Inc.
Samuel 1-3

3-30s-41w
15-187-20859

CONFIDENTIAL

ORIGINAL

DST REPORT

GENERAL INFORMATION

RELEASED

DATE : 10/26/96
CUSTOMER : BEREXCO, INC.
WELL : #1-3
ELEVATION : 3388 KB
SECTION : 3
RANGE : 41W
GAUGE SN# : 30178
TEST : 1
COUNTY : STANTON
RANGE : 5000
TICKET : 15-187-20859
LEASE : 21972
GEOLOGIST : SAMUEL
FORMATION : MORROW
TOWNSHIP : 30S
STATE : KS
CLOCK : 12

JAN 29 1999

FROM CONFIDENTIAL

DEC 1 5

WELL INFORMATION

CONFIDENTIAL

PERFORATION INTERVAL FROM: 5053.00 ft TO: 5065.00 ft TVD: 5065.0 ft
DEPTH OF SELECTIVE ZONE:
DEPTH OF RECORDERS: 5056.0 ft 5060.0 ft TEST TYPE: OIL
TEMPERATURE: 134.0
DRILL COLLAR LENGTH: 620.0 ft I.D.: 2.200 in
WEIGHT PIPE LENGTH : 0.0 ft I.D.: 0.000 in
DRILL PIPE LENGTH : 4407.0 ft I.D.: 3.800 in
TEST TOOL LENGTH : 26.0 ft TOOL SIZE : 5.500 in
ANCHOR LENGTH : 12.0 ft ANCHOR SIZE: 5.500 in
SURFACE CHOKE SIZE : 0.750 in BOTTOM CHOKE SIZE: 0.750 in
MAIN HOLE SIZE : 7.875 in TOOL JOINT SIZE : 4.5XH
PACKER DEPTH: 5048.0 ft SIZE: 6.630 in
PACKER DEPTH: 5053.0 ft SIZE: 6.630 in
PACKER DEPTH: 0.0 ft SIZE: 0.000 in
PACKER DEPTH: 0.0 ft SIZE: 0.000 in

MUD INFORMATION

DRILLING CON. : BEREDCO RIG 2
MUD TYPE : CHEMICAL
WEIGHT : 9.000 ppg
CHLORIDES : 1200 ppm
JARS-MAKE : WTC
DID WELL FLOW?: NO
VISCOSITY : 48.00 cp
WATER LOSS: 8.800 cc
SERIAL NUMBER: 12369
REVERSED OUT?: NO

COMMENTS

Comment

INITIAL FLOW PERIOD STRONG BLOW - BOTTOM OF BUCKET
IN 2 MINUTES. FINAL FLOW PERIOD STRONG BLOW -
BOTTOM OF BUCKET IN 2 MINUTES- DECREASING

RECEIVED
KANSAS CORPORATION COMMISSION

JAN 16 1997

CONSERVATION DIVISION
WICHITA, KS

DST REPORT (CONTINUED)

COMMENTS (CONTINUED)

Comment

THROUGHOUT.

FLUID RECOVERY

Feet of Fluid	% Oil	% Gas	% Water	% Mud	Comments
3500.0	0.0	0.0	100.0	0.0	SALTWATER
0.0	0.0	0.0	0.0	0.0	RW .062 @ 60 DEGREES F
0.0	0.0	0.0	0.0	0.0	CHLORIDES 100000 PPM

RATE INFORMATION

OIL VOLUME:	0.0000 STB	TOTAL FLOW TIME:	90.0000 min.
GAS VOLUME:	0.0000 SCF	AVERAGE OIL RATE:	0.0000 STB/D
MUD VOLUME:	0.0000 STB	AVERAGE WATER RATE:	692.9719 STB/D
WATER VOLUME:	43.3107 STB		
TOTAL FLUID :	43.3107 STB		

FIELD TIME & PRESSURE INFORMATION

INITIAL HYDROSTATIC PRESSURE: 2377.00

Description	Duration	p1	p End
INITIAL FLOW	30.00	803.00	1328.00
INITIAL SHUT-IN	60.00		1658.00
FINAL FLOW	60.00	1453.00	1658.00
FINAL SHUT-IN	120.00		1657.00
FINAL HYDROSTATIC PRESSURE:	2350.00		

DST REPORT (CONTINUED)

OFFICE TIME & PRESSURE INFORMATION

INITIAL HYDROSTATIC PRESSURE: 2389.70

<u>Description</u>	<u>Duration</u>	<u>p1</u>	<u>p End</u>
INITIAL FLOW	30.00	794.50	608.40
INITIAL SHUT-IN	60.00		1692.80
FINAL FLOW	60.00	1446.80	1678.00
FINAL SHUT-IN	120.00		1708.50
FINAL HYDROSTATIC PRESSURE:	2346.50		

ALPINE SUBSURFACE ELECTRONICS PROBE INCREMENTS LISTING

TEST: BEREXCO D.S.T.#1 10-25-96 SAMUEL #1-3

DATE: 10/25/96

TIME: 01:39:15

	Time	Pressure PSI	delta P PSI	Temp. DEG F	(T+dT)/dT	P ² /10 ⁶
***** Initial Hydro.	211.50	2389.7	0.0	113.05		
***** Start Flow 1	0.00	794.5	0.0	114.25		
	0.50	804.3	9.8	114.43		
	1.00	823.7	29.3	114.67		
	1.50	842.4	47.9	114.95		
	2.00	849.7	55.2	115.27		
	2.50	858.3	63.8	115.56		
	3.00	868.3	73.9	115.82		
	3.50	879.0	84.5	116.08		
	4.00	889.4	94.9	116.29		
	4.50	900.7	106.2	116.48		
	5.00	912.0	117.5	116.64		
	5.50	923.1	128.6	116.79		
	6.00	935.3	140.9	116.93		
	6.50	946.7	152.3	117.06		
	7.00	958.7	164.2	117.17		
	7.50	971.7	177.2	117.30		
	8.00	981.1	186.7	117.41		
	8.50	992.8	198.3	117.54		
	9.00	1004.5	210.0	117.65		
	9.50	1015.8	221.3	117.76		
	10.00	1027.3	232.8	117.88		
	10.50	1038.5	244.1	117.98		
	11.00	1050.1	255.7	118.10		
	11.50	1061.0	266.5	118.22		
	12.00	1072.4	278.0	118.33		
	12.50	1083.6	289.2	118.46		
	13.00	1094.9	300.4	118.59		
	13.50	1105.1	310.6	118.68		
	14.00	1116.2	321.8	118.80		
	14.50	1126.3	331.9	118.91		
	15.00	1136.4	341.9	119.02		
	15.50	1147.4	352.9	119.11		
	16.00	1157.5	363.1	119.21		
	16.50	1167.3	372.8	119.30		
	17.00	1177.4	382.9	119.39		
	17.50	1187.0	392.5	119.47		
	18.00	1196.8	402.4	119.56		
	18.50	1206.1	411.7	119.64		
	19.00	1215.7	421.2	119.72		
	19.50	1225.0	430.6	119.80		
	20.00	1234.4	439.9	119.87		
	20.50	1243.6	449.1	119.95		
	21.00	1252.6	458.1	120.03		
	21.50	1261.3	466.9	120.10		
	22.00	1269.7	475.3	120.16		
	22.50	1278.7	484.2	120.23		
	23.00	1286.8	492.3	120.30		
	23.50	1295.2	500.8	120.37		
	24.00	1303.5	509.1	120.43		
	24.50	1311.6	517.1	120.49		

ALPINE SUBSURFACE ELECTRONICS PROBE INCREMENTS LISTING
 TEST: BEREXCO D.S.T.#1 10-25-96 SAMUEL #1-3
 TE: 10/25/96 TIME: 01:39:15

Time	Pressure PSI	delta P PSI	Temp. DEG F	(T+dT)/dT	P ² /10 ⁶
25.00	1319.2	524.7	120.56		
25.50	1326.7	532.2	120.64		
26.00	1334.3	539.8	120.69		
26.50	1341.8	547.4	120.75		
27.00	1348.9	554.5	120.80		
27.50	1356.1	561.7	120.86		
28.00	1363.5	569.1	120.94		
28.50	1369.9	575.4	120.99		
29.00	1376.8	582.3	121.06		
29.50	1383.4	589.0	121.12		
30.00	1390.3	595.8	121.18		
30.50	1396.2	601.7	121.22		
31.00	1402.9	608.4	121.28		

***** End Flow 1

***** Start Shutin 1

0.00	1402.9	0.0	121.28	0.0000	1.968
0.50	1566.4	163.5	121.35	63.0000	2.453
1.00	1583.8	180.9	121.40	32.0000	2.508
1.50	1593.7	190.8	121.46	21.6667	2.540
2.00	1600.8	197.9	121.53	16.5000	2.563
2.50	1606.4	203.5	121.59	13.4000	2.580
3.00	1611.0	208.2	121.65	11.3333	2.595
3.50	1615.0	212.1	121.71	9.8571	2.608
4.00	1618.5	215.7	121.77	8.7500	2.620
4.50	1621.7	218.8	121.84	7.8889	2.630
5.00	1624.5	221.7	121.87	7.2000	2.639
5.50	1627.1	224.2	121.93	6.6364	2.647
6.00	1629.5	226.6	121.99	6.1667	2.655
6.50	1631.7	228.9	122.04	5.7692	2.663
7.00	1633.8	231.0	122.10	5.4286	2.669
7.50	1635.8	232.9	122.15	5.1333	2.676
8.00	1637.6	234.7	122.20	4.8750	2.682
8.50	1639.3	236.4	122.26	4.6471	2.687
9.00	1640.9	238.1	122.30	4.4444	2.693
9.50	1642.5	239.6	122.36	4.2632	2.698
10.00	1643.9	241.0	122.41	4.1000	2.702
10.50	1645.3	242.4	122.46	3.9524	2.707
11.00	1646.7	243.8	122.51	3.8182	2.712
11.50	1647.9	245.1	122.57	3.6957	2.716
12.00	1649.2	246.3	122.61	3.5833	2.720
12.50	1650.3	247.5	122.66	3.4800	2.724
13.00	1651.4	248.6	122.71	3.3846	2.727
13.50	1652.5	249.7	122.75	3.2963	2.731
14.00	1653.6	250.7	122.82	3.2143	2.734
14.50	1654.6	251.7	122.87	3.1379	2.738
15.00	1655.6	252.7	122.92	3.0667	2.741
15.50	1656.5	253.6	122.95	3.0000	2.744
16.00	1657.4	254.5	123.00	2.9375	2.747
16.50	1658.3	255.4	123.06	2.8788	2.750
17.00	1659.1	256.3	123.10	2.8235	2.753
17.50	1660.0	257.1	123.14	2.7714	2.755
18.00	1660.8	257.9	123.19	2.7222	2.758
18.50	1661.6	258.7	123.23	2.6757	2.761

ALPINE SUBSURFACE ELECTRONICS PROBE INCREMENTS LISTING
 TEST: BEREXCO D.S.T.#1 10-25-96 SAMUEL #1-3
 DATE: 10/25/96 TIME: 01:39:15

Time	Pressure PSI	delta P PSI	Temp. DEG F	(T+dT)/dT	P ² /10 ⁶
19.00	1662.3	259.5	123.27	2.6316	2.763
19.50	1663.1	260.2	123.32	2.5897	2.766
20.00	1663.8	260.9	123.35	2.5500	2.768
20.50	1664.4	261.6	123.40	2.5122	2.770
21.00	1665.2	262.3	123.45	2.4762	2.773
21.50	1665.8	263.0	123.48	2.4419	2.775
22.00	1666.5	263.6	123.52	2.4091	2.777
22.50	1667.1	264.2	123.57	2.3778	2.779
23.00	1667.7	264.8	123.61	2.3478	2.781
23.50	1668.3	265.5	123.64	2.3191	2.783
24.00	1668.9	266.0	123.69	2.2917	2.785
24.50	1669.5	266.6	123.72	2.2653	2.787
25.00	1670.1	267.2	123.77	2.2400	2.789
25.50	1670.6	267.7	123.80	2.2157	2.791
26.00	1671.2	268.3	123.84	2.1923	2.793
26.50	1671.7	268.8	123.88	2.1698	2.795
27.00	1672.2	269.3	123.93	2.1481	2.796
27.50	1672.7	269.8	123.97	2.1273	2.798
28.00	1673.2	270.3	124.00	2.1071	2.800
28.50	1673.7	270.8	124.04	2.0877	2.801
29.00	1674.2	271.3	124.07	2.0690	2.803
29.50	1674.6	271.7	124.11	2.0508	2.804
30.00	1675.1	272.2	124.12	2.0333	2.806
30.50	1675.5	272.7	124.18	2.0164	2.807
31.00	1676.0	273.1	124.21	2.0000	2.809
31.50	1676.4	273.5	124.24	1.9841	2.810
32.00	1676.8	273.9	124.28	1.9688	2.812
32.50	1677.2	274.4	124.32	1.9538	2.813
33.00	1677.7	274.8	124.34	1.9394	2.815
33.50	1678.1	275.2	124.39	1.9254	2.816
34.00	1678.5	275.6	124.41	1.9118	2.817
34.50	1678.9	276.0	124.45	1.8986	2.819
35.00	1679.3	276.4	124.48	1.8857	2.820
35.50	1679.6	276.8	124.51	1.8732	2.821
36.00	1680.0	277.2	124.54	1.8611	2.822
36.50	1680.4	277.5	124.57	1.8493	2.824
37.00	1680.7	277.9	124.61	1.8378	2.825
37.50	1681.1	278.2	124.64	1.8267	2.826
38.00	1681.5	278.6	124.68	1.8158	2.827
38.50	1681.8	278.9	124.71	1.8052	2.828
39.00	1682.1	279.3	124.74	1.7949	2.830
39.50	1682.4	279.6	124.77	1.7848	2.831
40.00	1682.8	279.9	124.81	1.7750	2.832
40.50	1683.1	280.2	124.83	1.7654	2.833
41.00	1683.4	280.6	124.86	1.7561	2.834
41.50	1683.8	280.9	124.90	1.7470	2.835
42.00	1684.1	281.2	124.94	1.7381	2.836
42.50	1684.4	281.5	124.96	1.7294	2.837
43.00	1684.7	281.8	124.99	1.7209	2.838
43.50	1685.0	282.1	125.01	1.7126	2.839
44.00	1685.3	282.4	125.01	1.7045	2.840

ALPINE SUBSURFACE ELECTRONICS PROBE INCREMENTS LISTING

TEST: BEREXCO D.S.T.#1 10-25-96 SAMUEL #1-3
 DATE: 10/25/96 TIME: 01:39:15

Time	Pressure PSI	delta P PSI	Temp. DEG F	(T+dT)/dT	P ² /10 ⁶
44.50	1685.6	282.7	125.01	1.6966	2.841
45.00	1685.8	283.0	125.04	1.6889	2.842
45.50	1686.2	283.3	125.07	1.6813	2.843
46.00	1686.4	283.6	125.10	1.6739	2.844
46.50	1686.7	283.8	125.15	1.6667	2.845
47.00	1687.0	284.1	125.17	1.6596	2.846
47.50	1687.2	284.3	125.20	1.6526	2.847
48.00	1687.5	284.6	125.23	1.6458	2.848
48.50	1687.8	284.9	125.25	1.6392	2.849
49.00	1688.1	285.2	125.25	1.6327	2.850
49.50	1688.3	285.4	125.29	1.6263	2.850
50.00	1688.5	285.7	125.31	1.6200	2.851
50.50	1688.8	285.9	125.34	1.6139	2.852
51.00	1689.0	286.1	125.37	1.6078	2.853
51.50	1689.3	286.4	125.38	1.6019	2.854
52.00	1689.5	286.6	125.41	1.5962	2.854
52.50	1689.7	286.9	125.43	1.5905	2.855
53.00	1690.0	287.1	125.45	1.5849	2.856
53.50	1690.2	287.3	125.47	1.5794	2.857
54.00	1690.5	287.6	125.49	1.5741	2.858
54.50	1690.7	287.8	125.52	1.5688	2.858
55.00	1690.9	288.0	125.54	1.5636	2.859
55.50	1691.1	288.2	125.56	1.5586	2.860
56.00	1691.3	288.5	125.58	1.5536	2.861
56.50	1691.5	288.7	125.60	1.5487	2.861
57.00	1691.8	288.9	125.63	1.5439	2.862
57.50	1692.0	289.1	125.65	1.5391	2.863
58.00	1692.2	289.3	125.66	1.5345	2.863
58.50	1692.4	289.5	125.69	1.5299	2.864
59.00	1692.6	289.8	125.70	1.5254	2.865
59.50	1692.8	289.9	125.72	1.5210	2.865
***** End Shut-in 1					
***** Start Flow 2					
0.00	1446.8	0.0	125.77		
0.50	1449.8	2.9	125.77		
1.00	1454.0	7.1	125.80		
1.50	1459.0	12.1	125.80		
2.00	1464.1	17.3	125.80		
2.50	1469.3	22.5	125.82		
3.00	1474.6	27.8	125.83		
3.50	1479.6	32.8	125.84		
4.00	1484.9	38.1	125.85		
4.50	1489.7	42.9	125.86		
5.00	1494.7	47.9	125.87		
5.50	1499.7	52.9	125.90		
6.00	1504.6	57.8	125.90		
6.50	1509.2	62.3	125.91		
7.00	1513.7	66.9	125.93		
7.50	1518.5	71.7	125.96		
8.00	1522.9	76.1	125.97		
8.50	1527.4	80.6	125.98		
9.00	1531.6	84.8	125.99		
9.50	1535.6	88.8	126.00		

ALPINE SUBSURFACE ELECTRONICS PROBE INCREMENTS LISTING

TEST: BEREXCO D.S.T.#1 10-25-96 SAMUEL #1-3

DATE: 10/25/96

TIME: 01:39:15

Time	Pressure PSI	delta P PSI	Temp. DEG F	(T+dT)/dT	P ² /10 ⁶
10.00	1539.9	93.1	126.01		
10.50	1543.8	97.0	126.04		
11.00	1547.6	100.8	126.04		
11.50	1551.6	104.7	126.06		
12.00	1555.1	108.3	126.08		
12.50	1558.7	111.9	126.07		
13.00	1562.1	115.3	126.09		
13.50	1565.7	118.9	126.11		
14.00	1569.0	122.1	126.11		
14.50	1572.1	125.3	126.12		
15.00	1575.4	128.6	126.13		
15.50	1578.5	131.7	126.14		
16.00	1581.5	134.7	126.15		
16.50	1584.4	137.5	126.16		
17.00	1587.2	140.4	126.17		
17.50	1590.1	143.3	126.18		
18.00	1592.7	145.9	126.19		
18.50	1595.2	148.4	126.19		
19.00	1597.7	150.9	126.20		
19.50	1600.1	153.3	126.21		
20.00	1602.8	156.0	126.23		
20.50	1605.1	158.2	126.24		
21.00	1607.2	160.4	126.23		
21.50	1609.4	162.5	126.24		
22.00	1611.4	164.6	126.26		
22.50	1613.5	166.6	126.25		
23.00	1615.5	168.7	126.27		
23.50	1617.6	170.8	126.27		
24.00	1619.4	172.6	126.28		
24.50	1621.2	174.4	126.28		
25.00	1622.9	176.1	126.29		
25.50	1624.6	177.8	126.29		
26.00	1626.2	179.4	126.29		
26.50	1627.8	181.0	126.30		
27.00	1629.6	182.7	126.31		
27.50	1631.1	184.3	126.31		
28.00	1632.6	185.8	126.32		
28.50	1634.0	187.2	126.33		
29.00	1635.4	188.6	126.34		
29.50	1636.7	189.9	126.34		
30.00	1638.0	191.2	126.35		
30.50	1639.3	192.5	126.35		
31.00	1640.6	193.7	126.36		
31.50	1641.7	194.9	126.37		
32.00	1642.9	196.1	126.37		
32.50	1644.2	197.4	126.38		
33.00	1645.5	198.7	126.38		
33.50	1646.5	199.7	126.39		
34.00	1647.6	200.8	126.40		
34.50	1648.6	201.8	126.40		
35.00	1649.6	202.8	126.41		

ALPINE SUBSURFACE ELECTRONICS PROBE INCREMENTS LISTING

TEST: BEREXCO D.S.T.#1 10-25-96 SAMUEL #1-3

D E: 10/25/96

TIME: 01:39:15

Time	Pressure PSI	delta P PSI	Temp. DEG F	(T+dT)/dT	P ² /10 ⁶
35.50	1650.6	203.8	126.41		
36.00	1651.5	204.7	126.41		
36.50	1652.4	205.6	126.43		
37.00	1653.3	206.5	126.43		
37.50	1654.2	207.4	126.44		
38.00	1655.0	208.2	126.45		
38.50	1655.9	209.0	126.46		
39.00	1656.7	209.8	126.46		
39.50	1657.4	210.6	126.46		
40.00	1658.2	211.4	126.47		
40.50	1659.2	212.4	126.48		
41.00	1660.0	213.1	126.49		
41.50	1660.7	213.8	126.49		
42.00	1661.3	214.5	126.49		
42.50	1662.0	215.2	126.50		
43.00	1662.6	215.8	126.51		
43.50	1663.3	216.5	126.52		
44.00	1664.0	217.1	126.52		
44.50	1664.6	217.7	126.52		
45.00	1665.1	218.3	126.54		
45.50	1665.7	218.9	126.54		
46.00	1666.3	219.4	126.55		
46.50	1666.8	220.0	126.56		
47.00	1667.3	220.5	126.56		
47.50	1667.9	221.1	126.58		
48.00	1668.4	221.6	126.59		
48.50	1668.9	222.1	126.59		
49.00	1669.4	222.6	126.60		
49.50	1669.9	223.1	126.60		
50.00	1670.4	223.5	126.61		
50.50	1670.9	224.0	126.62		
51.00	1671.3	224.5	126.61		
51.50	1671.8	224.9	126.64		
52.00	1672.2	225.3	126.64		
52.50	1672.6	225.8	126.65		
53.00	1673.0	226.2	126.66		
53.50	1673.6	226.7	126.67		
54.00	1674.1	227.2	126.67		
54.50	1674.6	227.7	126.68		
55.00	1674.9	228.1	126.69		
55.50	1675.3	228.5	126.70		
56.00	1675.6	228.8	126.70		
56.50	1676.0	229.2	126.71		
57.00	1676.3	229.5	126.71		
57.50	1676.7	229.9	126.72		
58.00	1677.0	230.2	126.73		
58.50	1677.3	230.5	126.73		
59.00	1677.7	230.9	126.74		
59.50	1678.0	231.2	126.75		
***** End Flow 2					
***** Start Shutin 2	0.00	1678.0	0.0	126.75	0.0000 2.816
	0.50	1682.7	4.7	126.75	182.0000 2.832

ALPINE SUBSURFACE ELECTRONICS PROBE INCREMENTS LISTING

TEST: BEREXCO D.S.T.#1 10-25-96 SAMUEL #1-3

DATE: 10/25/96

TIME: 01:39:15

Time	Pressure PSI	delta P PSI	Temp. DEG F	(T+dT)/dT	P ² /10 ⁶
1.00	1684.6	6.6	126.76	91.5000	2.838
1.50	1685.2	7.2	126.77	61.3333	2.840
2.00	1685.8	7.8	126.77	46.2500	2.842
2.50	1686.2	8.2	126.78	37.2000	2.843
3.00	1686.6	8.6	126.79	31.1667	2.845
3.50	1686.9	8.9	126.80	26.8571	2.846
4.00	1687.2	9.2	126.82	23.6250	2.847
4.50	1687.5	9.5	126.82	21.1111	2.848
5.00	1687.8	9.7	126.83	19.1000	2.849
5.50	1688.0	10	126.85	17.4545	2.849
6.00	1688.3	10.2	126.85	16.0833	2.850
6.50	1688.5	10.5	126.86	14.9231	2.851
7.00	1688.8	10.8	126.87	13.9286	2.852
7.50	1689.0	11.0	126.88	13.0667	2.853
8.00	1689.2	11.2	126.88	12.3125	2.853
8.50	1689.4	11.4	126.88	11.6471	2.854
9.00	1689.6	11.6	126.90	11.0556	2.855
9.50	1689.8	11.8	126.90	10.5263	2.856
10.00	1690.0	12.0	126.91	10.0500	2.856
10.50	1690.2	12.2	126.92	9.6190	2.857
11.00	1690.4	12.4	126.93	9.2273	2.858
11.50	1690.6	12.6	126.94	8.8696	2.858
12.00	1690.8	12.8	126.94	8.5417	2.859
12.50	1691.0	13.0	126.94	8.2400	2.859
13.00	1691.2	13.1	126.96	7.9615	2.860
13.50	1691.3	13.3	126.97	7.7037	2.861
14.00	1691.5	13.5	126.98	7.4643	2.861
14.50	1691.7	13.6	126.98	7.2414	2.862
15.00	1691.8	13.8	126.99	7.0333	2.862
15.50	1692.0	14.0	127.00	6.8387	2.863
16.00	1692.2	14.1	127.01	6.6562	2.863
16.50	1692.3	14.3	127.02	6.4848	2.864
17.00	1692.5	14.5	127.03	6.3235	2.864
17.50	1692.6	14.6	127.03	6.1714	2.865
18.00	1692.8	14.7	127.04	6.0278	2.865
18.50	1692.9	14.9	127.06	5.8919	2.866
19.00	1693.1	15.1	127.06	5.7632	2.867
19.50	1693.2	15.2	127.07	5.6410	2.867
20.00	1693.4	15.3	127.09	5.5250	2.867
20.50	1693.5	15.5	127.09	5.4146	2.868
21.00	1693.6	15.6	127.09	5.3095	2.868
21.50	1693.8	15.8	127.11	5.2093	2.869
22.00	1693.9	15.9	127.12	5.1136	2.869
22.50	1694.1	16.0	127.12	5.0222	2.870
23.00	1694.2	16.2	127.12	4.9348	2.870
23.50	1694.4	16.3	127.13	4.8511	2.871
24.00	1694.5	16.5	127.13	4.7708	2.871
24.50	1694.6	16.6	127.14	4.6939	2.872
25.00	1694.7	16.7	127.15	4.6200	2.872
25.50	1694.9	16.9	127.16	4.5490	2.873
26.00	1695.0	17.0	127.17	4.4808	2.873

ALPINE SUBSURFACE ELECTRONICS PROBE INCREMENTS LISTING

TEST: BEREXCO D.S.T.#1 10-25-96 SAMUEL #1-3
 DA : 10/25/96 TIME: 01:39:15

Time	Pressure PSI	delta P PSI	Temp. DEG F	(T+dT)/dT	P ² /10 ⁶
26.50	1695.1	17.1	127.18	4.4151	2.873
27.00	1695.2	17.2	127.19	4.3519	2.874
27.50	1695.4	17.4	127.20	4.2909	2.874
28.00	1695.5	17.5	127.22	4.2321	2.875
28.50	1695.6	17.6	127.22	4.1754	2.875
29.00	1695.7	17.7	127.23	4.1207	2.876
29.50	1695.8	17.8	127.24	4.0678	2.876
30.00	1696.0	17.9	127.25	4.0167	2.876
30.50	1696.1	18.1	127.26	3.9672	2.877
31.00	1696.2	18.2	127.27	3.9194	2.877
31.50	1696.3	18.3	127.28	3.8730	2.877
32.00	1696.4	18.4	127.28	3.8281	2.878
32.50	1696.6	18.5	127.29	3.7846	2.878
33.00	1696.7	18.7	127.29	3.7424	2.879
33.50	1696.8	18.8	127.31	3.7015	2.879
34.00	1696.9	18.8	127.31	3.6618	2.879
34.50	1697.0	19.0	127.32	3.6232	2.880
35.00	1697.1	19.1	127.32	3.5857	2.880
35.50	1697.2	19.2	127.34	3.5493	2.881
36.00	1697.3	19.3	127.35	3.5139	2.881
36.50	1697.4	19.4	127.35	3.4795	2.881
37.00	1697.5	19.5	127.35	3.4459	2.882
37.50	1697.7	19.6	127.37	3.4133	2.882
38.00	1697.8	19.7	127.38	3.3816	2.882
38.50	1697.8	19.8	127.39	3.3506	2.883
39.00	1697.9	19.9	127.39	3.3205	2.883
39.50	1698.0	20.0	127.40	3.2911	2.883
40.00	1698.1	20.1	127.40	3.2625	2.884
40.50	1698.3	20.2	127.42	3.2346	2.884
41.00	1698.3	20.3	127.42	3.2073	2.884
41.50	1698.4	20.4	127.42	3.1807	2.885
42.00	1698.5	20.5	127.44	3.1548	2.885
42.50	1698.6	20.6	127.44	3.1294	2.885
43.00	1698.7	20.7	127.45	3.1047	2.886
43.50	1698.8	20.8	127.46	3.0805	2.886
44.00	1698.9	20.9	127.46	3.0568	2.886
44.50	1699.0	21.0	127.47	3.0337	2.887
45.00	1699.1	21.1	127.47	3.0111	2.887
45.50	1699.2	21.2	127.47	2.9890	2.887
46.00	1699.3	21.2	127.48	2.9674	2.888
46.50	1699.4	21.4	127.49	2.9462	2.888
47.00	1699.5	21.5	127.49	2.9255	2.888
47.50	1699.6	21.5	127.50	2.9053	2.889
48.00	1699.7	21.6	127.50	2.8854	2.889
48.50	1699.8	21.7	127.50	2.8660	2.889
49.00	1699.9	21.8	127.51	2.8469	2.889
49.50	1700.0	21.9	127.52	2.8283	2.890
50.00	1700.0	22.0	127.52	2.8100	2.890
50.50	1700.1	22.1	127.53	2.7921	2.890
51.00	1700.2	22.2	127.54	2.7745	2.891
51.50	1700.3	22.3	127.54	2.7573	2.891

ALPINE SUBSURFACE ELECTRONICS PROBE INCREMENTS LISTING
 WELLSITE: BEREXCO D.S.T.#1 10-25-96 SAMUEL #1-3
 DATE: 10/25/96 TIME: 01:39:15

Time	Pressure PSI	delta P PSI	Temp. DEG F	(T+dT)/dT	P ² /10 ⁶
52.00	1700.4	22.4	127.56	2.7404	2.891
52.50	1700.5	22.4	127.56	2.7238	2.892
53.00	1700.5	22.5	127.57	2.7075	2.892
53.50	1700.6	22.6	127.57	2.6916	2.892
54.00	1700.7	22.7	127.57	2.6759	2.892
54.50	1700.8	22.8	127.59	2.6606	2.893
55.00	1700.9	22.8	127.60	2.6455	2.893
55.50	1700.9	22.9	127.61	2.6306	2.893
56.00	1701.0	23.0	127.61	2.6161	2.893
56.50	1701.1	23.1	127.61	2.6018	2.894
57.00	1701.2	23.2	127.62	2.5877	2.894
57.50	1701.3	23.2	127.62	2.5739	2.894
58.00	1701.3	23.3	127.63	2.5603	2.895
58.50	1701.4	23.4	127.64	2.5470	2.895
59.00	1701.5	23.5	127.64	2.5339	2.895
59.50	1701.5	23.5	127.65	2.5210	2.895
60.00	1701.6	23.6	127.65	2.5083	2.895
60.50	1701.7	23.7	127.67	2.4959	2.896
61.00	1701.8	23.8	127.66	2.4836	2.896
61.50	1701.8	23.8	127.66	2.4715	2.896
62.00	1701.9	23.9	127.67	2.4597	2.897
62.50	1702.0	24.0	127.69	2.4480	2.897
63.00	1702.1	24.1	127.69	2.4365	2.897
63.50	1702.1	24.1	127.70	2.4252	2.897
64.00	1702.2	24.2	127.70	2.4141	2.898
64.50	1702.3	24.3	127.71	2.4031	2.898
65.00	1702.3	24.3	127.72	2.3923	2.898
65.50	1702.4	24.4	127.72	2.3817	2.898
66.00	1702.5	24.5	127.72	2.3712	2.898
66.50	1702.6	24.6	127.72	2.3609	2.899
67.00	1702.6	24.6	127.73	2.3507	2.899
67.50	1702.7	24.7	127.73	2.3407	2.899
68.00	1702.8	24.8	127.75	2.3309	2.899
68.50	1702.8	24.8	127.76	2.3212	2.900
69.00	1702.9	24.9	127.75	2.3116	2.900
69.50	1703.0	25.0	127.75	2.3022	2.900
70.00	1703.0	25.0	127.77	2.2929	2.900
70.50	1703.1	25.1	127.77	2.2837	2.901
71.00	1703.2	25.2	127.77	2.2746	2.901
71.50	1703.2	25.2	127.78	2.2657	2.901
72.00	1703.3	25.3	127.78	2.2569	2.901
72.50	1703.4	25.4	127.79	2.2483	2.901
73.00	1703.4	25.4	127.79	2.2397	2.902
73.50	1703.5	25.5	127.81	2.2313	2.902
74.00	1703.6	25.6	127.81	2.2230	2.902
74.50	1703.6	25.6	127.81	2.2148	2.902
75.00	1703.7	25.7	127.82	2.2067	2.903
75.50	1703.8	25.8	127.82	2.1987	2.903
76.00	1703.9	25.9	127.83	2.1908	2.903
76.50	1703.9	25.9	127.83	2.1830	2.903
77.00	1704.0	26.0	127.84	2.1753	2.904

ALPINE SUBSURFACE ELECTRONICS PROBE INCREMENTS LISTING

TEST: BEREXCO D.S.T.#1 10-25-96 SAMUEL #1-3
 DATE: 10/25/96 TIME: 01:39:15

Time	Pressure PSI	delta P PSI	Temp. DEG F	(T+dT)/dT	P ² /10 ⁶
77.50	1704.0	26.0	127.85	2.1677	2.904
78.00	1704.1	26.1	127.84	2.1603	2.904
78.50	1704.1	26.1	127.85	2.1529	2.904
79.00	1704.2	26.2	127.85	2.1456	2.904
79.50	1704.3	26.3	127.86	2.1384	2.905
80.00	1704.4	26.3	127.86	2.1313	2.905
80.50	1704.4	26.4	127.87	2.1242	2.905
81.00	1704.4	26.4	127.88	2.1173	2.905
81.50	1704.5	26.5	127.88	2.1104	2.905
82.00	1704.6	26.6	127.89	2.1037	2.906
82.50	1704.7	26.7	127.88	2.0970	2.906
83.00	1704.7	26.7	127.89	2.0904	2.906
83.50	1704.8	26.7	127.89	2.0838	2.906
84.00	1704.8	26.8	127.89	2.0774	2.906
84.50	1704.9	26.9	127.89	2.0710	2.907
85.00	1705.0	26.9	127.91	2.0647	2.907
85.50	1705.0	27.0	127.91	2.0585	2.907
86.00	1705.0	27.0	127.91	2.0523	2.907
86.50	1705.1	27.1	127.91	2.0462	2.907
87.00	1705.2	27.2	127.92	2.0402	2.908
87.50	1705.2	27.2	127.92	2.0343	2.908
88.00	1705.3	27.3	127.92	2.0284	2.908
88.50	1705.3	27.3	127.92	2.0226	2.908
89.00	1705.4	27.4	127.93	2.0169	2.908
89.50	1705.5	27.4	127.93	2.0112	2.909
90.00	1705.5	27.5	127.94	2.0056	2.909
90.50	1705.6	27.6	127.95	2.0000	2.909
91.00	1705.6	27.6	127.95	1.9945	2.909
91.50	1705.7	27.7	127.95	1.9891	2.909
92.00	1705.7	27.7	127.95	1.9837	2.909
92.50	1705.8	27.8	127.95	1.9784	2.910
93.00	1705.8	27.8	127.96	1.9731	2.910
93.50	1705.9	27.9	127.95	1.9679	2.910
94.00	1705.9	27.9	127.96	1.9628	2.910
94.50	1706.0	28.0	127.97	1.9577	2.910
95.00	1706.1	28.0	127.97	1.9526	2.911
95.50	1706.1	28.1	127.98	1.9476	2.911
96.00	1706.2	28.1	127.97	1.9427	2.911
96.50	1706.2	28.2	127.98	1.9378	2.911
97.00	1706.3	28.3	127.98	1.9330	2.911
97.50	1706.3	28.3	127.99	1.9282	2.912
98.00	1706.4	28.3	127.99	1.9235	2.912
98.50	1706.4	28.4	127.99	1.9188	2.912
99.00	1706.4	28.4	128.00	1.9141	2.912
99.50	1706.5	28.5	128.00	1.9095	2.912
100.00	1706.6	28.5	128.00	1.9050	2.912
100.50	1706.6	28.6	128.01	1.9005	2.913
101.00	1706.7	28.7	128.02	1.8960	2.913
101.50	1706.7	28.7	128.01	1.8916	2.913
102.00	1706.8	28.8	128.01	1.8873	2.913
102.50	1706.8	28.8	128.02	1.8829	2.913

ALPINE SUBSURFACE ELECTRONICS PROBE INCREMENTS LISTING

TEST: BEREXCO D.S.T.#1 10-25-96 SAMUEL #1-3

TE: 10/25/96

TIME: 01:39:15

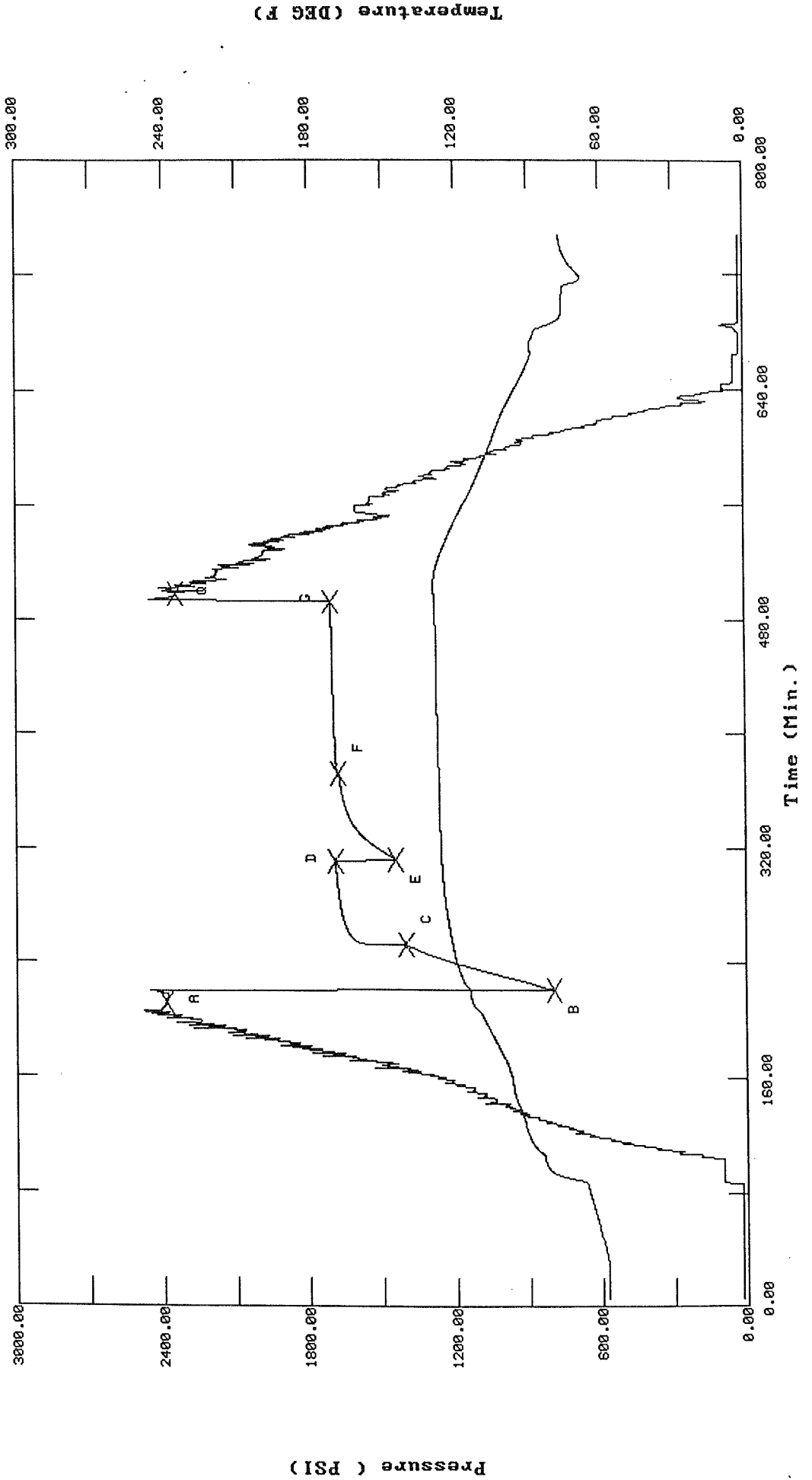
Time	Pressure PSI	delta P PSI	Temp. DEG F	(T+dT)/dT	P ² /10 ⁶
103.00	1706.9	28.9	128.02	1.8786	2.913
103.50	1706.9	28.9	128.02	1.8744	2.914
104.00	1707.0	28.9	128.03	1.8702	2.914
104.50	1707.0	29.0	128.04	1.8660	2.914
105.00	1707.0	29.0	128.03	1.8619	2.914
105.50	1707.1	29.1	128.04	1.8578	2.914
106.00	1707.2	29.2	128.04	1.8538	2.914
106.50	1707.2	29.2	128.05	1.8498	2.915
107.00	1707.3	29.2	128.05	1.8458	2.915
107.50	1707.3	29.3	128.05	1.8419	2.915
108.00	1707.3	29.3	128.05	1.8380	2.915
108.50	1707.4	29.4	128.07	1.8341	2.915
109.00	1707.4	29.4	128.06	1.8303	2.915
109.50	1707.5	29.5	128.07	1.8265	2.915
110.00	1707.5	29.5	128.07	1.8227	2.916
110.50	1707.6	29.6	128.07	1.8190	2.916
111.00	1707.6	29.6	128.07	1.8153	2.916
111.50	1707.7	29.7	128.07	1.8117	2.916
112.00	1707.7	29.7	128.08	1.8080	2.916
112.50	1707.8	29.7	128.08	1.8044	2.916
113.00	1707.8	29.8	128.09	1.8009	2.917
113.50	1707.9	29.9	128.10	1.7974	2.917
114.00	1707.9	29.9	128.10	1.7939	2.917
114.50	1708.0	29.9	128.09	1.7904	2.917
115.00	1708.0	30.0	128.10	1.7870	2.917
115.50	1708.0	30.0	128.11	1.7835	2.917
116.00	1708.1	30.1	128.11	1.7802	2.918
116.50	1708.1	30.1	128.11	1.7768	2.918
117.00	1708.2	30.2	128.11	1.7735	2.918
117.50	1708.2	30.2	128.12	1.7702	2.918
118.00	1708.2	30.2	128.11	1.7669	2.918
118.50	1708.3	30.3	128.12	1.7637	2.918
119.00	1708.3	30.3	128.12	1.7605	2.918
119.50	1708.4	30.4	128.13	1.7573	2.919
120.00	1708.4	30.4	128.13	1.7542	2.919
120.50	1708.5	30.5	128.13	1.7510	2.919
***** End Shut-in 2					
***** Final Hydro.	498.00	2346.5	0.0	128.62	


TEST HISTORY

BEREXCO D.S.T.#1 10-25-96 SAMUEL #1-3

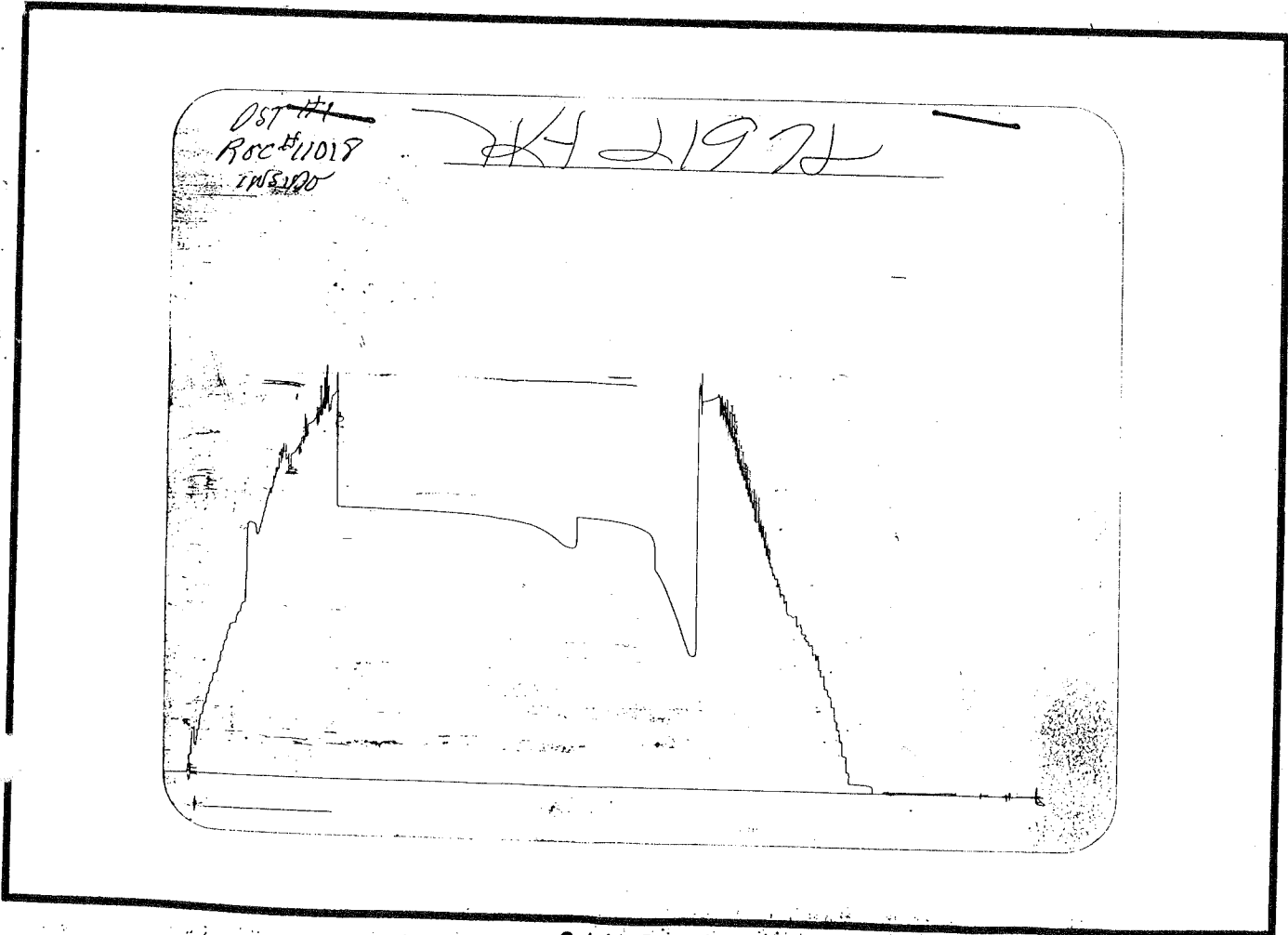
Flag Points

	t (Min.)	P (PSI)
R:	0.00	2389.71
B:	0.00	794.48
C:	31.00	1402.87
D:	59.50	1692.76
E:	0.00	1446.83
F:	59.50	1678.02
G:	120.50	1708.50
Q:	0.00	2346.45





Inside Recorder



Outside Recorder

DST REPORT

GENERAL INFORMATION

DATE : 10/29/96
CUSTOMER : BEREXCO, INC.
WELL : #1-3 TEST: 2
ELEVATION: 3388 KB
SECTION : 3
RANGE : 41W COUNTY: STANTON
GAUGE SN#: 101157 RANGE :
TICKET : 21973
LEASE : SAMUEL
GEOLOGIST: GRIEVES
FORMATION: MORROW SAND
TOWNSHIP : 30S
STATE : KS
CLOCK : 12

WELL INFORMATION

PERFORATION INTERVAL FROM: 5300.00 ft TO: 5311.00 ft TVD: 5604.0 ft
DEPTH OF SELECTIVE ZONE: TEST TYPE: OIL
DEPTH OF RECORDERS: 5288.0 ft 5307.0 ft
TEMPERATURE: 130.0
DRILL COLLAR LENGTH: 360.0 ft I.D.: 2.200 in
WEIGHT PIPE LENGTH : 0.0 ft I.D.: 0.000 in
DRILL PIPE LENGTH : 4910.0 ft I.D.: 3.800 in
TEST TOOL LENGTH : 30.0 ft TOOL SIZE : 5.500 in
ANCHOR LENGTH : 11.0 ft ANCHOR SIZE: 5.500 in
SURFACE CHOKE SIZE : 0.750 in BOTTOM CHOKE SIZE: 0.750 in
MAIN HOLE SIZE : 7.875 in TOOL JOINT SIZE : 4.5XH
PACKER DEPTH: 5295.0 ft SIZE: 6.630 in
PACKER DEPTH: 5300.0 ft SIZE: 6.630 in
PACKER DEPTH: 5311.0 ft SIZE: 6.630 in
PACKER DEPTH: 0.0 ft SIZE: 0.000 in

MUD INFORMATION

DRILLING CON. : BEREDCO RIG 2
MUD TYPE : CHEMICAL VISCOSITY : 70.00 cp
WEIGHT : 9.200 ppg WATER LOSS: 8.000 cc
CHLORIDES : 1200 ppm
JARS-MAKE : WTC
DID WELL FLOW?: NO SERIAL NUMBER: 12369
REVERSED OUT?: NO

COMMENTS

Comment

INITIAL FLOW PERIOD FAIR BLOW - SLOWLY BUILDING TO
4 INCHES. FINAL FLOW PERIOD WEAK BLOW - SURFACE
BLOW THROUGHOUT.

DST REPORT (CONTINUED)

FLUID RECOVERY

Feet of Fluid	% Oil	% Gas	% Water	% Mud	Comments
110.0	0.0	0.0	15.0	85.0	WATERY MUD
270.0	0.0	0.0	90.0	10.0	MUD CUT WATER
0.0	0.0	0.0	0.0	0.0	RW .080 @ 70 DEGREES F
0.0	0.0	0.0	0.0	0.0	CHLORIDES 85000 PPM

RATE INFORMATION

OIL VOLUME:	0.0000	STB		
GAS VOLUME:	0.0000	SCF		
MUD VOLUME:	0.7250	STB		
WATER VOLUME:	1.2480	STB		
TOTAL FLUID :	1.9730	STB		
			TOTAL FLOW TIME:	90.0000 min.
			AVERAGE OIL RATE:	0.0000 STB/D
			AVERAGE WATER RATE:	31.5682 STB/D

FIELD TIME & PRESSURE INFORMATION

INITIAL HYDROSTATIC PRESSURE: 2488.00

Description	Duration	p1	p End
INITIAL FLOW	30.00		
INITIAL SHUT-IN	60.00	33.00	67.00
FINAL FLOW	60.00		1295.00
FINAL SHUT-IN	120.00	100.00	144.00
			1257.00

FINAL HYDROSTATIC PRESSURE: 2455.00

OFFICE TIME & PRESSURE INFORMATION

INITIAL HYDROSTATIC PRESSURE: 2501.90

Description	Duration	p1	p End
INITIAL FLOW	30.00		
INITIAL SHUT-IN	60.00	10.70	74.40
FINAL FLOW	60.00		1304.60
FINAL SHUT-IN	120.00	79.10	160.80
			1286.60

FINAL HYDROSTATIC PRESSURE: 2480.90

Company: BEREXCO INC.

Well: SAMUEL 1-3

Field: TKT #21973

[Tuesday: Oct. 29, 1996]

Page 1

REC #	DAY	REAL TIME	DT (HRS)	BHP (PSIA)	BHT (Deg. F)

INITIAL HYDROSTATIC					
221	0	2:49:59	2.8330	2501.90	119.40
222	0	2:50:31	2.8420	2513.90	119.60
224	0	2:51:29	2.8580	2664.10	119.90
225	0	2:52: 1	2.8670	2599.90	120.10
START FLOW 1					
227	0	2:52:59	2.8830	10.70	120.50
228	0	2:53:31	2.8920	12.50	120.60
230	0	2:54:29	2.9080	18.70	120.80
231	0	2:55: 1	2.9170	17.50	120.90
233	0	2:55:59	2.9330	17.70	121.20
234	0	2:56:31	2.9420	19.50	121.30
236	0	2:57:29	2.9580	22.40	121.50
237	0	2:58: 1	2.9670	24.20	121.60
239	0	2:58:59	2.9830	27.40	121.80
240	0	2:59:31	2.9920	28.90	121.90
242	0	3: 0:29	3.0080	31.70	122.20
243	0	3: 1: 1	3.0170	33.20	122.30
245	0	3: 1:59	3.0330	34.90	122.50
246	0	3: 2:31	3.0420	36.70	122.60
248	0	3: 3:29	3.0580	39.20	122.80
249	0	3: 4: 1	3.0670	40.60	123.00
251	0	3: 4:59	3.0830	43.10	123.10
252	0	3: 5:31	3.0920	43.40	123.30
254	0	3: 6:29	3.1080	46.60	123.50
255	0	3: 7: 1	3.1170	47.30	123.60
257	0	3: 7:59	3.1330	50.20	123.80
258	0	3: 8:31	3.1420	51.30	123.90
260	0	3: 9:29	3.1580	53.40	124.10
261	0	3:10: 1	3.1670	54.50	124.20
263	0	3:10:59	3.1830	57.00	124.40
264	0	3:11:31	3.1920	57.70	124.50
266	0	3:12:29	3.2080	59.00	124.70
267	0	3:13: 1	3.2170	60.10	124.70
269	0	3:13:59	3.2330	61.90	124.90
270	0	3:14:31	3.2420	63.30	125.00
272	0	3:15:29	3.2580	65.50	125.20
273	0	3:16: 1	3.2670	66.20	125.30
275	0	3:16:59	3.2830	68.40	125.40
276	0	3:17:31	3.2920	69.50	125.50
278	0	3:18:29	3.3080	71.20	125.70
279	0	3:19: 1	3.3170	72.30	125.80
281	0	3:19:59	3.3330	73.70	125.90
282	0	3:20:31	3.3420	74.40	126.00
END FLOW 1					
START SHUTIN 1					
283	0	3:21: 0	3.3500	82.70	126.00
284	0	3:21:29	3.3580	153.00	126.10
285	0	3:22: 1	3.3670	303.50	126.20
287	0	3:22:59	3.3830	626.10	126.30
288	0	3:23:31	3.3920	707.90	126.40
290	0	3:24:29	3.4080	819.00	126.60
291	0	3:25: 1	3.4170	856.60	126.70
293	0	3:25:59	3.4330	909.50	126.80
294	0	3:26:31	3.4420	930.70	126.90

WESTERN TESTING CO., INC.

Company: BEREXCO INC.
Well: SAMUEL 1-3
Field: TKT #21973

[Tuesday: Oct. 29, 1996
Page 2

REC #	DAY	REAL TIME	DT (HRS)	BHP (PSIA)	BHT (Deg.F)
296	0	3:27:29	3.4580	964.10	127.10
297	0	3:28: 1	3.4670	978.10	127.20
299	0	3:28:59	3.4830	1002.80	127.30
300	0	3:29:31	3.4920	1013.80	127.40
302	0	3:30:29	3.5080	1032.80	127.50
303	0	3:31: 1	3.5170	1042.00	127.60
305	0	3:31:59	3.5330	1058.30	127.70
306	0	3:32:31	3.5420	1065.50	127.80
308	0	3:33:29	3.5580	1079.20	127.90
309	0	3:34: 1	3.5670	1086.40	128.00
311	0	3:34:59	3.5830	1098.50	128.10
312	0	3:35:31	3.5920	1104.20	128.10
314	0	3:36:29	3.6080	1114.80	128.30
315	0	3:37: 1	3.6170	1119.80	128.30
317	0	3:37:59	3.6330	1130.00	128.40
318	0	3:38:31	3.6420	1134.50	128.50
320	0	3:39:29	3.6580	1143.20	128.60
321	0	3:40: 1	3.6670	1147.80	128.60
323	0	3:40:59	3.6830	1155.70	128.70
324	0	3:41:31	3.6920	1159.90	128.80
326	0	3:42:29	3.7080	1167.50	128.90
327	0	3:43: 1	3.7170	1170.90	128.90
329	0	3:43:59	3.7330	1178.10	129.00
330	0	3:44:31	3.7420	1181.50	129.00
332	0	3:45:29	3.7580	1187.90	129.10
333	0	3:46: 1	3.7670	1191.30	129.20
335	0	3:46:59	3.7830	1197.00	129.30
336	0	3:47:31	3.7920	1200.00	129.30
338	0	3:48:29	3.8080	1205.70	129.30
339	0	3:49: 1	3.8170	1208.30	129.40
341	0	3:49:59	3.8330	1214.80	129.40
342	0	3:50:31	3.8420	1217.40	129.50
344	0	3:51:29	3.8580	1222.30	129.60
345	0	3:52: 1	3.8670	1225.00	129.60
347	0	3:52:59	3.8830	1229.50	129.70
348	0	3:53:31	3.8920	1231.40	129.70
350	0	3:54:29	3.9080	1236.00	129.70
351	0	3:55: 1	3.9170	1238.20	129.70
353	0	3:55:59	3.9330	1242.00	129.80
354	0	3:56:31	3.9420	1244.30	129.80
356	0	3:57:29	3.9580	1248.00	129.90
357	0	3:58: 1	3.9670	1250.00	129.90
359	0	3:58:59	3.9830	1253.40	129.90
360	0	3:59:31	3.9920	1254.10	130.00
362	0	4: 0:29	4.0080	1257.50	130.00
363	0	4: 1: 1	4.0170	1259.40	130.00
365	0	4: 1:59	4.0330	1262.80	130.00
366	0	4: 2:31	4.0420	1264.40	130.00
368	0	4: 3:29	4.0580	1267.80	130.10
369	0	4: 4: 1	4.0670	1268.90	130.10
371	0	4: 4:59	4.0830	1271.60	130.10
372	0	4: 5:31	4.0920	1273.00	130.20
374	0	4: 6:29	4.1080	1275.70	130.20
375	0	4: 7: 1	4.1170	1277.20	130.20
377	0	4: 7:59	4.1330	1280.30	130.20

WESTERN TESTING CO., INC.

Company: BEREXCO INC.
Well: SAMUEL 1-3
Field: TKT #21973

[Tuesday: Oct. 29, 1996]
Page 3

REC #	DAY	REAL TIME	DT (HRS)	BHP (PSIA)	BHT (Deg. F)
378	0	4: 8:31	4.1420	1281.40	130.30
380	0	4: 9:29	4.1580	1283.70	130.30
381	0	4:10: 1	4.1670	1284.50	130.30
383	0	4:10:59	4.1830	1287.50	130.30
384	0	4:11:31	4.1920	1288.30	130.30
386	0	4:12:29	4.2080	1290.50	130.40
387	0	4:13: 1	4.2170	1291.70	130.40
389	0	4:13:59	4.2330	1293.90	130.40
390	0	4:14:31	4.2420	1295.10	130.40
392	0	4:15:29	4.2580	1297.00	130.40
393	0	4:16: 1	4.2670	1298.10	130.40
395	0	4:16:59	4.2830	1300.00	130.40
396	0	4:17:31	4.2920	1300.80	130.40
398	0	4:18:29	4.3080	1302.30	130.40
399	0	4:19: 1	4.3170	1303.00	130.50
401	0	4:19:59	4.3330	1304.60	130.50
402	0	4:20:31	4.3420	1304.60	130.50
		END SHUTIN 1			
		START FLOW 2			
403	0	4:21: 0	4.3500	79.10	130.50
404	0	4:21:29	4.3580	79.80	130.50
405	0	4:22: 1	4.3670	81.30	130.50
407	0	4:22:59	4.3830	82.90	130.40
408	0	4:23:31	4.3920	84.80	130.40
410	0	4:24:29	4.4080	87.10	130.40
411	0	4:25: 1	4.4170	87.90	130.40
413	0	4:25:59	4.4330	90.20	130.30
414	0	4:26:31	4.4420	91.40	130.30
416	0	4:27:29	4.4580	93.60	130.30
417	0	4:28: 1	4.4670	94.80	130.30
419	0	4:28:59	4.4830	96.70	130.30
420	0	4:29:31	4.4920	97.80	130.30
422	0	4:30:29	4.5080	99.80	130.30
423	0	4:31: 1	4.5170	100.50	130.30
425	0	4:31:59	4.5330	102.40	130.30
426	0	4:32:31	4.5420	103.50	130.30
428	0	4:33:29	4.5580	105.00	130.30
429	0	4:34: 1	4.5670	105.80	130.30
431	0	4:34:59	4.5830	108.10	130.30
432	0	4:35:31	4.5920	109.20	130.40
434	0	4:36:29	4.6080	110.70	130.40
435	0	4:37: 1	4.6170	111.50	130.40
437	0	4:37:59	4.6330	113.30	130.40
438	0	4:38:31	4.6420	113.70	130.40
440	0	4:39:29	4.6580	115.20	130.40
441	0	4:40: 1	4.6670	116.00	130.40
443	0	4:40:59	4.6830	117.50	130.50
444	0	4:41:31	4.6920	117.80	130.50
446	0	4:42:29	4.7080	119.30	130.50
447	0	4:43: 1	4.7170	119.70	130.50
449	0	4:43:59	4.7330	121.20	130.60
450	0	4:44:31	4.7420	121.60	130.60
452	0	4:45:29	4.7580	123.10	130.60
453	0	4:46: 1	4.7670	123.80	130.70
455	0	4:46:59	4.7830	124.90	130.70

WESTERN TESTING CO., INC.

Company: BEREXCO INC.
 Well: SAMUEL 1-3
 Field: TKT #21973

[Tuesday: Oct. 29, 1996
 Page 4

REC #	DAY	REAL TIME	DT (HRS)	BHP (PSIA)	BHT (Deg. F)
456	0	4:47:31	4.7920	125.60	130.70
458	0	4:48:29	4.8080	126.80	130.80
459	0	4:49: 1	4.8170	127.50	130.80
461	0	4:49:59	4.8330	129.00	130.80
462	0	4:50:31	4.8420	129.70	130.80
464	0	4:51:29	4.8580	131.20	130.90
465	0	4:52: 1	4.8670	132.00	130.90
467	0	4:52:59	4.8830	133.50	130.90
468	0	4:53:31	4.8920	134.20	130.90
470	0	4:54:29	4.9080	135.30	131.00
471	0	4:55: 1	4.9170	136.10	131.00
473	0	4:55:59	4.9330	137.50	131.10
474	0	4:56:31	4.9420	138.30	131.10
476	0	4:57:29	4.9580	139.80	131.10
477	0	4:58: 1	4.9670	140.50	131.20
479	0	4:58:59	4.9830	142.00	131.20
480	0	4:59:31	4.9920	142.80	131.20
482	0	5: 0:29	5.0080	143.90	131.20
483	0	5: 1: 1	5.0170	144.60	131.20
485	0	5: 1:59	5.0330	146.10	131.30
486	0	5: 2:31	5.0420	146.90	131.30
488	0	5: 3:29	5.0580	148.30	131.40
489	0	5: 4: 1	5.0670	148.70	131.40
491	0	5: 4:59	5.0830	150.20	131.40
492	0	5: 5:31	5.0920	151.00	131.40
494	0	5: 6:29	5.1080	152.50	131.50
495	0	5: 7: 1	5.1170	152.80	131.50
497	0	5: 7:59	5.1330	153.90	131.60
498	0	5: 8:31	5.1420	154.30	131.60
500	0	5: 9:29	5.1580	155.00	131.60
501	0	5:10: 1	5.1670	155.40	131.60
503	0	5:10:59	5.1830	156.10	131.60
504	0	5:11:31	5.1920	156.10	131.70
506	0	5:12:29	5.2080	156.50	131.70
507	0	5:13: 1	5.2170	156.80	131.70
509	0	5:13:59	5.2330	157.20	131.80
510	0	5:14:31	5.2420	157.50	131.80
512	0	5:15:29	5.2580	158.30	131.80
513	0	5:16: 1	5.2670	158.60	131.80
515	0	5:16:59	5.2830	159.00	131.90
516	0	5:17:31	5.2920	159.40	131.90
518	0	5:18:29	5.3080	159.70	131.90
519	0	5:19: 1	5.3170	160.10	131.90
521	0	5:19:59	5.3330	160.40	132.00
522	0	5:20:31	5.3420	160.80	132.00
END FLOW 2					
START SHUTIN 2					
524	0	5:21:29	5.3580	176.00	132.00
525	0	5:22: 1	5.3670	239.80	132.00
527	0	5:22:59	5.3830	454.90	132.00
528	0	5:23:31	5.3920	570.50	132.10
530	0	5:24:29	5.4080	709.40	132.10
531	0	5:25: 1	5.4170	754.00	132.10
533	0	5:25:59	5.4330	819.10	132.20
534	0	5:26:31	5.4420	843.00	132.20

WESTERN TESTING CO., INC.

Company: BEREXCO INC.
Well: SAMUEL 1-3
Field: TKT #21973

[Tuesday: Oct. 29, 1996]
Page 5

REC #	DAY	REAL TIME	DT (HRS)	BHP (PSIA)	BHT (Deg.F)
536	0	5:27:29	5.4580	879.50	132.30
537	0	5:28: 1	5.4670	894.30	132.30
539	0	5:28:59	5.4830	918.70	132.30
540	0	5:29:31	5.4920	929.30	132.30
542	0	5:30:29	5.5080	947.60	132.40
543	0	5:31: 1	5.5170	955.50	132.40
545	0	5:31:59	5.5330	970.30	132.50
546	0	5:32:31	5.5420	977.20	132.50
548	0	5:33:29	5.5580	989.30	132.50
549	0	5:34: 1	5.5670	995.40	132.60
551	0	5:34:59	5.5830	1006.40	132.60
552	0	5:35:31	5.5920	1011.40	132.60
554	0	5:36:29	5.6080	1020.90	132.60
555	0	5:37: 1	5.6170	1025.50	132.70
557	0	5:37:59	5.6330	1034.20	132.70
558	0	5:38:31	5.6420	1038.40	132.70
560	0	5:39:29	5.6580	1046.80	132.70
561	0	5:40: 1	5.6670	1050.60	132.70
563	0	5:40:59	5.6830	1057.80	132.80
564	0	5:41:31	5.6920	1061.70	132.80
566	0	5:42:29	5.7080	1068.50	132.80
567	0	5:43: 1	5.7170	1071.50	132.80
569	0	5:43:59	5.7330	1078.40	132.80
570	0	5:44:31	5.7420	1081.50	132.80
572	0	5:45:29	5.7580	1087.20	132.90
573	0	5:46: 1	5.7670	1090.60	132.90
575	0	5:46:59	5.7830	1096.30	132.90
576	0	5:47:31	5.7920	1099.00	132.90
578	0	5:48:29	5.8080	1104.30	132.90
579	0	5:49: 1	5.8170	1107.00	132.90
581	0	5:49:59	5.8330	1112.30	133.00
582	0	5:50:31	5.8420	1114.60	133.00
584	0	5:51:29	5.8580	1119.60	133.00
585	0	5:52: 1	5.8670	1121.90	133.00
587	0	5:52:59	5.8830	1126.40	133.00
588	0	5:53:31	5.8920	1128.70	133.00
590	0	5:54:29	5.9080	1133.30	133.00
591	0	5:55: 1	5.9170	1135.20	133.00
593	0	5:55:59	5.9330	1139.40	133.00
594	0	5:56:31	5.9420	1141.60	133.10
596	0	5:57:29	5.9580	1145.10	133.10
597	0	5:58: 1	5.9670	1147.40	133.10
599	0	5:58:59	5.9830	1151.20	133.10
600	0	5:59:31	5.9920	1152.70	133.10
602	0	6: 0:29	6.0080	1156.50	133.10
603	0	6: 1: 1	6.0170	1158.40	133.10
605	0	6: 1:59	6.0330	1161.90	133.10
606	0	6: 2:31	6.0420	1163.40	133.10
608	0	6: 3:29	6.0580	1166.80	133.10
609	0	6: 4: 1	6.0670	1168.30	133.10
611	0	6: 4:59	6.0830	1171.40	133.10
612	0	6: 5:31	6.0920	1172.90	133.10
614	0	6: 6:29	6.1080	1176.00	133.10
615	0	6: 7: 1	6.1170	1177.10	133.10
617	0	6: 7:59	6.1330	1180.20	133.10

WESTERN TESTING CO., INC.

Company: BEREXCO INC.
Well: SAMUEL 1-3
Field: TKT #21973

[Tuesday: Oct. 29, 1996
Page 6

REC #	DAY	REAL TIME	DT (HRS)	BHP (PSIA)	BHT (Deg. F)
618	0	6: 8:31	6.1420	1181.70	133.10
620	0	6: 9:29	6.1580	1184.40	133.10
621	0	6:10: 1	6.1670	1185.90	133.10
623	0	6:10:59	6.1830	1188.60	133.10
624	0	6:11:31	6.1920	1189.70	133.10
626	0	6:12:29	6.2080	1192.40	133.10
627	0	6:13: 1	6.2170	1193.50	133.10
629	0	6:13:59	6.2330	1195.80	133.10
630	0	6:14:31	6.2420	1197.40	133.10
632	0	6:15:29	6.2580	1199.70	133.10
633	0	6:16: 1	6.2670	1200.80	133.10
635	0	6:16:59	6.2830	1203.10	133.10
636	0	6:17:31	6.2920	1204.30	133.10
638	0	6:18:29	6.3080	1206.60	133.10
639	0	6:19: 1	6.3170	1207.30	133.10
641	0	6:19:59	6.3330	1209.60	133.10
642	0	6:20:31	6.3420	1210.80	133.10
644	0	6:21:29	6.3580	1212.70	133.10
645	0	6:22: 1	6.3670	1213.80	133.10
647	0	6:22:59	6.3830	1215.70	133.10
648	0	6:23:31	6.3920	1216.50	133.10
650	0	6:24:29	6.4080	1218.40	133.10
651	0	6:25: 1	6.4170	1219.60	133.10
653	0	6:25:59	6.4330	1221.50	133.00
654	0	6:26:31	6.4420	1222.30	133.00
656	0	6:27:29	6.4580	1223.80	133.00
657	0	6:28: 1	6.4670	1224.90	133.00
659	0	6:28:59	6.4830	1226.90	133.00
660	0	6:29:31	6.4920	1227.60	133.00
662	0	6:30:29	6.5080	1229.50	133.00
663	0	6:31: 1	6.5170	1230.30	133.00
665	0	6:31:59	6.5330	1231.80	133.00
666	0	6:32:31	6.5420	1232.60	133.00
668	0	6:33:29	6.5580	1234.20	133.00
669	0	6:34: 1	6.5670	1234.50	133.00
671	0	6:34:59	6.5830	1236.40	133.00
672	0	6:35:31	6.5920	1237.20	133.00
674	0	6:36:29	6.6080	1238.40	133.00
675	0	6:37: 1	6.6170	1239.10	133.00
677	0	6:37:59	6.6330	1240.60	133.00
678	0	6:38:31	6.6420	1241.50	132.90
680	0	6:39:29	6.6580	1243.00	132.90
681	0	6:40: 1	6.6670	1243.70	132.90
683	0	6:40:59	6.6830	1244.50	132.90
684	0	6:41:31	6.6920	1245.30	132.90
686	0	6:42:29	6.7080	1246.80	132.90
687	0	6:43: 1	6.7170	1247.60	132.90
689	0	6:43:59	6.7330	1248.70	132.90
690	0	6:44:31	6.7420	1249.50	132.90
692	0	6:45:29	6.7580	1250.70	132.90
693	0	6:46: 1	6.7670	1251.40	132.90
695	0	6:46:59	6.7830	1252.60	132.90
696	0	6:47:31	6.7920	1253.00	132.90
698	0	6:48:29	6.8080	1254.10	132.90
699	0	6:49: 1	6.8170	1254.50	132.90

WESTERN TESTING CO., INC.

Company: BEREXCO INC.
Well: SAMUEL 1-3
Field: TKT #21973

[Tuesday: Oct. 29, 1996]
Page 7

REC #	DAY	REAL TIME	DT (HRS)	BHP (PSIA)	BHT (Deg. F)
701	0	6:49:59	6.8330	1256.10	132.80
702	0	6:50:31	6.8420	1256.40	132.80
704	0	6:51:29	6.8580	1257.60	132.80
705	0	6:52: 1	6.8670	1258.40	132.80
707	0	6:52:59	6.8830	1259.50	132.80
708	0	6:53:31	6.8920	1259.50	132.80
710	0	6:54:29	6.9080	1261.10	132.80
711	0	6:55: 1	6.9170	1261.50	132.80
713	0	6:55:59	6.9330	1262.60	132.80
714	0	6:56:31	6.9420	1263.00	132.80
716	0	6:57:29	6.9580	1263.80	132.80
717	0	6:58: 1	6.9670	1264.50	132.80
719	0	6:58:59	6.9830	1265.70	132.80
720	0	6:59:31	6.9920	1266.10	132.80
722	0	7: 0:29	7.0080	1266.90	132.70
723	0	7: 1: 1	7.0170	1267.60	132.70
725	0	7: 1:59	7.0330	1268.40	132.70
726	0	7: 2:31	7.0420	1268.40	132.70
728	0	7: 3:29	7.0580	1269.60	132.70
729	0	7: 4: 1	7.0670	1270.30	132.70
731	0	7: 4:59	7.0830	1271.10	132.70
732	0	7: 5:31	7.0920	1271.50	132.70
734	0	7: 6:29	7.1080	1272.70	132.70
735	0	7: 7: 1	7.1170	1273.10	132.70
737	0	7: 7:59	7.1330	1273.80	132.70
738	0	7: 8:31	7.1420	1274.20	132.70
740	0	7: 9:29	7.1580	1275.00	132.70
741	0	7:10: 1	7.1670	1275.40	132.70
743	0	7:10:59	7.1830	1275.80	132.70
744	0	7:11:31	7.1920	1276.50	132.70
746	0	7:12:29	7.2080	1277.70	132.70
747	0	7:13: 1	7.2170	1278.10	132.70
749	0	7:13:59	7.2330	1278.50	132.70
750	0	7:14:31	7.2420	1279.20	132.70
752	0	7:15:29	7.2580	1280.00	132.70
753	0	7:16: 1	7.2670	1280.40	132.60
755	0	7:16:59	7.2830	1281.20	132.60
756	0	7:17:31	7.2920	1281.60	132.60
758	0	7:18:29	7.3080	1281.90	132.60
759	0	7:19: 1	7.3170	1282.30	132.60
761	0	7:19:59	7.3330	1283.10	132.60
762	0	7:20:31	7.3420	1283.50	132.60
764	0	7:21:29	7.3580	1284.20	132.60
765	0	7:22: 1	7.3670	1284.70	132.60
767	0	7:22:59	7.3830	1285.40	132.60
768	0	7:23:31	7.3920	1285.80	132.60
770	0	7:24:29	7.4080	1286.60	132.60
771	0	7:25: 1	7.4170	1286.60	132.60
		END SHTUTIN 2			
772	0	7:25:30	7.4250	1283.90	132.60
773	0	7:25:59	7.4330	2378.80	132.60
774	0	7:26:31	7.4420	2392.70	132.60
776	0	7:27:29	7.4580	2503.00	132.60
777	0	7:28: 1	7.4670	2504.50	132.60
779	0	7:28:59	7.4830	2494.50	132.70

WESTERN TESTING CO., INC.

Company: BEREXCO INC.
Well: SAMUEL 1-3
Field: TKT #21973

[Tuesday: Oct. 29, 1996]
Page 8

REC #	DAY	REAL TIME	DT (HRS)	BHP (PSIA)	BHT (Deg.F)
780	0	7:29:31	7.4920	2489.80	132.70
		FINAL HYDROSTATIC			
782	0	7:30:29	7.5080	2480.90	132.70
783	0	7:31: 1	7.5170	2476.70	132.70

WESTERN TESTING CO., INC.

Company: BEREXCO INC.

Location: STANTON

Gauge Serial No: 1157

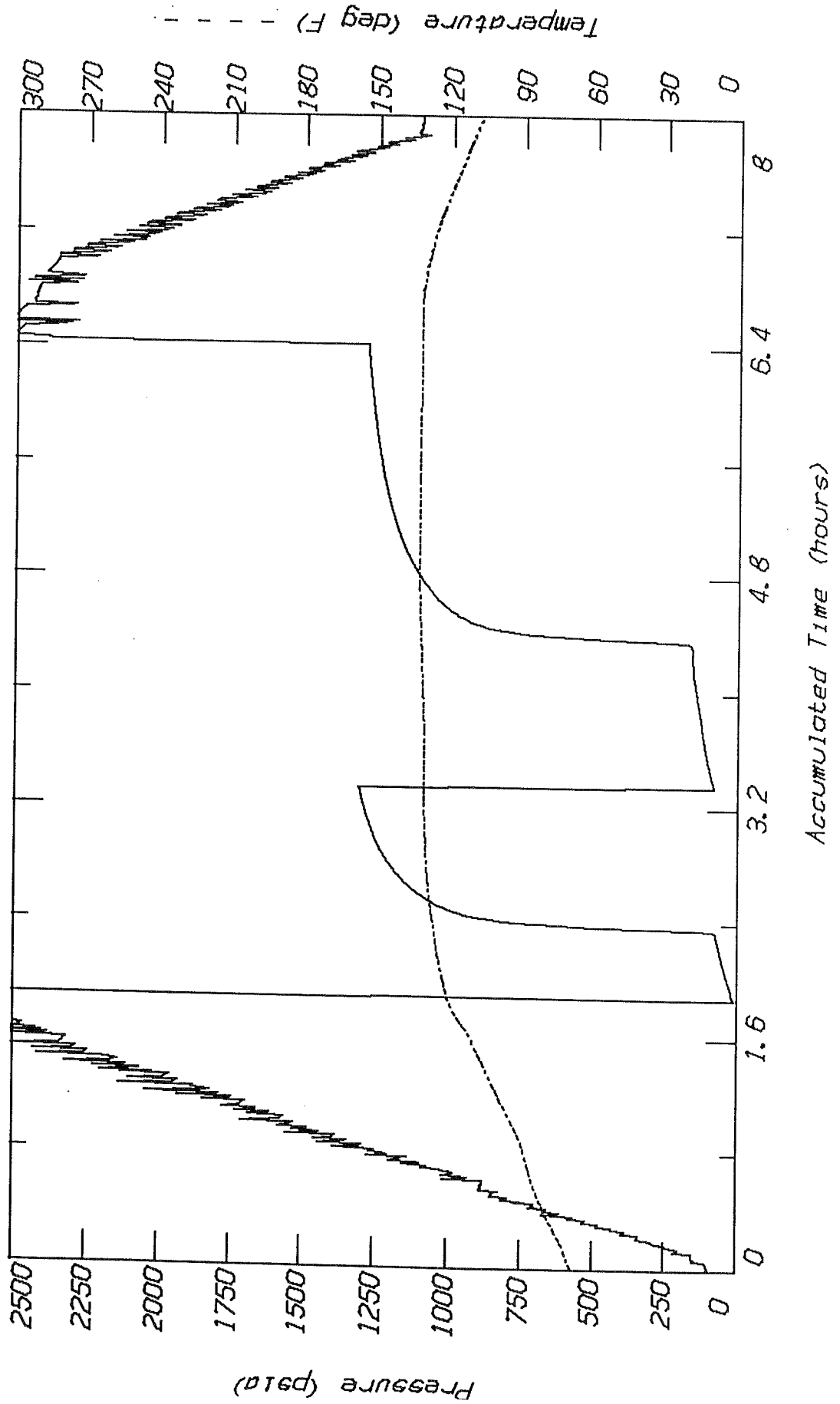
Gauge Depth (f. CF): 5307


Well Name: SAMUEL 1-3

Formation: MORROW SAND

Range (psia): 2500

Test Start (hh:mm dd/mm/yy): 09:10 29/10/96





Inside Recorder

