15-095-21810 34-30s-7w

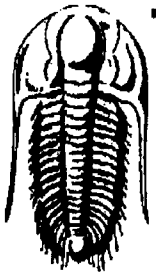

TRILOBITE TESTING, INC.

DRILL STEM TEST REPORT

Prepared For: **Messenger Petroleum Inc.**

525 S. Main
Kingman Ks 67068

ATTN: Jon Messenger

34 30s 7w

Norris C-2

Start Date: 2002.02.10 @ 23:54:51
End Date: 2002.02.11 @ 07:38:30
Job Ticket #: 14233 DST #: 1

Trilobite Testing, Inc
PO Box 362 Hays, KS 67601
ph: 785-625-4778 fax: 785-625-5620

Messenger Petroleum Inc. Norris C-2 34 30s 7w DST # 1 Hertha 2002.02.10

DRILL STEM TEST REPORT

Messenger Petroleum Inc.

525 S. Main
Kingman Ks 67068

ATTN: Jon Messenger

Norris C-2

34 30s 7w

Job Ticket: 14233 **DST#: 1**

Test Start: 2002.02.10 @ 23:54:51

GENERAL INFORMATION:

Formation: **Hertha**
Deviated: No Whipstock: ft (KB)
Time Tool Opened: 02:48:31
Time Test Ended: 07:38:30

Test Type: Conventional Bottom Hole
Tester: Wenrich
Unit No: 14

Interval: 4000.00 ft (KB) To 4024.00 ft (KB) (TVD)
Total Depth: 4024.00 ft (KB) (TVD)
Hole Diameter: 7.79 inches Hole Condition:

Reference Elevations: 1624.00 ft (KB)
1615.00 ft (CF)
KB to GR/CF: 9.00 ft

Serial #: 3289 **Inside**
Press@RunDepth: 183.11 psig @ 4001.00 ft (KB)
Start Date: 2002.02.10 End Date: 2002.02.11
Start Time: 23:54:51 End Time: 07:38:30

Capacity: 7000.00 psig
Last Calib.: 1899.12.30
Time On Btm: 2002.02.11 @ 02:47:46
Time Off Btm: 2002.02.11 @ 04:49:31

TEST COMMENT: IF:Fair blow 7"
ISI:No blow.
FF:Weak blow 1"
FSI:No blow.

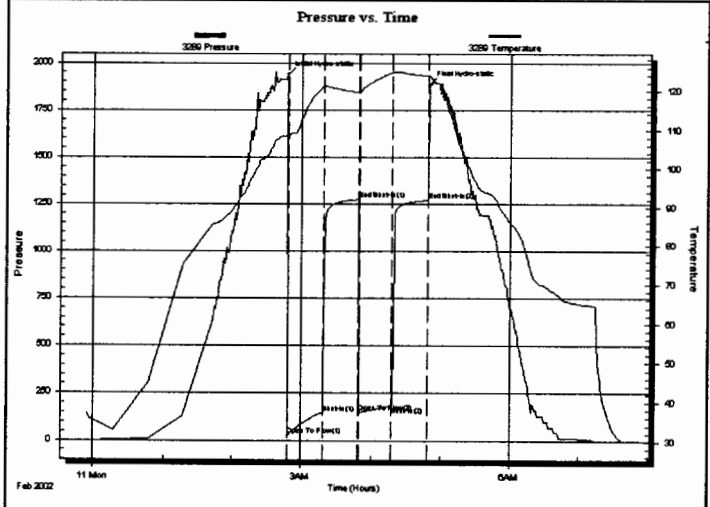

PRESSURE SUMMARY

Time (Min.)	Pressure (psig)	Temp (deg F)	Annotation
0	1937.06	108.71	Initial Hydro-static
1	27.92	108.12	Open To Flow (1)
31	147.22	121.28	Shut-In(1)
62	1276.48	119.65	End Shut-In(1)
62	149.05	119.61	Open To Flow (2)
90	183.11	124.83	Shut-In(2)
121	1272.09	123.87	End Shut-In(2)
122	1886.27	123.89	Final Hydro-static

Recovery

Length (ft)	Description	Volume (bbl)
330.00	Water	2.36

Gas Rates

	Choke (inches)	Pressure (psig)	Gas Rate (Mcf/d)

TRILOBITE TESTING, INC.

DRILL STEM TEST REPORT

TOOL DIAGRAM

Messenger Petroleum Inc.

525 S. Main
Kingman Ks 67068

ATTN: Jon Messenger

Norris C-2

34 30s 7w

Job Ticket: 14233 **DST#: 1**

Test Start: 2002.02.10 @ 23:54:51

Tool Information

Drill Pipe:	Length:	3746.00 ft	Diameter:	3.80 inches	Volume:	52.55 bbl	Tool Weight:	2100.00 lb
Heavy Wt. Pipe:	Length:	0.00 ft	Diameter:	0.00 inches	Volume:	0.00 bbl	Weight set on Packer:	20000.00 lb
Drill Collar:	Length:	249.00 ft	Diameter:	2.25 inches	Volume:	1.22 bbl	Weight to Pull Loose:	68000.00 lb
					Total Volume:	53.77 bbl	Tool Chased	4.00 ft
Drill Pipe Above KB:		22.00 ft					String Weight: Initial	50000.00 lb
Depth to Top Packer:		4000.00 ft					Final	51000.00 lb
Depth to Bottom Packer:		ft						
Interval betw een Packers:		24.00 ft						
Tool Length:		51.00 ft						
Number of Packers:		2	Diameter:	6.75 inches				

Tool Comments:

Tool Description	Length (ft)	Serial No.	Position	Depth (ft)	Accum. Lengths	
C.O. Sub	1.00			3974.00		
S.I. Tool	5.00			3979.00		
HMV	5.00			3984.00		
Jars	5.00			3989.00		
Safety Joint	2.00			3991.00		
Packer	4.00			3995.00	27.00	Bottom Of Top Packer
Packer	5.00			4000.00		
Stubb	1.00			4001.00		
Recorder	0.00	3289	Inside	4001.00		
Perforations	21.00			4022.00		
Recorder	0.00	10242	Outside	4022.00		
Bullnose	2.00			4024.00	24.00	Bottom Packers & Anchor
Total Tool Length:	**51.00**					

TRILOBITE TESTING, INC.

DRILL STEM TEST REPORT

FLUID SUMMARY

Messenger Petroleum Inc.

525 S. Main
Kingman Ks 67068

ATTN: Jon Messenger

Norris C-2

34 30s 7w

Job Ticket: 14233 **DST#: 1**

Test Start: 2002.02.10 @ 23:54:51

Mud and Cushion Information

Mud Type:	Gel Chem	Cushion Type:		Oil API:	deg API
Mud Weight:	9.00 lb/gal	Cushion Length:	ft	Water Salinity:	ppm
Viscosity:	45.00 sec/qt	Cushion Volume:	bbl		
Water Loss:	8.00 in³	Gas Cushion Type:			
Resistivity:	0.00 ohm.m	Gas Cushion Pressure:	psig		
Salinity:	3000.00 ppm				
Filter Cake:	0.00 inches				

Recovery Information

Recovery Table

Length ft	Description	Volume bbl
330.00	Water	2.361

Total Length: 330.00 ft Total Volume: 2.361 bbl

Num Fluid Samples: 0 Num Gas Bombs: 0 Serial #:
Laboratory Name: Laboratory Location:
Recovery Comments:

Serial #: 3289 **Inside** Messenger Petroleum Inc. 34 30s 7w DST Test Number: 1

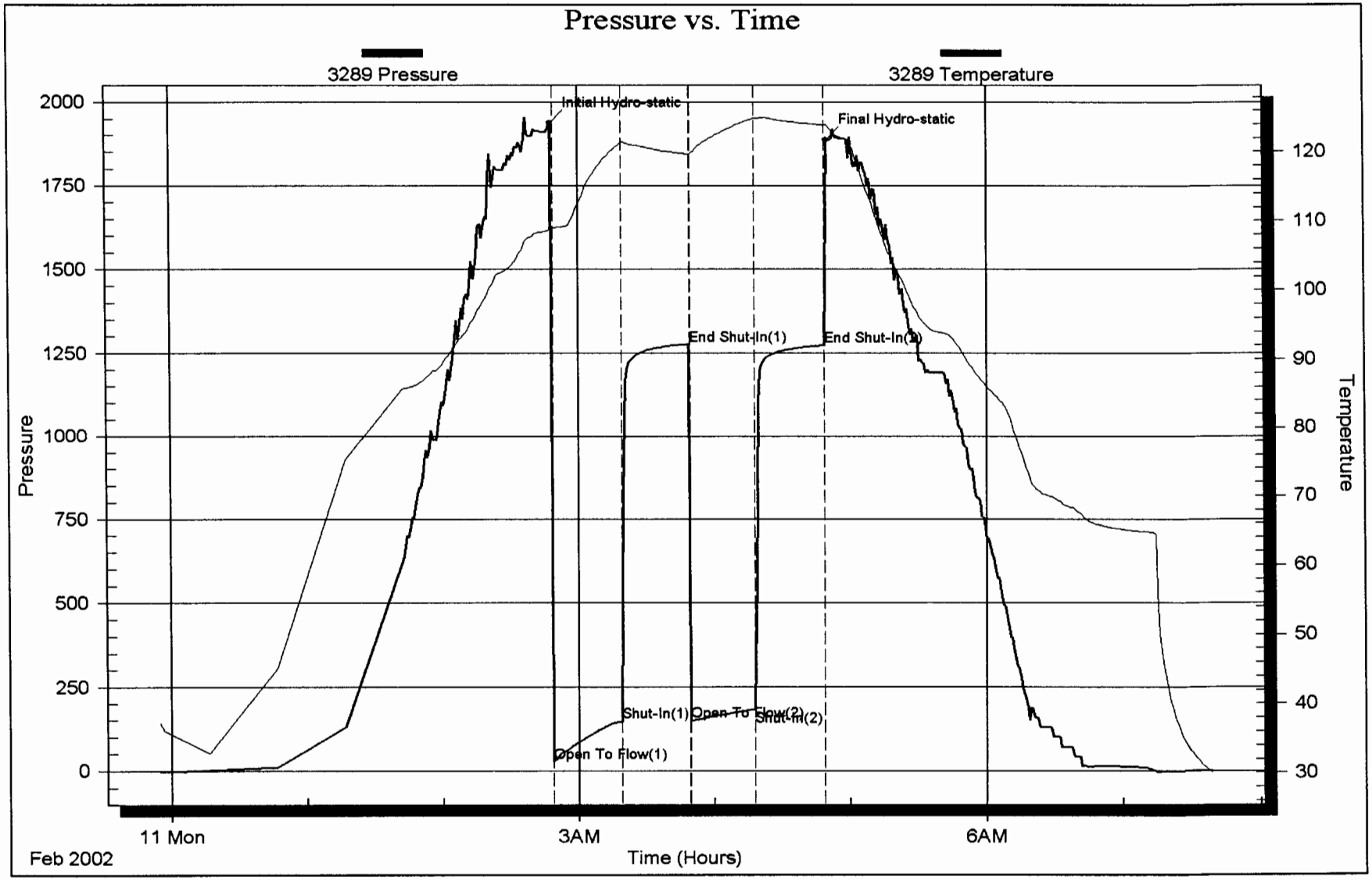



TRILOBITE TESTING, INC.

DRILL STEM TEST REPORT

Prepared For: **Messenger Petroleum Inc.**

525 S. Main
Kingman Ks 67068

ATTN: Jon Messenger

34 30s 7w

Norris C-2

Start Date: 2002.02.12 @ 12:30:47

End Date: 2002.02.12 @ 21:12:17

Job Ticket #: 14234 DST #: 2

Trilobite Testing, Inc
PO Box 362 Hays, KS 67601
ph: 785-625-4778 fax: 785-625-5620

DRILL STEM TEST REPORT

Messenger Petroleum Inc.

525 S. Main
Kingman Ks 67068

ATTN: Jon Messenger

Norris C-2

34 30s 7w

Job Ticket: 14234 **DST#: 2**

Test Start: 2002.02.12 @ 12:30:47

GENERAL INFORMATION:

Formation: **Mississippi**
Deviated: No Whipstock: ft (KB)
Time Tool Opened: 15:06:32
Time Test Ended: 21:12:17

Test Type: Conventional Bottom Hole
Tester: Wenrich
Unit No: 14

Interval: 4360.00 ft (KB) To 4388.00 ft (KB) (TVD)
Total Depth: 4388.00 ft (KB) (TVD)
Hole Diameter: 7.79 inches Hole Condition:

Reference Elevations: 1624.00 ft (KB)
1615.00 ft (CF)
KB to GR/CF: 9.00 ft

Serial #: 3289 **Inside**

Press@RunDepth: 59.85 psig @ 4361.00 ft (KB)
Start Date: 2002.02.12 End Date: 2002.02.12
Start Time: 12:30:52 End Time: 21:12:17

Capacity: 7000.00 psig
Last Calib.: 1899.12.30
Time On Btm: 2002.02.12 @ 15:05:02
Time Off Btm: 2002.02.12 @ 18:35:32

TEST COMMENT: IF:Strong blow . B.O.B. in 5 mins.
ISI:No blow .
FF:Strong blow . B.O.B. in 7 mins.
FSI:No blow .

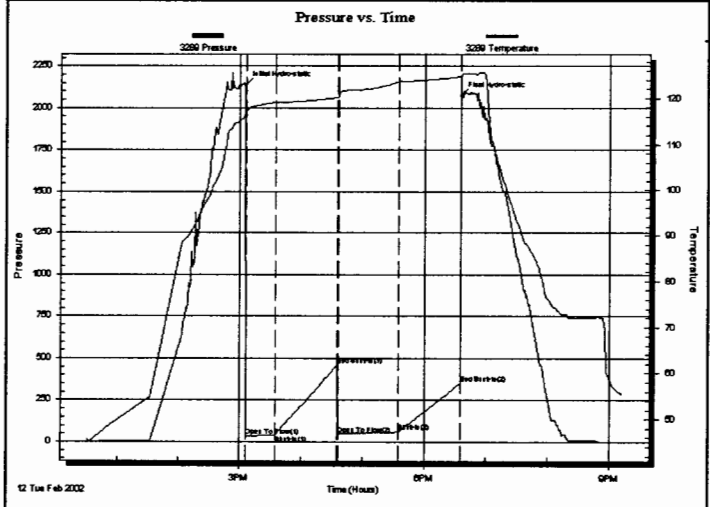

PRESSURE SUMMARY

Time (Min.)	Pressure (psig)	Temp (deg F)	Annotation
0	2138.25	116.56	Initial Hydro-static
2	31.65	117.20	Open To Flow (1)
30	41.82	119.13	Shut-In(1)
90	457.27	120.17	End Shut-In(1)
91	44.68	120.33	Open To Flow (2)
150	59.85	123.68	Shut-In(2)
210	350.14	124.76	End Shut-In(2)
211	2073.78	124.76	Final Hydro-static

Recovery

Length (ft)	Description	Volume (bbl)
65.00	Oil stained mud	0.32

Gas Rates

	Choke (inches)	Pressure (psig)	Gas Rate (Mcf/d)

TRILOBITE TESTING, INC

DRILL STEM TEST REPORT

TOOL DIAGRAM

Messenger Petroleum Inc.

525 S. Main
Kingman Ks 67068

ATTN: Jon Messenger

Norris C-2

34 30s 7w

Job Ticket: 14234 **DST#: 2**

Test Start: 2002.02.12 @ 12:30:47

Tool Information

Drill Pipe:	Length:	4087.00 ft	Diameter:	3.80 inches	Volume:	57.33 bbl	
Heavy Wt. Pipe:	Length:	0.00 ft	Diameter:	0.00 inches	Volume:	0.00 bbl	
Drill Collar:	Length:	249.00 ft	Diameter:	2.25 inches	Volume:	1.22 bbl	
					Total Volume:	58.55 bbl	

Drill Pipe Above KB:	3.00 ft
Depth to Top Packer:	4360.00 ft
Depth to Bottom Packer:	ft
Interval betw een Packers:	28.00 ft
Tool Length:	55.00 ft
Number of Packers:	2 Diameter: 6.75 inches

Tool Weight:	2100.00 lb
Weight set on Packer:	20000.00 lb
Weight to Pull Loose:	68000.00 lb
Tool Chased	4.00 ft
String Weight: Initial	50000.00 lb
Final	51000.00 lb

Tool Comments:

Tool Description	Length (ft)	Serial No.	Position	Depth (ft)	Accum. Lengths	
C.O. Sub	1.00			4334.00		
S.I. Tool	5.00			4339.00		
HMV	5.00			4344.00		
Jars	5.00			4349.00		
Safety Joint	2.00			4351.00		
Packer	4.00			4355.00	27.00	Bottom Of Top Packer
Packer	5.00			4360.00		
Stubb	1.00			4361.00		
Recorder	0.00	3289	Inside	4361.00		
Perforations	25.00			4386.00		
Recorder	0.00	10242	Outside	4386.00		
Bullnose	2.00			4388.00	28.00	Bottom Packers & Anchor
Total Tool Length:	**55.00**					

TRILOBITE TESTING, INC.

DRILL STEM TEST REPORT

FLUID SUMMARY

Messenger Petroleum Inc.

525 S. Main
Kingman Ks 67068

ATTN: Jon Messenger

Norris C-2

34 30s 7w

Job Ticket: 14234 **DST#: 2**

Test Start: 2002.02.12 @ 12:30:47

Mud and Cushion Information

Mud Type:	Gel Chem	Cushion Type:		Oil API:	deg API
Mud Weight:	9.00 lb/gal	Cushion Length:	ft	Water Salinity:	ppm
Viscosity:	49.00 sec/qt	Cushion Volume:	bbl		
Water Loss:	8.74 in³	Gas Cushion Type:			
Resistivity:	0.00 ohm.m	Gas Cushion Pressure:	psig		
Salinity:	4000.00 ppm				
Filter Cake:	0.20 inches				

Recovery Information

Recovery Table

Length ft	Description	Volume bbl
65.00	Oil stained mud	0.320

Total Length: 65.00 ft Total Volume: 0.320 bbl

Num Fluid Samples: 0 Num Gas Bombs: 0 Serial #:
Laboratory Name: Laboratory Location:
Recovery Comments:

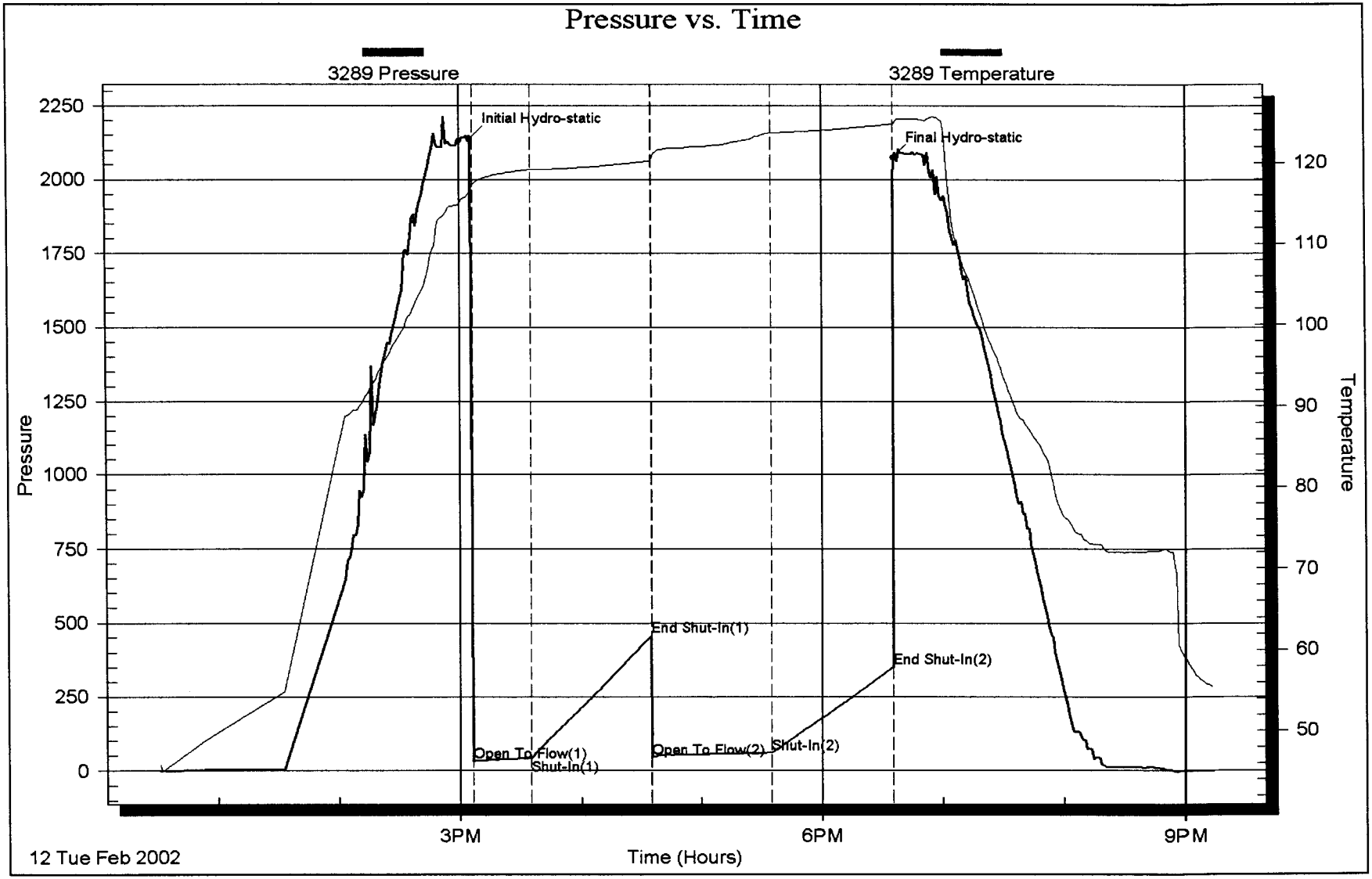
Pressure vs. Time
3289 Pressure
3289 Temperature
Initial Hydro-static
Final Hydro-static
End Shut-In(1)
End Shut-In(2)
Open To Flow(1)
Shut-In(1)
Open To Flow(2)
Shut-In(2)
Pressure
Temperature
Time (Hours)
12 Tue Feb 2002
3PM
6PM
9PM
2250
2000
1750
1500
1250
1000
750
500
250
0
120
110
100
90
80
70
60
50

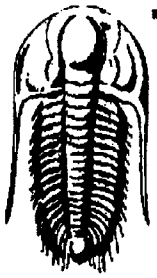

TRILOBITE TESTING, INC.

DRILL STEM TEST REPORT

Prepared For: **Messenger Petroleum Inc.**

525 S. Main
Kingman Ks 67068

ATTN: Jon Messenger

34 30s 7w

Norris C-2

Start Date: 2002.02.14 @ 23:03:44
End Date: 2002.02.15 @ 08:11:44
Job Ticket #: 14235 DST #: 3

Trilobite Testing, Inc
PO Box 362 Hays, KS 67601
ph: 785-625-4778 fax: 785-625-5620

DRILL STEM TEST REPORT

TRILOBITE TESTING, INC.

Messenger Petroleum Inc.

525 S. Main
Kingman Ks 67068

ATTN: Jon Messenger

Norris C-2

34 30s 7w

Job Ticket: 14235 **DST#: 3**

Test Start: 2002.02.14 @ 23:03:44

GENERAL INFORMATION:

Formation: **Mississippi**
Deviated: No Whipstock: ft (KB)
Time Tool Opened: 01:35:29
Time Test Ended: 08:11:44

Test Type: Conventional Straddle
Tester: Wenrich
Unit No: 14

Interval: 4386.00 ft (KB) To 4414.00 ft (KB) (TVD)
Total Depth: 4805.00 ft (KB) (TVD)
Hole Diameter: 7.79 inches Hole Condition: Poor

Reference Elevations: 1624.00 ft (KB)
1615.00 ft (CF)
KB to GR/CF: 9.00 ft

Serial #: 3289 **Inside**

Press@RunDepth: 132.16 psig @ 4387.00 ft (KB)
Start Date: 2002.02.14 End Date: 2002.02.15
Start Time: 23:03:49 End Time: 08:11:44

Capacity: 7000.00 psig
Last Calib.: 1899.12.30
Time On Btm: 2002.02.15 @ 01:34:44
Time Off Btm: 2002.02.15 @ 05:05:29

TEST COMMENT: IF:Strong blow .B.O.B. in 2 mins.
ISI:No blow .
FF:Strong blow .B.O.B. in 30 secs. gts in 55 mins.(see gas report)
FSI:No blow .

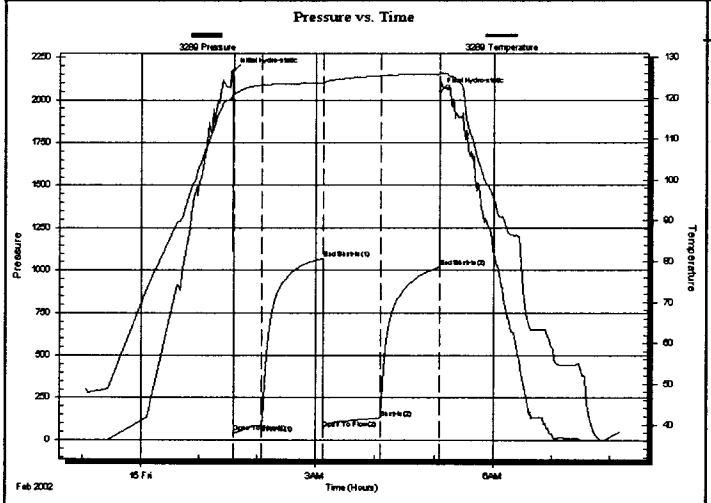

PRESSURE SUMMARY

Time (Min.)	Pressure (psig)	Temp (deg F)	Annotation
0	2167.19	120.82	Initial Hydro-static
1	42.82	120.93	Open To Flow (1)
30	89.27	123.14	Shut-In(1)
93	1070.58	123.70	End Shut-In(1)
93	70.10	123.86	Open To Flow (2)
151	132.16	125.41	Shut-In(2)
211	1019.21	125.88	End Shut-In(2)
211	2047.87	125.97	Final Hydro-static

Recovery

Length (ft)	Description	Volume (bbl)
120.00	Gas & oil cut w ater mud 10%g 10%o 60%	0.59
120.00	Oil cut w ater mud 1%oil 60%w 39%m	0.59
60.00	Oil stained gas cut mud	0.76

Gas Rates

	Choke (inches)	Pressure (psig)	Gas Rate (Mcf/d)
First Gas Rate	0.13	4.00	6.89
Last Gas Rate	0.13	4.00	6.89

TRILOBITE TESTING, INC

DRILL STEM TEST REPORT

TOOL DIAGRAM

Messenger Petroleum Inc.

525 S. Main
Kingman Ks 67068

ATTN: Jon Messenger

Norris C-2

34 30s 7w

Job Ticket: 14235 **DST#: 3**

Test Start: 2002.02.14 @ 23:03:44

Tool Information

Drill Pipe:	Length:	4123.00 ft	Diameter:	3.80 inches	Volume:	57.83 bbl	
Heavy Wt. Pipe:	Length:	0.00 ft	Diameter:	0.00 inches	Volume:	0.00 bbl	
Drill Collar:	Length:	249.00 ft	Diameter:	2.25 inches	Volume:	1.22 bbl	
					Total Volume:	59.05 bbl	

Drill Pipe Above KB:	13.00 ft
Depth to Top Packer:	4386.00 ft
Depth to Bottom Packer:	4414.00 ft
Interval between Packers:	28.00 ft
Tool Length:	448.00 ft
Number of Packers:	3 Diameter: 6.75 inches

Tool Weight:	2300.00 lb
Weight set on Packer:	30000.00 lb
Weight to Pull Loose:	60000.00 lb
Tool Chased	0.00 ft
String Weight: Initial	54000.00 lb
Final	540000.0 lb

Tool Comments:

Tool Description	Length (ft)	Serial No.	Position	Depth (ft)	Accum. Lengths	
C.O. Sub	1.00			4360.00		
S.I. Tool	5.00			4365.00		
HMV	5.00			4370.00		
Jars	5.00			4375.00		
Safety Joint	2.00			4377.00		
Packer	4.00			4381.00	27.00	Bottom Of Top Packer
Packer	5.00			4386.00		
Stubb	1.00			4387.00		
Recorder	0.00	3289	Inside	4387.00		
Perforations	24.00			4411.00		
Recorder	0.00	13630	Outside	4411.00		
Blank Off Sub	1.00			4412.00		
T.C.	2.00			4414.00	28.00	Tool Interval
Packer	2.00			4416.00		
Stubb	1.00			4417.00		
C.O. Sub	1.00			4418.00		
Blank Spacing	371.00			4789.00		
C.O. Sub	1.00			4790.00		
Perforations	15.00			4805.00		
Recorder	0.00	10242	Below	4805.00		
Bullnose	2.00			4807.00	393.00	Bottom Packers & Anchor
Total Tool Length:	**448.00**					

TRILOBITE TESTING, INC.

DRILL STEM TEST REPORT

FLUID SUMMARY

Messenger Petroleum Inc.

525 S. Main
Kingman Ks 67068

ATTN: Jon Messenger

Norris C-2

34 30s 7w

Job Ticket: 14235 **DST#: 3**

Test Start: 2002.02.14 @ 23:03:44

Mud and Cushion Information

Mud Type:	Gel Chem	Cushion Type:		Oil API:	deg API
Mud Weight:	9.00 lb/gal	Cushion Length:	ft	Water Salinity:	ppm
Viscosity:	54.00 sec/qt	Cushion Volume:	bbl		
Water Loss:	8.77 in³	Gas Cushion Type:			
Resistivity:	0.00 ohm.m	Gas Cushion Pressure:	psig		
Salinity:	7000.00 ppm				
Filter Cake:	0.20 inches				

Recovery Information

Recovery Table

Length ft	Description	Volume bbl
120.00	Gas & oil cut w ater mud 10%g 10%o 60%w	0.590
120.00	Oil cut w ater mud 1%oil 60%w 39%m	0.590
60.00	Oil stained gas cut mud	0.760

Total Length: 300.00 ft Total Volume: 1.940 bbl

Num Fluid Samples: 1 Num Gas Bombs: 3 Serial #: Wenrich
Laboratory Name: Caraw ay Laboratory Location: Liberal KS
Recovery Comments:

TRILOBITE TESTING, INC.

DRILL STEM TEST REPORT

GAS RATES

Messenger Petroleum Inc.

525 S. Main
Kingman Ks 67068

ATTN: Jon Messenger

Norris C-2

34 30s 7w

Job Ticket: 14235 **DST#: 3**

Test Start: 2002.02.14 @ 23:03:44

Gas Rates Information

Temperature: 59 deg C
Relative Density: 0.65
Z Factor: 0.8

Gas Rates Table

Flow Period	Elapsed Time	Choke (mm)	Pressure (kPaa)	Gas Rate (m^3/d)
2	55	0.13	4.00	6.89
2	55	0.13	4.00	6.89

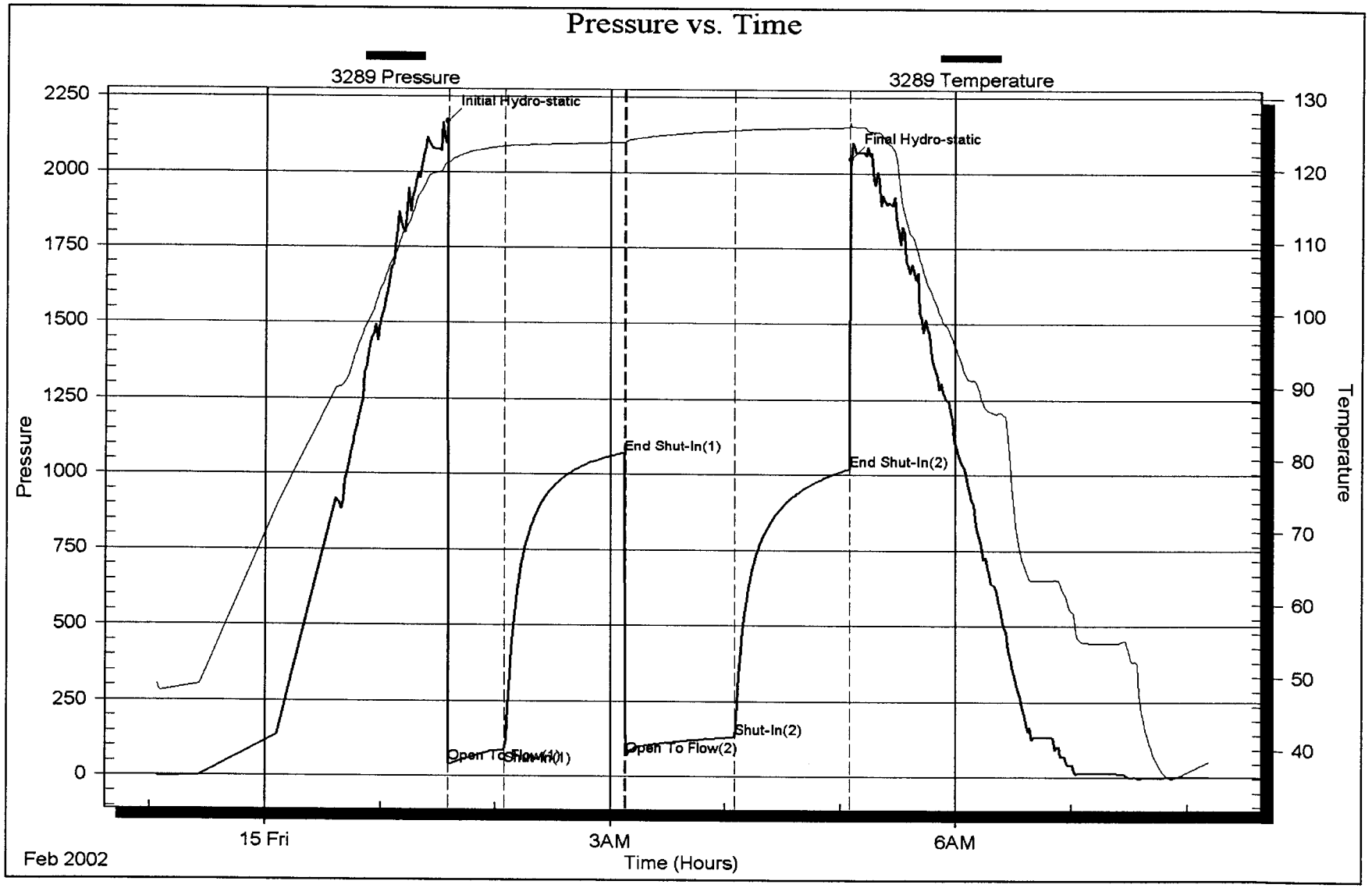
Pressure vs. Time
3289 Pressure
3289 Temperature
Initial Hydro-static
Final Hydro-static
End Shut-In(1)
End Shut-In(2)
Shut-In(2)
Open To Flow(2)
Pressure
Temperature
2250
2000
1750
1500
1250
1000
750
500
250
0
130
120
110
100
90
80
70
60
50
40
15 Fri
3AM
6AM
Feb 2002
Time (Hours)

TRILOBITE TESTING L.L.C.

P.O. Box 362 • Hays, Kansas 67601 Nº 14233

Test Ticket

Well Name & No. Norris C-2 Test No. 1 Date 2/10/02

Company Messenger Petroleum Zone Tested Hertha

Address 525 S. Main Kingman Ks 67068 Elevation 1624 KB 1615 GL

Co. Rep / Geo. Jon Messenger Cont. Sterling Drlg #4 Est. Ft. of Pay ___ Por. ___ %

Location: Sec. 34 Twp. 30S Rge. 7W Co. Kingman State Ks

No. of Copies 5 Distribution Sheet (Y, N) ~ Turnkey (Y, N) ~ Evaluation (Y, N) ~

Interval Tested 4000 - 4024

Anchor Length 24

Top Packer Depth 4019 3995

Bottom Packer Depth 4024 4000

Total Depth 4024

Mud Wt. 9.0 LCM 0 Vis. 45 WL 8.0

Initial Str Wt./Lbs. 48000 Unseated Str Wt./Lbs. 49000

Wt. Set Lbs. 20000 Wt. Pulled Loose/Lbs. 64000

Tool Weight 2100

Hole Size — 7 7/8" ✓ Rubber Size — 6 3/4" ✓

Wt. Pipe Run 0 Drill Collar Run 249

Drill Pipe Size 4½ XH Ft. Run 3746

Blow Description IF: Fair blow 7" ISI: No blow. FF: Weak blow 1"
FSI: No blow

Recovery — Total Feet 330 GIP ~ Ft. in DC 249 Ft. in DP 81

Rec. 330	Feet Of W	%gas	%oil	%water	%mud
Rec.	Feet Of	%gas	%oil	%water	%mud
Rec.	Feet Of	%gas	%oil	%water	%mud
Rec.	Feet Of	%gas	%oil	%water	%mud
Rec.	Feet Of	%gas	%oil	%water	%mud

BHT 123.87 °F Gravity ___ °API D@ ___ °F Corrected Gravity ___ °API

RW ___ @ ___ °F Chlorides 56,000 ppm Recovery Chlorides 3,000 ppm System

	AK-1	Alpine					
(A) Initial Hydrostatic Mud		1937	PSI	Recorder No.	3289	T-On Location	2300
(B) First Initial Flow Pressure		29	PSI	(depth)	4001	T-Started	2354
(C) First Final Flow Pressure		147	PSI	Recorder No.	10242	T-Open	0248
(D) Initial Shut-In Pressure		1276	PSI	(depth)	4022	T-Pulled	0448
(E) Second Initial Flow Pressure		149	PSI	Recorder No.		T-Out	0758
(F) Second Final Flow Pressure		197	PSI	(depth)		T-Off Location	0850
(G) Final Shut-in Pressure		1272	PSI	Initial Opening	30	Test ✓ ~~850~~	800
(Q) Final Hydrostatic Mud		1886	PSI	Initial Shut-in	30	Jars ✓	200
				Final Flow	30	Safety Joint ✓	50
				Final Shut-in	30	Straddle	
						Circ. Sub	
						Sampler	
						Extra Packer	
						Elec. Rec. ✓	150
						Mileage ✓	52 1 WAY
						Other	
						TOTAL PRICE $	~~1301~~ 1252

8:38

TRILOBITE TESTING L.L.C. SHALL NOT BE LIABLE FOR DAMAGE OF ANY KIND OF THE PROPERTY OR PERSONNEL OF THE ONE FOR WHOM A TEST IS MADE, OR FOR ANY LOSS SUFFERED OR SUSTAINED, DIRECTLY OR INDIRECTLY, THROUGH THE USE OF ITS EQUIPMENT, OR ITS STATEMENTS OR OPINION CONCERNING THE RESULTS OF ANY TEST. TOOLS LOST OR DAMAGED IN THE HOLE SHALL BE PAID FOR AT COST BY THE PARTY FOR WHOM THE TEST IS MADE.

Approved By Jon Messenger

Our Representative Jim Wemmick

CHART PAGE

This is a photocopy of the actual AK-1 recorder chart



TRILOBITE TESTING L.L.C.

P.O. Box 362 • Hays, Kansas 67601 № 14234

Test Ticket

Well Name & No. Norris C-2 Test No. 2 Date 2/12/02

Company Messenger Pet Inc. Zone Tested Miss

Address 525 S. Main Kingman KS 67068 Elevation 1624 KB 1615 GL

Co. Rep / Geo. Jon Messenger Cont. Sterling Drlg #4 Est. Ft. of Pay ___ Por. ___ %

Location: Sec. 34 Twp. 30S Rge. 7W Co. Kingman State KS

No. of Copies 5 Distribution Sheet (Y, N) ~ Turnkey (Y, N) ~ Evaluation (Y, N) ~

Interval Tested 4360 – 4388 Initial Str Wt./Lbs. 50,000 Unseated Str Wt./Lbs. 51000

Anchor Length 28 Wt. Set Lbs. 20000 Wt. Pulled Loose/Lbs. 65,000

Top Packer Depth 4355 Tool Weight 1100

Bottom Packer Depth 4360 Hole Size — 7 7/8" ~ Rubber Size — 6 3/4" ~

Total Depth 4388 Wt. Pipe Run 0 Drill Collar Run 245

Mud Wt. 9.2 LCM 0 Vis. 49 WL 8.8 Drill Pipe Size 4½ XH Ft. Run 4087

Blow Description IF: Strong blow. B.O.B. in 5 mins ISI: No blow

FF: Strong blow. B.O.B. 7 mins. FSI: No blow

Possible gas in pipe. Too faint to smell.

Recovery — Total Feet 65 GIP ___ Ft. in DC 65 Ft. in DP 0

Rec. 65	Feet Of ~~OCM~~ OSM	%gas	%oil	%water	%mud
Rec. ___	Feet Of ___	%gas	%oil	%water	%mud
Rec. ___	Feet Of ___	%gas	%oil	%water	%mud
Rec. ___	Feet Of ___	%gas	%oil	%water	%mud
Rec. ___	Feet Of ___	%gas	%oil	%water	%mud

BHT ___ °F Gravity ___ °API D@ ___ °F Corrected Gravity ___ °API

RW ___ @ ___ °F Chlorides ___ ppm Recovery Chlorides 4,000 ppm System

	AK-1	Alpine
(A) Initial Hydrostatic Mud		2138 PSI
(B) First Initial Flow Pressure		41 PSI
(C) First Final Flow Pressure		41 PSI
(D) Initial Shut-In Pressure		456 PSI
(E) Second Initial Flow Pressure		43 PSI
(F) Second Final Flow Pressure		60 PSI
(G) Final Shut-in Pressure		348 PSI
(Q) Final Hydrostatic Mud		2074 PSI

Recorder No. 3289 (depth) 4361 Recorder No. 10242 (depth) 4386 Recorder No. ___ (depth) ___

Initial Opening 30 Initial Shut-in 60 Final Flow 60 Final Shut-in 60

T-On Location 1115

T-Started 1230

T-Open ~~2147~~/1505 9.57

T-Pulled 1835

T-Out 2112

T-Off Location ___

Test ~~850~~ 800

Jars 200

Safety Joint 50

Straddle ___

Circ. Sub ___

Sampler ___

Extra Packer ___

Elec. Rec. 150

Mileage 52

Other 1 hr. 30

TOTAL PRICE $ ~~1302~~ ~~1351~~ 1282

TRILOBITE TESTING L.L.C. SHALL NOT BE LIABLE FOR DAMAGE OF ANY KIND OF THE PROPERTY OR PERSONNEL OF THE ONE FOR WHOM A TEST IS MADE, OR FOR ANY LOSS SUFFERED OR SUSTAINED, DIRECTLY OR INDIRECTLY, THROUGH THE USE OF ITS EQUIPMENT, OR ITS STATEMENTS OR OPINION CONCERNING THE RESULTS OF ANY TEST. TOOLS LOST OR DAMAGED IN THE HOLE SHALL BE PAID FOR AT COST BY THE PARTY FOR WHOM THE TEST IS MADE.

Approved By Jon I Messenger

Our Representative [signature]

CHART PAGE

This is a photocopy of the actual AK-1 recorder chart

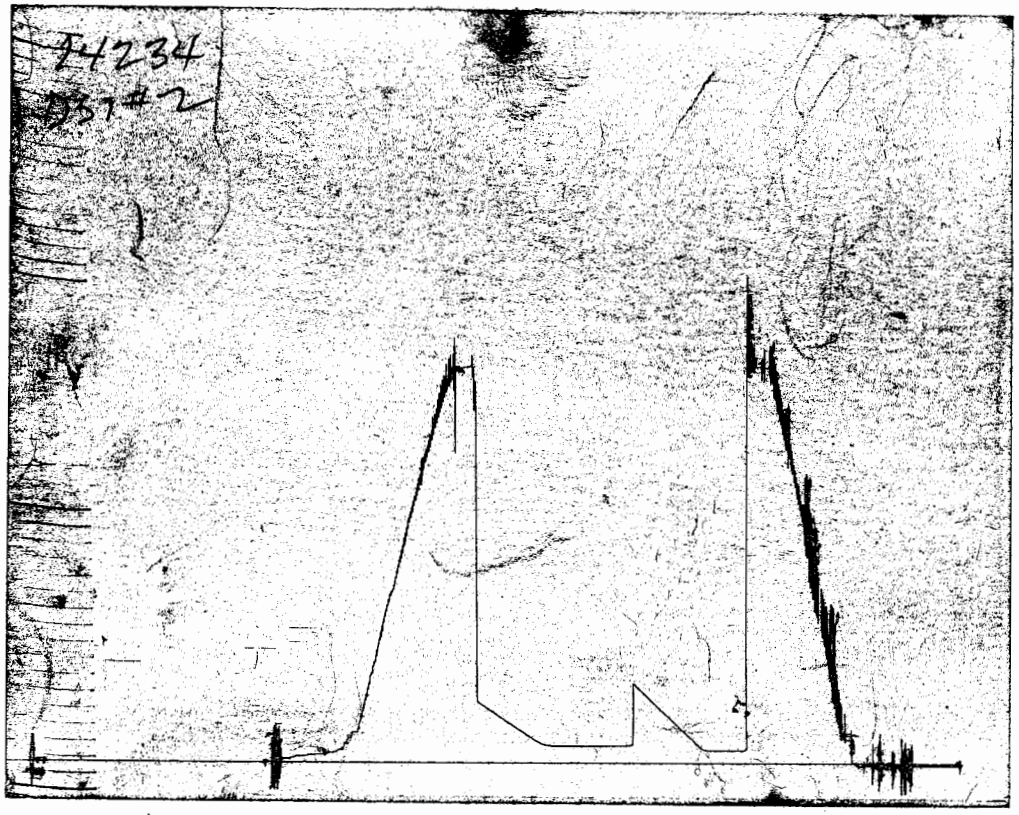

TRILOBITE TESTING L.L.C.

P.O. Box 362 • Hays, Kansas 67601 Nº 14235

Test Ticket

Well Name & No. Norris C-7 Test No. 3 Date 2/14/02

Company Messenger Petroleum Inc. Zone Tested Miss

Address 525 S. Main Kingman Ks 67068 Elevation 1624 KB 1615 GL

Co. Rep / Geo. Jon Messenger Cont. Sterling Drlg #4 Est. Ft. of Pay ___ Por. ___ %

Location: Sec. 34 Twp. 30S Rge. 7W Co. Kingman State Ks

No. of Copies 5 Distribution Sheet (Y, N) ~ Turnkey (Y, N) ~ Evaluation (Y, N) ~

Interval Tested 4386 - 4414 Initial Str Wt./Lbs. 54,000 Unseated Str Wt./Lbs. 54,000

Anchor Length 28 Wt. Set Lbs. 30,000 Wt. Pulled Loose/Lbs. 60,000

Top Packer Depth 4381 - 4386 Tool Weight 2300

Bottom Packer Depth 4414 Hole Size — 7 7/8" ✓ Rubber Size — 6 3/4" ✓

Total Depth 4805 Wt. Pipe Run 0 Drill Collar Run 249

Mud Wt. 9.2 LCM 8# Vis. 54 WL 8.8 Drill Pipe Size 4½ XH Ft. Run 4123

Blow Description IF: Steong blow. B.O.B. 2 min. ISI: No blow
FF: Steong blow B.O.B. 30 secs. GTS in 55 MINS (see gas report)
FSI: No blow

Recovery — Total Feet 300 GIP GTS 4123 Ft. in DC 249 Ft. in DP 4123

Rec. 120	Feet Of OCGCWM	10 %gas	10 %oil	60 %water	20 %mud
Rec. 120	Feet Of OCGCWM	%gas	1 %oil	60 %water	39 %mud
Rec. 60	Feet Of OCGCM	~~%gas~~	~~%oil~~	%water	%mud
Rec.	Feet Of	%gas	%oil	%water	%mud
Rec.	Feet Of	%gas	%oil	%water	%mud

BHT 126 °F Gravity ___ °API D@ ___ °F Corrected Gravity ___ °API

RW ___ @ ___ °F Chlorides ___ ppm Recovery Chlorides 7,000 ppm System

	AK-1	Alpine				
(A) Initial Hydrostatic Mud		2167	PSI	Recorder No.	3284	T-On Location 2200
(B) First Initial Flow Pressure		43	PSI	(depth)	4387	T-Started 2303
(C) First Final Flow Pressure		89	PSI	Recorder No.	13630	T-Open 0135
(D) Initial Shut-In Pressure		1070	PSI	(depth)	4411	T-Pulled 0505
(E) Second Initial Flow Pressure		70	PSI	Recorder No.	10242	T-Out 0812
(F) Second Final Flow Pressure		132	PSI	(depth)	4803	T-Off Location
(G) Final Shut-in Pressure		1019	PSI	Initial Opening	30	Test ~~850~~ 800
(Q) Final Hydrostatic Mud		2048	PSI	Initial Shut-in	60	Jars ✓ 200
				Final Flow	60	Safety Joint ✓ 50
				Final Shut-in	60	Straddle ✓ 250
						Circ. Sub
						Sampler
						Extra Packer ✓ 150
						Elec. Rec. ✓ 150
						Mileage ✓ 52
						Other 1 hr 30
						TOTAL PRICE $ 1682

10.12

TRILOBITE TESTING L.L.C. SHALL NOT BE LIABLE FOR DAMAGE OF ANY KIND OF THE PROPERTY OR PERSONNEL OF THE ONE FOR WHOM A TEST IS MADE, OR FOR ANY LOSS SUFFERED OR SUSTAINED, DIRECTLY OR INDIRECTLY, THROUGH THE USE OF ITS EQUIPMENT, OR ITS STATEMENTS OR OPINION CONCERNING THE RESULTS OF ANY TEST. TOOLS LOST OR DAMAGED IN THE HOLE SHALL BE PAID FOR AT COST BY THE PARTY FOR WHOM THE TEST IS MADE.

Approved By Jon J. Messenger

Our Representative Tim Venerable

CHART PAGE

This is a photocopy of the actual AK-1 recorder chart

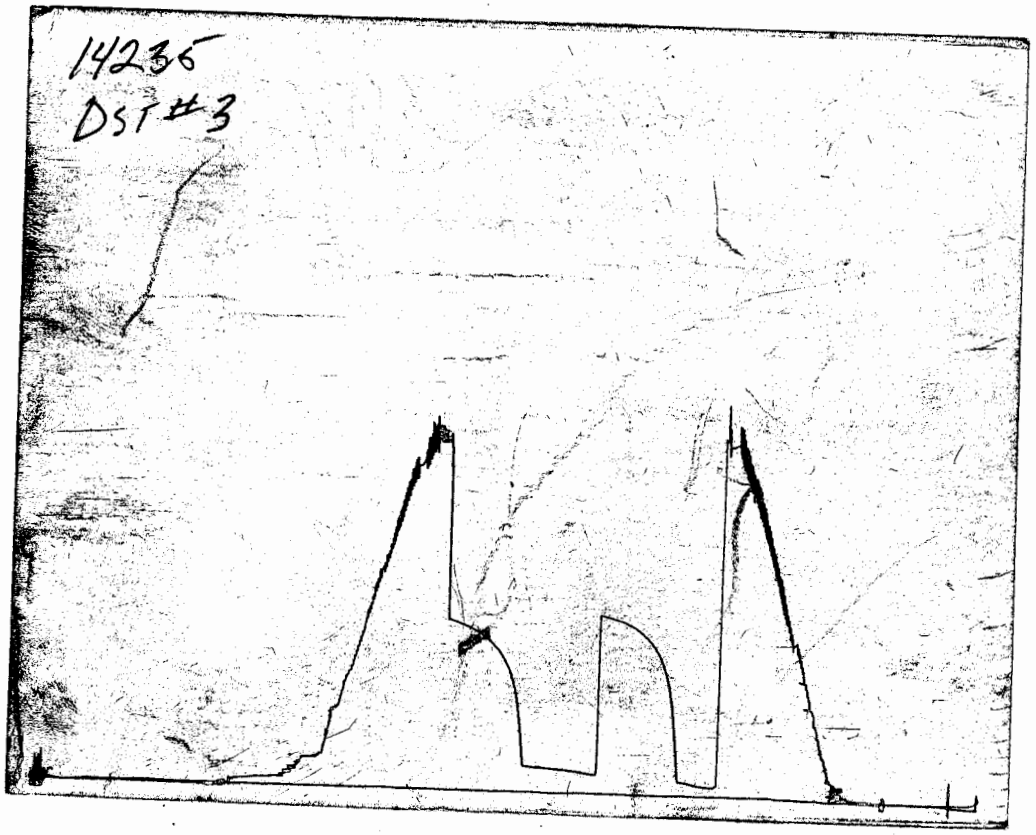

CHART PAGE

This is a photocopy of the actual AK-1 recorder chart

