WESTERN TESTERS

P. O. BOX 793 PHONE 793-7903

GREAT BEND, KANSAS

WESTERN TESTING CO., INC.
FORMATION TESTING
TICKET 22490

Formation KRIDER Elevation 1495 K.B. Eff. Pay _____ Ft.

District PRATT Date 3-26-77 Customer Order No. _____

COMPANY NAME McCOX PETROLEUM CO.

ADDRESS 816 VICKERS - KSB+T BLDG. WICHITA, KS. 67202

LEASE AND WELL NO. KOHMAN #2 COUNTY KINGMAN STATE KS. Sec. 8 Twp. 30S Rge. 7W

Mail Inv. To SAME (Co. Name / Address) No. Copies Requested USUAL

Mail Charts To SAME (Address) No. Copies Requested USUAL

Formation Test No. 1 O.K. X Misrun _____ Interval Tested From 1336 to 1374 Total Depth 1374

Size Main Hole 7 7/8 Rat Hole — Conv. X B.T. _____ Damaged _____ Yes _____ No Conv. X B.T. _____ Damaged _____ Yes _____ No

Top Packer Depth 1331 Ft. Size 6 3/4 Bottom Packer Depth 1336 Ft. Size 6 3/4

Straddle — Conv. — B.T. — Damaged — Yes — No Packer Depth — Ft. Size —

Tool Size 5 1/2 O.D. Tool Joint Size 4 1/2 F.H. Anchor Length 38 Ft. Size 5 1/2 O.D. Surface Choke Size 3/4 In. Bottom Choke Size 3/4 In.

RECORDERS Depth 1339 Ft. Clock No. 9103 Depth 1342 Ft. Clock No. 5665

Top Make KUSTER Cap. 3000 No. 3474 Inside ~~Outside~~ Bottom Make KUSTER Cap. 4400 No. 2603 ~~Inside~~ Outside

Below Straddle: Depth — Rec. No. — Clock No. — Inside Outside Depth — Ft. Rec. No. — Clock No. — Inside Outside

Time Set Packer 5:30 A.M

Tool Open I.F.P. From 5:32 M. to 6:02 M. — Hr. 30 Min. From (B) 7 plugging action P.S.I. To (C) 7 5 P.S.I.

Tool Closed I.C.I.P. From 6:02 M. to 6:32 M. — Hr. 30 Min. (D) 476 475 P.S.I.

Tool Open F.F.P. From 6:32 M. to 7:32 M. 1 Hr. — Min. From (E) 7 6 P.S.I. To (F) 15 5 P.S.I.

Tool Closed F.C.I.P. From 7:32 M. to 8:02 M. — Hr. 30 Min. (G) 476 472 P.S.I.

Initial Hydrostatic Pressure (A) 628 621 P.S.I. Final Hydrostatic Pressure (H) 628 603 P.S.I. Maximum Temp. 85

INFORMATION

BLOW STRONG BLOW THRU-OUT TEST - GAS TO SURFACE IN 30 MINUTES

Did Well Flow _____ Yes X No Recovery Total Ft. 60' GAS CUT MUD.

Reversed Out _____ Yes X No Mud Type PREMIX Viscosity _____ Weight _____ Water Loss _____ cc. Chlorides _____

EXTRA EQUIPMENT: Type Circ. Sub. PIN Safety Joint — Jars: Size — In. Make — Ser. No. —

Dual Packers YES Did Packers Hold? YES Did Tool Plug? NO Where? —

DRILLING CONTRACTOR SWEETMAN DRLG. Length Drill Pipe 1066 ft. I.D. Drill Pipe 3.8 In. Tool Joint Size 4 1/2 X.H. In.

Length Weight Pipe — ft. I.D. Weight Pipe — In. Tool Joint Size — In. Length Drill Collars 248 ft. I.D. Drill Collars 2 1/4 In.

Tool Joint Size 4 1/2 X.H. In. Length D.S.T. Tool 60 ft.

Remarks

PLUGGING ACTION ON I.F.P.

~~Read outside recorder [illegible]~~

INVOICE SECTION

Open Hole Test	$380.00
Straddle Test	$
Jars	$
Selective Zone	$
Safety Joint	$
Misrun	$
Evaluation	$
Packer	$
Circ. Sub.	$
	$
Total	$380.00

COMPANY TERMS

Western Testing Co., Inc., shall not be liable for damage of any kind to the property or personnel of the one for whom a test is made or for any loss suffered or sustained directly or indirectly through the use of its equipment, or its statements or opinion concerning the results of any test. Tools lost or damaged in the hole shall be paid at cost by the party for whom the test is made.

All charges subject to 10% interest after 60 days from date of invoice. Any expense incurred for collection will be added to the original amount.

Test Approved By Roger McCoy
Signature of Customer or his Authorized Representative

Western Representative Bill Hager

Operator's Time Thank You Hrs.

Phone 316 262-5861
316 838-0601

WESTERN TESTERS

P. O. Box 1599
WICHITA, KANSAS 67201

GAS FLOW REPORT

No. 686

Date 3-26-77 Ticket 22490 Company McCOX PET. CO.

Well Name and No. KOHMAN # 2 Dst No. 1 Interval Tested 1336-1374

County KINGMAN State KS. Sec. 8 Twp. 30 S Rg. 7 W

Time Gauge Pre-Flow	Time Gauge in Min.	P.S.I. on Merla Orifice Well Tester	P.S.I. on Pitot Tester	P.S.I. on Side Static Tester	P.S.I. on U-Tube Tester	Description of Flow
PRE FLOW						
TOOL OPENED AT 6:32 A.M.				**SECOND FLOW**		1/4 Orifice Plate
6:42	10	46	4" water			11,400 CFPD
6:52	20	52				12,100 "
7:02	30	58				12,800 "
7:12	40	66				13,600 "
7:22	50	74				14,400 "
7:32	60	84				15,400 "

GAS BOTTLE

Serial No. _____ Date Bottle Filled 3-26-77 Date to be Invoiced 3-26-77

Requisition and Provisions for high pressure stainless steel gas bottles. Western Testing Co., Inc. shall not be liable for damage of any kind to property or personnel of the one whom gas bottle is filled or for any loss suffered or sustained directly or indirectly through the use of these bottles. By signing of this ticket showing receipt of a gas testing bottle, the undersigned agrees for himself and as agent for operator, to return this bottle to Western Testing Co., Inc. within thirty (30) days free of charge, or be invoiced in the amount of $75.00 (total charge). Should valve or seal plug be missing or damaged beyond repair, operator shall be invoiced for repairs at our invoiced price.

All charges subject to 1% per month, equal to 12% interest per annum after 30 days from date of invoice. Any expense incurred for collection will be added to the original amount.

COMPANY'S NAME McCoy Petroleum Co.

Authorized by Roger McCoy

FORM WTC 9

WESTERN TESTING CO., INC.
Pressure Data

Date 3-26-77 Test Ticket No. 22490

Recorder No. 3474 Capacity 3000 Location 1339 Ft.

Clock No. 9103 Elevation 1495 Kelly Bushing Well Temperature 85 °F

Point		Pressure			Time Given	Time Computed
A	Initial Hydrostatic Mud	621	P.S.I.	Open Tool	5:30A M	
B	First Initial Flow Pressure	~~34~~ Plugging Action	P.S.I.	First Flow Pressure	30 Mins.	30 Mins.
C	First Final Flow Pressure	5	P.S.I.	Initial Closed-in Pressure	30 Mins.	30 Mins.
D	Initial Closed-in Pressure	475	P.S.I.	Second Flow Pressure	60 Mins.	60 Mins.
E	Second Initial Flow Pressure	6	P.S.I.	Final Closed-in Pressure	30 Mins.	30 Mins.
F	Second Final Flow Pressure	5	P.S.I.			
G	Final Closed-in Pressure	472	P.S.I.			
H	Final Hydrostatic Mud	603	P.S.I.			

PRESSURE BREAKDOWN

First Flow Pressure
Breakdown: 6 Inc.
of 5 mins. and a
final inc. of 0 Min.

Point Mins.	Press.
P 1 0	~~Plugging Action~~
P 2 5	Plugging Action
P 3 10	
P 4 15	
P 5 20	5
P 6 25	5
P 7 30	5
P 8 35	
P 9 40	
P10 45	
P11 50	
P12 55	
P13 60	
P14	
P15	
P16	
P17	
P18	
P19	
P20	

Initial Shut-In
Breakdown: 10 Inc.
of 3 mins. and a
final inc. of 0 Min.

Point Minutes	Press.
0	5
3	103
6	242
9	366
12	438
15	460
18	469
21	472
24	474
27	475
30	475
~~33~~	
36	
39	
42	
45	
48	
51	
54	
57	
60	

Second Flow Pressure
Breakdown: 12 Inc.
of 5 mins. and a
final inc. of 0 Min.

Point Minutes	Press.
0	6
5	1
10	1
15	1
20	1
25	1
30	1
35	1
40	2
45	2
50	4
55	5
60	5
~~65~~	
70	
75	
80	
85	
90	

Final Shut-In
Breakdown: 10 Inc.
of 3 mins. and a
final inc. of 0 Min.

Point Minutes	Press.
0	5
3	245
6	402
9	440
12	455
15	460
18	465
21	466
24	468
27	471
30	472
33	
36	
39	
42	
45	
48	
51	
54	
57	
60	


TK#23490
I.
A
H
G
D
C
F
E
B

WESTERN TESTERS

Home Office: Wichita, Kansas 67201
P. O. Box 1599 (316) 838-0601

Company McCoy Petroleum Co. Lease & Well No. Kohman #2

Elevation 1495 Kelly Bushing Formation Krider Effective Pay - Ft. Ticket No. 22490

Date 3-26-77 Sec. 8 Twp. 30S Range 7W County Kingman State Kansas

Test Approved by Roger McCoy Western Representative Bill Hager

Formation Test No. 1 O.K. X Misrun - Interval Tested From 1336' to 1374' Total Depth 1374'

Size Main Hole 77/8 Rat Hole - Conv. X B.T. - Damaged - Yes - No Conv. X B.T. - Damaged - Yes - N

Top Packer Depth 1331 Ft. Size 6 3/4 Bottom Packer Depth 1336 Ft. Size 6 3/4

Straddle - Conv. - B.T. - Damaged - Yes - No Packer Depth - Ft. Size -

Tool Size 5½ OD Tool Joint Size 4½ FH Anchor Length 38 Ft. Size 5½ OD Surface Choke Size 3/4 In. Bottom Choke Size 3/4 I

RECORDERS Depth 1339 Ft. Clock No. 9103 Depth 1342 Ft. Clock No. 5665

Top Make Kuster Cap. 3000 No. 3474 Inside ~~Outside~~ Bottom Make Kuster Cap. 4400 No. 2603 ~~Inside~~ Outsid

Below Straddle: Depth = Rec. No. - Clock No. - Inside Outside Depth - Ft. Rec. No. - Clock No. - Insid Outsid

Time Set Packer 5:30 AM

Tool Open I.F.P. From 5:32 AM. to 6:02 AM. - Hr. 30 Min. From (B) plugging act. P.S.I. To (C) 5 P.S.

Tool Closed I.C.I.P. From 6:02 AM. to 6:32 AM. - Hr. 30 Min (D) 475 P.S.

Tool Open F.F.P. From 6:32 AM. to 7:32 AM. 1 Hr. - Min. From (E) 6 P.S.I. To (F) 5 P.S.

Tool Closed F.C.I.P. From 7:32 AM. to 8:02 AM. - Hr. 30 Min. (G) 472 P.S.

Initial Hydrostatic Pressure (A) 621 P.S.I. Final Hydrostatic Pressure (H) 603 P.S.I. Maximum Temp. 85

INFORMATION

BLOW Strong blow throughout test. Gas to surface in 30 minutes. See attached sheet for gas measurements.

Did Well Flow - Yes X No Recovery Total Ft. 60' gas cut mud.

Reversed Out - Yes X No Mud Type premix Viscosity - Weight - Water Loss - cc. Chlorides -

EXTRA EQUIPMENT: Type Circ. Sub. Pin Safety Joint - Jars: Size - In. Make - Ser. No. -

Dual Packer Yes Did Packers Hold? Yes Did Tool Plug? No Where? -

DRILLING CONTRACTOR Sweetman Drlg. Co. Length Drill Pipe? 1066 Ft. I.D. Drill Pipe 3.8 In. Tool Joint Size 4½XH In

Length Weight Pipe - Ft. I.D. Weight Pipe - In. Tool Joint Size - In. Length Drill Collars 248 Ft. I.D. Drill Collars 2¼ In

Tool Joint Size 4½XH In. Length D.S.T. Tool 60 Ft.

Remarks: Plugging action on initial flow period.

Home Office: Wichita, Kansas 67201
P. O. Box 1599 (316) 838-0601

GAS FLOW REPORT

Date 3-26-77 Ticket 22490 Company McCoy Petroleum Co.

Well Name and No. Kohman #2 Dst No. 1 Interval Tested 1336' - 1374'

County Kingman State Kansas Sec. 8 Twp. 30S Rg. 7W

Time Gauge Pre-Flow	Time Gauge in Min.	P.S.I. on Merla Orifice Well Tester	P.S.I. on Pitot Tester	P.S.I. on Side Static Tester	P.S.I. on U-Tube Tester	Description of Flow
PRE FLOW						
SECOND FLOW						
Tool opened at 6:32 AM						
6:42 AM	10 min.	46 inches	of water	¼" choke		11,400 C.F.P.D.
6:52 AM	20 min.	52 inches	of water	¼" choke		12,100 C.F.P.D.
7:02 AM	30 min.	58 inches	of water	¼" choke		12,800 C.F.P.D.
7:12 AM	40 min.	66 inches	of water	¼" choke		13,600 C.F.P.D.
7:22 AM	50 min.	74 inches	of water	¼" choke		14,400 C.F.P.D.
7:32 AM	60 min.	84 inches	of water	¼" choke		15,400 C.F.P.D.

GAS BOTTLE

Serial No. _____ Date Bottle Filled 3-26-77 Date to be Invoiced 3-26-77

Requisition and Provisions for high pressure stainless steel gas bottles. Western Testing Co., Inc. shall not be liable for damage of any kind to property or personnel of the one whom gas bottle is filled or for any loss suffered or sustained directly or indirectly through the use of these bottles. By signing of this ticket showing receipt of a gas testing bottle, the undersigned agrees for himself and as agent for operator, to return this bottle to Western Testing Co., Inc. within thirty (30) days free of charge, or be invoiced in the amount of $75.00 (total charge). Should valve or seal plug be missing or damaged beyond repair, operator shall be invoiced for repairs at our invoiced price.

All charges subject to 1% per month, equal to 12% interest per annum after 30 days from date of invoice. Any expense incurred for collection will be added to the original amount.

COMPANY'S NAME McCoy Petroleum Co.

Authorized by Roger McCoy

WESTERN TESTING CO., INC.
Pressure Data

Date 3-26-77 Test Ticket No. 22490

Recorder No. 3474 Capacity 3000 Location 1339 Ft.

Clock No. 9103 Elevation 1395 Kelly Bushing Well Temperature 85 °F

Point	Pressure		Time Given	Time Computed
A Initial Hydrostatic Mud	621 P.S.I.	Open Tool	5:30 A M	
B First Initial Flow Pressure	Plugging action P.S.I.	First Flow Pressure	30 Mins.	30 Mins.
C First Final Flow Pressure	5 P.S.I.	Initial Closed-in Pressure	30 Mins.	30 Mins.
D Initial Closed-in Pressure	475 P.S.I.	Second Flow Pressure	60 Mins.	60 Mins.
E Second Initial Flow Pressure	6 P.S.I.	Final Closed-in Pressure	30 Mins.	30 Mins.
F Second Final Flow Pressure	5 P.S.I.			
G Final Closed-in Pressure	472 P.S.I.			
H Final Hydrostatic Mud	603 P.S.I.			

PRESSURE BREAKDOWN

First Flow Pressure
Breakdown: 6 Inc.
of 5 mins. and a
final inc. of 0 Min.

Initial Shut-In
Breakdown: 10 Inc.
of 3 mins. and a
final inc. of 0 Min.

Second Flow Pressure
Breakdown: 12 Inc.
of 5 mins. and a
final inc. of 0 Min.

Final Shut-In
Breakdown: 10 Inc.
of 3 mins. and a
final inc. of 0 Min.

Point Mins.	Press.	Point Minutes	Press.	Point Minutes	Press.	Point Minutes	Press.
P 1 0	Plugging action	0	5	0	6	0	5
P 2 5	"	3	103	5	1	3	245
P 3 10	"	6	242	10	1	6	402
P 4 15	"	9	366	15	1	9	440
P 5 20	5	12	438	20	1	12	455
P 6 25	5	15	460	25	1	15	460
P 7 30	5	18	469	30	1	18	465
P 8		21	472	35	1	21	466
P 9		24	474	40	2	24	468
P10		27	475	45	2	27	471
P11		30	475	50	4	30	472
P12				55	5		
P13				60	5		
P14							
P15							
P16							
P17							
P18							
P19							
P20							

WESTERN TESTERS

P. O. BOX 793 PHONE 793-7903

GREAT BEND, KANSAS

WESTERN TESTING CO., INC.
FORMATION TESTING
TICKET 25660

Formation KC Elevation 1495 KB Eff. Pay _____ Ft.

District Pratt Date 3-29-77 Customer Order No. _____

COMPANY NAME McCoy Petroleum Co.

ADDRESS 816 Vickers - KSB&T Building Bldg. Wichita Kansas 67202

LEASE AND WELL NO. #2 Kohman COUNTY Kingman STATE Kansas Sec. 8 Twp. 30S Rge. 2W

Mail Inv. To same (Co. Name) _____ (Address) No. Copies Requested usual

Mail Charts To same (Address) No. Copies Requested usual

Formation Test No. #2 O.K. ✓ Misrun — Interval Tested From 3720 to 3770 Total Depth 3770

Size Main Hole 7 7/8 Rat Hole — Conv. ✓ B.T. _____ Damaged _____ Yes ✓ No Conv. ✓ B.T. _____ Damaged _____ Yes ✓ No

Top Packer Depth 3715 Ft. Size 6 3/4 Bottom Packer Depth 3720 Ft. Size 6 3/4

Straddle — Conv. — B.T. — Damaged — Yes — No Packer Depth — Ft. Size —

Tool Size 5 1/2 OD Tool Joint Size 4 1/2 FH Anchor Length 50 Ft. Size 5 1/2 OD Surface Choke Size 3/4 In. Bottom Choke Size 3/4 In.

RECORDERS Depth 3735 Ft. Clock No. 4763 Depth 3738 Ft. Clock No. 6866

Top Make Kuster Cap. 4150 No. 2604 Inside ~~Outside~~ Bottom Make Kuster Cap. 4150 No. 2606 ~~Inside~~ Outside

Below Straddle: Depth — Rec. No. — Clock No. — Inside Outside Depth — Ft. Rec. No. — Clock No. — Inside Outside

Time Set Packer 12:36 PM

Tool Open I.F.P. From 12:37 PM. to 1:07 PM. Hr. 30 Min. From (B) ~~31~~ 30 P.S.I. To (C) ~~[illegible]~~ 181 179 P.S.I.

Tool Closed I.C.I.P. From 1:07 PM. to 1:52 PM. Hr. 45 Min. (D) ~~[illegible]~~ 1485 1480 P.S.I.

Tool Open F.F.P. From 1:52 PM. to 2:52 PM. 1 Hr. Min. From (E) ~~[illegible]~~ 218 P.S.I. To (F) ~~[illegible]~~ 363 320 P.S.I.

Tool Closed F.C.I.P. From 2:52 PM. to 3:52 PM. 1 Hr. Min. (G) ~~[illegible]~~ 1464 1463 P.S.I.

Initial Hydrostatic Pressure (A) 1800 1805 P.S.I. Final Hydrostatic Pressure (H) 1800 1805 P.S.I. Maximum Temp. 125

INFORMATION

BLOW Strength blow throughout test

Did Well Flow _____ Yes ✓ No Recovery Total Ft. 828 ft. 30 ft. Gsy Mud & Spots of oil 60 ft. S.O.C.M. 60 ft. HOGM 60 ft. Mdy Oil 60 ft. HOG Mdy wtr. 558 ft. Gsy mdy wtr.

Reversed Out _____ Yes ✓ No Mud Type Premix Viscosity 31 Weight 9.6 Water Loss 78 cc. Chlorides 26000

EXTRA EQUIPMENT: Type Circ. Sub. pin Safety Joint — Jars: Size — In. Make — Ser. No. —

Dual Packers yes Did Packers Hold? yes Did Tool Plug? no Where? —

DRILLING CONTRACTOR Sweetman Drlg. Co. Length Drill Pipe 3416 ft. I.D. Drill Pipe 3.9 In. Tool Joint Size 4 1/2 XH In.

Length Weight Pipe — ft. I.D. Weight Pipe — In. Tool Joint Size — In. Length Drill Collars 282 ft. I.D. Drill Collars 2 1/4 In.

Tool Joint Size 4 1/2 XH In. Length D.S.T. Tool 72 ft.

Remarks 125,000 Chlorides

INVOICE SECTION

Open Hole Test	$ 380.00
Straddle Test	$
Jars	$
Selective Zone	$
Safety Joint	$
Misrun	$
Evaluation	$
Packer	$
Circ. Sub.	$
Total	$ 380.00

COMPANY TERMS

Western Testing Co., Inc., shall not be liable for damage of any kind to the property or personnel of the one for whom a test is made or for any loss suffered or sustained directly or indirectly through the use of its equipment, or its statements or opinion concerning the results of any test. Tools lost or damaged in the hole shall be paid at cost by the party for whom the test is made.

All charges subject to 10% interest after 60 days from date of invoice. Any expense incurred for collection will be added to the original amount.

Test Approved By S. Deane Jovrels Western Representative Lonnie J. Elms

Signature of Customer or his Authorized Representative

Operator's Time Shank Yau Hrs.

WESTERN TESTING CO., INC.
Pressure Data

Date 3-29-77 Test Ticket No. 25060

Recorder No. 2604 Capacity 4150 Location 3735 Ft.

Clock No. 4763 Elevation 1495 Kelly Bushing Well Temperature 125 °F

Point	Pressure		Time Given	Time Computed
A Initial Hydrostatic Mud	1805 P.S.I.	Open Tool	12:36 P M	
B First Initial Flow Pressure	30 P.S.I.	First Flow Pressure	30 Mins.	30 Mins.
C First Final Flow Pressure	179 P.S.I.	Initial Closed-in Pressure	45 Mins.	45 Mins.
D Initial Closed-in Pressure	1480 P.S.I.	Second Flow Pressure	60 Mins.	60 Mins.
E Second Initial Flow Pressure	218 P.S.I.	Final Closed-in Pressure	60 Mins.	66 Mins.
F Second Final Flow Pressure	370 P.S.I.			
G Final Closed-in Pressure	1463 P.S.I.			
H Final Hydrostatic Mud	1805 P.S.I.			

PRESSURE BREAKDOWN

First Flow Pressure
Breakdown: 6 Inc. of 5 mins. and a final inc. of 0 Min.

Point	Mins.	Press.
P 1	0	30
P 2	5	102
P 3	10	138
P 4	15	149
P 5	20	158
P 6	25	168
P 7	30	179
P 8	35	
P 9	40	
P10	45	
P11	50	
P12	55	
P13	60	
P14		
P15		
P16		
P17		
P18		
P19		
P20		

Initial Shut-In
Breakdown: 15 Inc. of 3 mins. and a final inc. of 0 Min.

Point	Minutes	Press.
	0	179
	3	414
	6	954
	9	1318
	12	1370
	15	1397
	18	1416
	21	1430
	24	1441
	27	1450
	30	1455
	33	1462
	36	1466
	39	1472
	42	1477
	45	1480
	48	
	51	
	54	
	57	
	60	

Second Flow Pressure
Breakdown: 12 Inc. of 5 mins. and a final inc. of 0 Min.

Point	Minutes	Press.
	0	218
	5	228
	10	243
	15	256
	20	274
	25	288
	30	300
	35	313
	40	325
	45	337
	50	348
	55	357
	60	370
	65	
	70	
	75	
	80	
	85	
	90	

Final Shut-In
Breakdown: 22 Inc. of 3 mins. and a final inc. of 0 Min.

Point	Minutes	Press.
	0	370
	3	709
	6	1163
	9	1291
	12	1336
	15	1357
	18	1375
	21	1389
	24	1399
	27	1408
	30	1416
	33	1422
	36	1429
	39	1434
	42	1439
	45	1443
	48	1448
	51	1451
	54	1454
	57	1457
	60	1460
	63	1462


Ticket # 25660
I
H
G
D
A
F
E
C
B

Home Office: Wichita, Kansas 67201
P. O. Box 1599 (316) 838-0601

Company McCoy Petroleum Co. Lease & Well No. Kohman #2

Elevation 1495 Kelly Bushing Formation Kansas City Effective Pay - Ft. Ticket No. 25660

Date 3-29-77 Sec. 8 Twp. 30S Range 7W County Kingman State Kansas

Test Approved by H. Deane Jirrels Western Representative Lonnie J. Cline

Formation Test No. 2 O.K. X Misrun - Interval Tested From 3720' to 3770' Total Depth 3770'

Size Main Hole 77/8 Rat Hole - Conv. X B.T. - Damaged - Yes X No Conv. X B.T. - Damaged - Yes X No

Top Packer Depth 3715 Ft. Size 6 3/4 Bottom Packer Depth 3720 Ft. Size 6 3/4

Straddle - Conv. - B.T. - Damaged - Yes - No Packer Depth - Ft. Size -

Tool Size 5½ OD Tool Joint Size 4½ FH Anchor Length 50 Ft. Size 5½ OD Surface Choke Size 3/4 In. Bottom Choke Size 3/4 In.

RECORDERS Depth 3735 Ft. Clock No. 4763 Depth 3738 Ft. Clock No. 6866

Top Make Kuster Cap. 4150 No. 2604 ~~Inside~~ ~~Outside~~ Bottom Make Kuster Cap. 4150 No. 2606 ~~Inside~~ Outside

Below Straddle: Depth - Rec. No. - Clock No. - Inside Outside Depth - Ft. Rec. No. - Clock No. - Inside Outside

Time Set Packer 12:36 P M

Tool Open I.F.P. From 12:37P M. to 1:07P M. - Hr. 30 Min. From (B) 30 P.S.I. To (C) 179 P.S.I.

Tool Closed I.C.I.P. From 1:07 M. to 1:52P M. - Hr. 45 Min (D) 1480 P.S.I.

Tool Open F.F.P. From 1:52 P M. to 2:52P M. 1 Hr. - Min. From (E) 218 P.S.I. To (F) 370 P.S.I.

Tool Closed F.C.I.P. From 2:52P M. to 3:52P M. 1 Hr. - Min. (G) 1463 P.S.I.

Initial Hydrostatic Pressure (A) 1805 P.S.I. Final Hydrostatic Pressure (H) 1805 P.S.I. Maximum Temp. 125

INFORMATION

BLOW Strong blow throughout test.

Did Well Flow - Yes X No Recovery Total Ft. 828' total recovery. 30' gassy mud & spots of oil, 60' slightly oil cut mud, 60' heavy gassy oil cut mud, 60' muddy oil, 60' heavy oil cut muddy water, 558' gassy muddy water.

Reversed Out - Yes X No Mud Type premix Viscosity 31 Weight 9.6 Water Loss 7.8 cc. Chlorides 26,000 P.P.M.

EXTRA EQUIPMENT: Type Circ. Sub. Pin Safety Joint - Jars: Size - In. Make - Ser. No. -

Dual Packer Yes Did Packers Hold? Yes Did Tool Plug? No Where? -

DRILLING CONTRACTOR Sweetman Drlg. Co. Length Drill Pipe? 3416 Ft. I.D. Drill Pipe 3.9 In. Tool Joint Size 4½XH In.

Length Weight Pipe - Ft. I.D. Weight Pipe - In. Tool Joint Size - In. Length Drill Collars 282 Ft. I.D. Drill Collars 2¼ In.

Tool Joint Size 4½ XH In. Length D.S.T. Tool 72 Ft.

Remarks: Chlorides: 125,000 P.P.M.

WESTERN TESTING CO., INC.

Pressure Data

Date 3-29-77 Test Ticket No. 25660

Recorder No. 2604 Capacity 4150 Location 3735 Ft

Clock No. 4763 Elevation 1495 Kelly Bushing Well Temperature 125 °I

Point		Pressure		Time Given	Time Computed
A	Initial Hydrostatic Mud	1805 P.S.I.	Open Tool	12:36 PM	
B	First Initial Flow Pressure	30 P.S.I.	First Flow Pressure	30 Mins.	30 Mins
C	First Final Flow Pressure	179 P.S.I.	Initial Closed-in Pressure	45 Mins.	45 Mins
D	Initial Closed-in Pressure	1480 P.S.I.	Second Flow Pressure	60 Mins.	60 Mins
E	Second Initial Flow Pressure	218 P.S.I.	Final Closed-in Pressure	60 Mins.	66 Mins
F	Second Final Flow Pressure	370 P.S.I.			
G	Final Closed-in Pressure	1463 P.S.I.			
H	Final Hydrostatic Mud	1805 P.S.I.			

PRESSURE BREAKDOWN

First Flow Pressure
Breakdown: 6 Inc.
of 5 mins. and a
final inc. of 0 Min.

Initial Shut-In
Breakdown: 15 Inc.
of 3 mins. and a
final inc. of 0 Min.

Second Flow Pressure
Breakdown: 12 Inc.
of 5 mins. and a
final inc. of 0 Min.

Final Shut-In
Breakdown: 22 Inc.
of 3 mins. and a
final inc. of 0 Min.

Point	Mins.	Press.	Point	Minutes	Press.	Point	Minutes	Press.	Point	Minutes	Press.
P 1	0	30		0	179		0	218		0	370
P 2	5	102		3	414		5	228		3	709
P 3	10	138		6	954		10	243		6	1163
P 4	15	149		9	1318		15	256		9	1291
P 5	20	158		12	1370		20	274		12	1336
P 6	25	168		15	1397		25	288		15	1357
P 7	30	179		18	1416		30	300		18	1375
P 8				21	1430		35	313		21	1389
P 9				24	1441		40	325		24	1399
P10				27	1450		45	337		27	1408
P11				30	1455		50	348		30	1416
P12				33	1462		55	357		33	1422
P13				36	1466		60	370		36	1429
P14				39	1472					39	1434
P15				42	1477					42	1439
P16				45	1480					45	1443
P17										48	1448
P18										51	1451
P19										54	1454
P20										57	1457
										60	1460
										63	1462
										66	1463

WESTERN TESTERS

P. O. BOX 793 PHONE 793-7903

GREAT BEND, KANSAS

WESTERN TESTING CO., INC.
FORMATION TESTING
TICKET 25661

Formation KC Elevation 1495 KB Eff. Pay _____ Ft.

District Pratt Date 3-30-77 Customer Order No. _____

COMPANY NAME McCoy Pet. Co.

ADDRESS 816 Vickers KSB+T Building Wichita Ks. 67124

LEASE AND WELL NO. #2 Kohman COUNTY Kingman STATE Kansas Sec. 8 Twp. 30S Rge. 7W

Mail Inv. To same (Co. Name) _____ (Address) No. Copies Requested usual

Mail Charts To same (Address) No. Copies Requested usual

Formation Test No. #3 O.K. ✓ Misrun _____ Interval Tested From 3774 to 3791 Total Depth 3791

Size Main Hole 7 7/8 Rat Hole — Conv. ✓ B.T. _____ Damaged _____ Yes ✓ No Conv. ✓ B.T. _____ Damaged ✓ Yes _____ No

Top Packer Depth 3769 Ft. Size 6 3/4 Bottom Packer Depth 3774 Ft. Size 6 3/4

Straddle — Conv. — B.T. — Damaged — Yes — No Packer Depth — Ft. Size —

Tool Size 5 1/2 OD Tool Joint Size 4 1/2 FH Anchor Length 17 Ft. Size 5 1/2 OD Surface Choke Size 3/4 In. Bottom Choke Size 3/4 In.

RECORDERS Depth 3783 Ft. Clock No. 4763 Depth 3786 Ft. Clock No. 6866

Top Make Kuster Cap. 4150 No. 2604 Inside ~~Outside~~ Bottom Make Kuster Cap. 4150 No. 2606 ~~Inside~~ Outside

Below Straddle: Depth — Rec. No. — Clock No. — Inside Outside Depth — Ft. Rec. No. — Clock No. — Inside Outside

Time Set Packer 1:03 AM

Tool Open I.F.P. From 1:04 AM. to 1:34 AM. Hr. 30 Min. From (B) 42 45 P.S.I. To (C) 159 155 P.S.I.

Tool Closed I.C.I.P. From 1:34 AM. to 2:19 AM. Hr. 45 Min. (D) 1506 1516 P.S.I.

Tool Open F.F.P. From 2:19 AM. to 3:19 AM. 1 Hr. Min. From (E) 159 166 P.S.I. To (F) 298 303 P.S.I.

Tool Closed F.C.I.P. From 3:19 AM. to 4:19 AM. 1 Hr. Min. (G) 1495 1497 P.S.I.

Initial Hydrostatic Pressure (A) 1800 1828 P.S.I. Final Hydrostatic Pressure (H) 1789 1819 P.S.I. Maximum Temp. no temp. broke

INFORMATION

BLOW Strongh blow gas To surf. in 32 mins (see att. sheet)

Did Well Flow _____ Yes ✓ No Recovery Total Ft. 800 ft. total recovery 60 ft HOCM 60 ft Frogy oil 340 ft. oil 340 ft. water

Reversed Out _____ Yes ✓ No Mud Type Premix Viscosity 35 Weight 9.5 Water Loss 10.6 cc. Chlorides 17,000

EXTRA EQUIPMENT: Type Circ. Sub. pin Safety Joint — Jars: Size — In. Make — Ser. No. —

Dual Packers yes Did Packers Hold? yes Did Tool Plug? no Where? —

DRILLING CONTRACTOR Sweetman Length Drill Pipe 3470 ft. I.D. Drill Pipe 3.9 In. Tool Joint Size 4 1/2 XH In.

Length Weight Pipe — ft. I.D. Weight Pipe — In. Tool Joint Size — In. Length Drill Collars 282 ft. I.D. Drill Collars 2 1/4 In.

Tool Joint Size 4 1/2 XH In. Length D.S.T. Tool 39 ft.

Remarks

INVOICE SECTION

Open Hole Test	$ 380.00
Straddle Test	$
Jars	$
Selective Zone	$
Safety Joint	$
Misrun	$
Evaluation	$
Packer	$
Circ. Sub.	$
	$
Total	$ 380.00

COMPANY TERMS

Western Testing Co., Inc., shall not be liable for damage of any kind to the property or personnel of the one for whom a test is made or for any loss suffered or sustained directly or indirectly through the use of its equipment, or its statements or opinion concerning the results of any test. Tools lost or damaged in the hole shall be paid at cost by the party for whom the test is made.

All charges subject to 10% interest after 60 days from date of invoice. Any expense incurred for collection will be added to the original amount.

Test Approved By [signature] Signature of Customer or his Authorized Representative Western Representative Lonnie J. Clinn

Operator's Time [signature] Hrs.

WESTERN TESTING CO., INC.
Pressure Data

Date 3-30-77 Test Ticket No. 25661

Recorder No. 2604 Capacity 4150 Location 3783 Ft.

Clock No. 4763 Elevation 1495 Kelly Bushing Well Temperature — °F

Point		Pressure			Time Given	Time Computed
A	Initial Hydrostatic Mud	1828 P.S.I.		Open Tool	1:03A M	
B	First Initial Flow Pressure	45 P.S.I.		First Flow Pressure	30 Mins.	30 Mins.
C	First Final Flow Pressure	155 P.S.I.		Initial Closed-in Pressure	45 Mins.	45 Mins.
D	Initial Closed-in Pressure	1516 P.S.I.		Second Flow Pressure	60 Mins.	60 Mins.
E	Second Initial Flow Pressure	166 P.S.I.		Final Closed-in Pressure	60 Mins.	60 Mins.
F	Second Final Flow Pressure	303 P.S.I.				
G	Final Closed-in Pressure	1497 P.S.I.				
H	Final Hydrostatic Mud	1819 P.S.I.				

PRESSURE BREAKDOWN

First Flow Pressure
Breakdown: 6 Inc. of 5 mins. and a final inc. of 0 Min.

Point	Mins.	Press.
P 1	0	45
P 2	5	53
P 3	10	83
P 4	15	101
P 5	20	125
P 6	25	141
P 7	30	155
P 8	35	
P 9	40	
P10	45	
P11	50	
P12	55	
P13	60	
P14		
P15		
P16		
P17		
P18		
P19		
P20		

Initial Shut-In
Breakdown: 15 Inc. of 3 mins. and a final inc. of 0 Min.

Point Minutes	Press.
0	155
3	540
6	1123
9	1320
12	1385
15	1420
18	1442
21	1459
24	1475
27	1483
30	1493
33	1499
36	1504
39	1508
42	1515
45	1516
48	
51	
54	
57	
60	

Second Flow Pressure
Breakdown: 12 Inc. of 5 mins. and a final inc. of 0 Min.

Point Minutes	Press.
0	166
5	171
10	192
15	205
20	220
25	233
30	243
35	252
40	262
45	273
50	286
55	295
60	303
65	
70	
75	
80	
85	
90	

Final Shut-In
Breakdown: 20 Inc. of 3 mins. and a final inc. of 0 Min.

Point Minutes	Press.
0	303
3	650
6	1105
9	1251
12	1316
15	1357
18	1382
21	1403
24	1418
27	1431
30	1441
33	1450
36	1458
39	1464
42	1470
45	1477
48	1481
51	1485
54	1490
57	1494
60	1497

Phone 316 262-5861
316 838-0601

WESTERN TESTERS

P. O. Box 1599
WICHITA, KANSAS 67201

GAS FLOW REPORT

No. 640

Date 3-30-77 Ticket 25661 Company McCoy Pet. Co.

Well Name and No. #2 Kohman Dst No. #3 Interval Tested 3724-3791

County Kingman State ~~Oklahoma~~ Kansas Sec. 8 Twp. 30S Rg. 7W

Time Gauge Pre-Flow	Time Gauge in Min.	P.S.I. on Merla Orifice Well Tester	P.S.I. on Pitot Tester	P.S.I. on Side Static Tester	P.S.I. on U-Tube Tester	Description of Flow
gas to sur. in 32 mins. (right after we shut it in.)						PRE FLOW
1/4" orifice		2nd opening				SECOND FLOW
2:29 AM	10 mins	54	11 of water		1/4" choke	12,300 C.F.G.P.D.
2:39	20 mins	54				12,300 C.F.G.P.D.
2:49	30 mins	45				11,250 C.F.G.P.D.
2:59	40 mins	35				10,000 C.F.G.P.D.
3:09	50 mins	33				9,650 C.F.G.P.D.
3:19	60 mins	30				9,200 C.F.G.P.D.

GAS BOTTLE

Serial No. _____ Date Bottle Filled 3-30-77 Date to be Invoiced 3-30-77

Requisition and Provisions for high pressure stainless steel gas bottles. Western Testing Co., Inc. shall not be liable for damage of any kind to property or personnel of the one whom gas bottle is filled or for any loss suffered or sustained directly or indirectly through the use of these bottles. By signing of this ticket showing receipt of a gas testing bottle, the undersigned agrees for himself and as agent for operator, to return this bottle to Western Testing Co., Inc. within thirty (30) days free of charge, or be invoiced in the amount of $75.00 (total charge). Should valve or seal plug be missing or damaged beyond repair, operator shall be invoiced for repairs at our invoiced price.

All charges subject to 1% per month, equal to 12% interest per annum after 30 days from date of invoice. Any expense incurred for collection will be added to the original amount.

COMPANY'S NAME McCoy Petroleum Co.

Authorized by H. Dane Sirels

FORM WTC 9


T4 # 25661
I.
H
A
G
D
F
E
C
B

WESTERN TESTERS

Home Office: Wichita, Kansas 67201

P. O. Box 1599 (316) 838-0601

Company McCoy Petroleum Co. Lease & Well No. Kohman #2

Elevation 1495 Kelly Bushing Formation Kansas City Effective Pay - Ft. Ticket No. 25661

Date 3-30-77 Sec. 8 Twp. 30S Range 7W County Kingman State Kansas

Test Approved by H. Deane Jirrels Western Representative Lonnie J. Cline

Formation Test No. 3 O.K. X Misrun - Interval Tested From 3774' to 3791' Total Depth 3791'

Size Main Hole 77/8 Rat Hole - Conv. X B.T. - Damaged - Yes X No Conv. X B.T. - Damaged X Yes - No

Top Packer Depth 3769 Ft. Size 6 3/4 Bottom Packer Depth 3774 Ft. Size 6 3/4

Straddle - Conv. - B.T. - Damaged - Yes - No Packer Depth - Ft. Size -

Tool Size 5½ OD Tool Joint Size 4½ FH Anchor Length 17 Ft. Size 5½ OD Surface Choke Size 3/4 In. Bottom Choke Size 3/4 In.

RECORDERS Depth 3783 Ft. Clock No. 4763 Depth 3786 Ft. Clock No. 6866

Top Make Kuster Cap. 4150 No. 2604 Inside ~~Outside~~ Bottom Make Kuster Cap. 4150 No. 2606 ~~Inside~~ Outside

Below Straddle: Depth - Rec. No. - Clock No. - Inside Outside Depth - Ft. Rec. No. - Clock No. - Inside Outside

Time Set Packer 1:03 A M

Tool Open I.F.P. From 1:04 AM. to 1:34 AM. - Hr. 30 Min. From (B) 45 P.S.I. To (C) 155 P.S.I.

Tool Closed I.C.I.P. From 1:34AM. to 2:19 AM. - Hr. 45 Min (D) 1516 P.S.I.

Tool Open F.F.P. From 2:19 AM. to 3:19 AM. 1 Hr. - Min. From (E) 166 P.S.I. To (F) 303 P.S.I.

Tool Closed F.C.I.P. From 3:19AM. to 4:19 AM. 1 Hr. - Min. (G) 1497 P.S.I.

Initial Hydrostatic Pressure (A) 1828 P.S.I. Final Hydrostatic Pressure (H) 1819 P.S.I. Maximum Temp. Therm. broke

INFORMATION

BLOW Strong blow throughout test. Gas to surface in 32 minutes. See attached sheet for gas measurements.

Did Well Flow - Yes X No Recovery Total Ft. 800' total recovery. 60' heavy oil cut mud, 60' froggy oil, 340' oil, 340' water.

Reversed Out - Yes X No Mud Type premix Viscosity 35 Weight 9.5 Water Loss 10.6 cc. Chlorides 17,000 P.P.M.

EXTRA EQUIPMENT: Type Circ. Sub. Pin Safety Joint - Jars: Size - In. Make - Ser. No. -

Dual Packer Yes Did Packers Hold? Yes Did Tool Plug? No Where? -

DRILLING CONTRACTOR Sweetman Drlg. Co. Length Drill Pipe? 3470 Ft. I.D. Drill Pipe 3.9 In. Tool Joint Size 4½XH In.

Length Weight Pipe - Ft. I.D. Weight Pipe - In. Tool Joint Size - In. Length Drill Collars 282 Ft. I.D. Drill Collars 2¼ In.

Tool Joint Size 4½XH In. Length D.S.T. Tool 39 Ft.

Remarks:

WESTERN TESTING CO., INC.
Pressure Data

Date 3-30-77 Test Ticket No. 25661

Recorder No. 2604 Capacity 4150 Location 3783 Ft.

Clock No. 4763 Elevation 1495 Kelly Bushing Well Temperature - °F

Point		Pressure			Time Given	Time Computed
A	Initial Hydrostatic Mud	1828	P.S.I.	Open Tool	1:03 AM	
B	First Initial Flow Pressure	45	P.S.I.	First Flow Pressure	30 Mins.	30 Mins.
C	First Final Flow Pressure	155	P.S.I.	Initial Closed-in Pressure	45 Mins.	45 Mins.
D	Initial Closed-in Pressure	1516	P.S.I.	Second Flow Pressure	60 Mins.	60 Mins.
E	Second Initial Flow Pressure	166	P.S.I.	Final Closed-in Pressure	60 Mins.	60 Mins.
F	Second Final Flow Pressure	303	P.S.I.			
G	Final Closed-in Pressure	1497	P.S.I.			
H	Final Hydrostatic Mud	1819	P.S.I.			

PRESSURE BREAKDOWN

First Flow Pressure
Breakdown: 6 Inc. of 5 mins. and a final inc. of 0 Min.

Point Mins.	Press.
P 1 0	45
P 2 5	53
P 3 10	83
P 4 15	101
P 5 20	125
P 6 25	141
P 7 30	155
P 8	
P 9	
P10	
P11	
P12	
P13	
P14	
P15	
P16	
P17	
P18	
P19	
P20	

Initial Shut-In
Breakdown: 15 Inc. of 3 mins. and a final inc. of 0 Min.

Point Minutes	Press.
0	155
3	540
6	1123
9	1320
12	1385
15	1420
18	1442
21	1459
24	1475
27	1483
30	1493
33	1499
36	1504
39	1508
42	1515
45	1516

Second Flow Pressure
Breakdown: 12 Inc. of 5 mins. and a final inc. of 0 Min.

Point Minutes	Press.
0	166
5	171
10	192
15	205
20	220
25	233
30	243
35	252
40	262
45	273
50	286
55	295
60	303

Final Shut-In
Breakdown: 20 Inc. of 3 mins. and a final inc. of 0 Min.

Point Minutes	Press.
0	303
3	650
6	1105
9	1251
12	1316
15	1357
18	1382
21	1403
24	1418
27	1431
30	1441
33	1450
36	1458
39	1464
42	1470
45	1477
48	1481
51	1485
54	1490
57	1494
60	1497

Home Office: Wichita, Kansas 67201
P. O. Box 1599 (316) 838-0601

GAS FLOW REPORT

Date 3-30-77 Ticket 25661 Company McCoy Petroleum Co.

Well Name and No. Kohman #2 Dst No. 3 Interval Tested 3774' - 3791'

County Kingman State Kansas Sec. 8 Twp. 30S Rg. 7W

Time Gauge Pre-Flow	Time Gauge in Min.	P.S.I. on Merla Orifice Well Tester	P.S.I. on Pitot Tester	P.S.I. on Side Static Tester	P.S.I. on U-Tube Tester	Description of Flow
PRE FLOW						
Gas to surface in 32 minutes.						
SECOND FLOW						
2:29 AM	10 min.	54 inches	of water	¼" choke		12,300 C.F.P.D. Gas
2:39 AM	20 min.	54 inches	of water	¼" choke		12,300 C.F.P.D. Gas
2:49 AM	30 min.	45 inches	of water	¼" choke		11,250 C.F.P.D. Gas
2:59 AM	40 min.	35 inches	of water	¼" choke		10,000 C.F.P.D. Gas
3:09 AM	50 min.	33 inches	of water	¼" choke		9,650 C.F.P.D. Gas
3:19 AM	60 min.	30 inches	of water	¼" choke		9,200 C.F.P.D. Gas

GAS BOTTLE

Serial No. _____ Date Bottle Filled 3-30-77 Date to be Invoiced 3-30-77

Requisition and Provisions for high pressure stainless steel gas bottles. Western Testing Co., Inc. shall not be liable for damage of any kind to property or personnel of the one whom gas bottle is filled or for any loss suffered or sustained directly or indirectly through the use of these bottles. By signing of this ticket showing receipt of a gas testing bottle, the undersigned agrees for himself and as agent for operator, to return this bottle to Western Testing Co., Inc. within thirty (30) days free of charge, or be invoiced in the amount of $75.00 (total charge). Should valve or seal plug be missing or damaged beyond repair, operator shall be invoiced for repairs at our invoiced price.

All charges subject to 1% per month, equal to 12% interest per annum after 30 days from date of invoice. Any expense incurred for collection will be added to the original amount.

COMPANY'S NAME McCoy Petroleum Co.

Authorized by H. Deane Jirrels

FORM WTC 6

WESTERN TESTERS

P. O. BOX 793 PHONE 793-7903

GREAT BEND, KANSAS

WESTERN TESTING CO., INC.

FORMATION TESTING

TICKET 21856

Formation Miss. Elevation 1495 K.B Eff. Pay ____ Ft.

District Augusta Date 3/31/77 Customer Order No. ____

COMPANY NAME McCoy Petroleum Co.

ADDRESS 816 Vickers K.S.B.&T. Building Wichita, Ks. 67202

LEASE AND WELL NO. #2 Kohman COUNTY Kingman STATE KS Sec. 8 Twp. 30S Rge. 7W

Mail Inv. To Same (Co. Name) (Address) No. Copies Requested 1

Mail Charts To Same (Address) No. Copies Requested 5

Formation Test No. 4 O.K. X Misrun ____ Interval Tested From 4102' to 4140' Total Depth 4140'

Size Main Hole 7 7/8 Rat Hole ____ Conv. ____ B.T. X Damaged ____ Yes X No Conv. X B.T. ____ Damaged ____ Yes X No

Top Packer Depth 4097 Ft. Size 6 3/4 Bottom Packer Depth 4102 Ft. Size 6 3/4

Straddle ____ Conv. ____ B.T. ____ Damaged ____ Yes ____ No Packer Depth ____ Ft. Size ____

Tool Size 5 1/2 OD Tool Joint Size 4 1/2 FH Anchor Length 35 Ft. Size 5 1/2 OD Surface Choke Size ____ In. Bottom Choke Size 3/4 In.

RECORDERS Depth 4117 Ft. Clock No. 10167 Depth 4120 Ft. Clock No. 9102

Top Make Kuster Cap. 3150 No. 1565 Inside ~~Outside~~ Bottom Make Kuster Cap. 3200 No. 1541 ~~Inside~~ Outside

Below Straddle: Depth ____ Rec. No. ____ Clock No. ____ Inside Outside Depth ____ Ft. Rec. No. ____ Clock No. ____ Inside Outside

Time Set Packer 6:25 A.M

Tool Open I.F.P. From 7:00 M. to 7:30 M. Hr. 30 Min. From (B) Plugging P.S.I. To (C) P.A P.S.I.

Tool Closed I.C.I.P. From 7:30 M. to 8:15 M. Hr. 45 Min. (D) 79 1519 1512 P.S.I.

Tool Open F.F.P. From 8:15 M. to 9:15 M. Hr. 60 Min. From (E) 78 P.S.I. To (F) 94 77 P.S.I.

Tool Closed F.C.I.P. From 9:15 M. to 10:15 M. Hr. 60 Min. (G) 1479 1495 1476 P.S.I.

Initial Hydrostatic Pressure (A) 1983 1981 P.S.I. Final Hydrostatic Pressure (H) 1975-1979 P.S.I. Maximum Temp. 128

INFORMATION

BLOW Strong blow throughout test! GAS to surface 10 min. See attached sheet for gas measurements

Did Well Flow ____ Yes X No Recovery Total Ft. 185' drlg. mud. attached sheet!

Reversed Out ____ Yes X No Mud Type Premix Viscosity 40 Weight 9.3 Water Loss 15.2 cc. Chlorides 6,000 PPM

EXTRA EQUIPMENT: Type Circ. Sub. Pkr Safety Joint ____ Jars: Size ____ In. Make ____ Ser. No. ____

Dual Packers Yes Did Packers Hold? Yes Did Tool Plug? Yes Where? I.F.P.

DRILLING CONTRACTOR Sweetman Length Drill Pipe 3856 ft. I.D. Drill Pipe 3.8 In. Tool Joint Size 4 1/2 XH In.

Length Weight Pipe ____ ft. I.D. Weight Pipe ____ In. Tool Joint Size ____ In. Length Drill Collars 284 ft. I.D. Drill Collars 2 1/4 In.

Tool Joint Size 4 1/2 XH In. Length D.S.T. Tool 5 8 ft.

Remarks

INVOICE SECTION

Open Hole Test	$ 415.00
Straddle Test	$
Jars	$
Selective Zone	$
Safety Joint	$
Misrun	$
Evaluation	$
Packer	$
Circ. Sub.	$
	$
Total	$ 415.00

COMPANY TERMS

Western Testing Co., Inc., shall not be liable for damage of any kind to the property or personnel of the one for whom a test is made or for any loss suffered or sustained directly or indirectly through the use of its equipment, or its statements or opinion concerning the results of any test. Tools lost or damaged in the hole shall be paid at cost by the party for whom the test is made.

All charges subject to 10% interest after 60 days from date of invoice. Any expense incurred for collection will be added to the original amount.

Test Approved By A. Dean Jarvis (Signature of Customer or his Authorized Representative) Western Representative Bill Baker

Operator's Time ____ Hrs.

WESTERN TESTING CO., INC.
Pressure Data

Date 3-31-77 Test Ticket No. 21856

Recorder No. 1565 Capacity 3150 Location 4117 Ft.

Clock No. 10167 Elevation 1495 Kelly Bushing Well Temperature 128 °F

Point		Pressure			Time Given	Time Computed
A	Initial Hydrostatic Mud	1981	P.S.I.	Open Tool	6:25 A. M	
B	First Initial Flow Pressure	Plugging Action	P.S.I.	First Flow Pressure	30 Mins.	30 Mins.
C	First Final Flow Pressure	Plugging Action	P.S.I.	Initial Closed-in Pressure	45 Mins.	45 Mins.
D	Initial Closed-in Pressure	1512	P.S.I.	Second Flow Pressure	60 Mins.	60 Mins.
E	Second Initial Flow Pressure	79	P.S.I.	Final Closed-in Pressure	60 Mins.	52 Mins.
F	Second Final Flow Pressure	77	P.S.I.			
G	Final Closed-in Pressure	1476	P.S.I.			
H	Final Hydrostatic Mud	~~1981~~ 1978	P.S.I.			

PRESSURE BREAKDOWN

First Flow Pressure	Initial Shut-In	Second Flow Pressure	Final Shut-In
Breakdown: ____ Inc.	Breakdown: 15 Inc.	Breakdown: 12 Inc.	Breakdown: 18 Inc.
of 5 mins. and a	of 3 mins. and a	of 5 mins. and a	of 3 mins. and a
final inc. of 0 Min.	final inc. of 0 Min.	final inc. of 0 Min.	final inc. of 0 Min.

Point	Mins.	Press.	Point	Minutes	Press.	Point	Minutes	Press.	Point	Minutes	Press.
P 1	0	Plugging Action		0	Plugging Action		0	79		0	77
P 2	5			3	1379		5	69		3	1233
P 3	10			6	1425		10	69		6	1306
P 4	15			9	1449		15	70		9	1344
P 5	20			12	1465		20	71		12	1371
P 6	25			15	1475		25	72		15	1389
P 7	30	Plugging Action		18	1484		30	72		18	1404
P 8	~~35~~			21	1490		35	73		21	1416
P 9	40			24	1495		40	73		24	1425
P10	~~45~~			27	1499		45	74		27	1434
P11	~~50~~			30	1503		50	75		30	1443
P12	~~55~~			33	1505		55	76		33	1448
P13	~~60~~			36	1507		60	77		36	1452
P14				39	1510		~~65~~			39	1457
P15				42	1511		~~70~~			42	1462
P16				45	1512		~~75~~			45	1467
P17				~~48~~			~~80~~			48	1470
P18				~~51~~			~~85~~			51	1473
P19				~~54~~			90			54	1476
P20				~~57~~						~~57~~	
				60						~~60~~	

WTC - 4

Phone 316 262-5861
316 838-0601

WESTERN TESTERS

P. O. Box 1599
WICHITA, KANSAS 67201

GAS FLOW REPORT

No. 423

Date 3/31/77 Ticket 21854 Company Mc Coy Pet

Well Name and No. #2 Kohman Dst No. 4 Interval Tested 4102 - 4140

County Kingman State Ks. Sec. 8 Twp. 30s Rg. 7w

Time Gauge Pre-Flow	Time Gauge in Min.	P.S.I. on Merla Orifice Well Tester	P.S.I. on Pitot Tester	P.S.I. on Side Static Tester	P.S.I. on U-Tube Tester	Description of Flow
Open 7:00 Gas to surface 10 min.						PRE FLOW
7:15	15	4.5 psi		1" choke		301,000 C.F.P.D. Gas
7:20	20	3 psi		"		242,000 " " "
7:30	30	3 "		1" choke		242,000 " " "
		Tool closed		I.C.I.P.		7:30 - 8:15
OPEN tool 8:15						SECOND FLOW
8:25	40	5 psi		1" choke		319,000 C.F.P.D. Gas
:35	50	4.5 psi		"		301,000 " " "
:45	60	4.5 psi		"		301,000 " " "
:55	70	4.5 psi		"		301,000 " " "
9:05	80	4.5 "		"		301,000 " " "
9:15	90	4.5 psi		1" choke		301,000 C.F.P.D. Gas
		Tool Closed For		9:15 to F.C.I.P.		10:15

GAS BOTTLE

Serial No. _____ Date Bottle Filled _____ Date to be Invoiced _____

Requisition and Provisions for high pressure stainless steel gas bottles. Western Testing Co., Inc. shall not be liable for damage of any kind to property or personnel of the one whom gas bottle is filled or for any loss suffered or sustained directly or indirectly through the use of these bottles. By signing of this ticket showing receipt of a gas testing bottle, the undersigned agrees for himself and as agent for operator, to return this bottle to Western Testing Co., Inc. within thirty (30) days free of charge, or be invoiced in the amount of $75.00 (total charge). Should valve or seal plug be missing or damaged beyond repair, operator shall be invoiced for repairs at our invoiced price.

All charges subject to 1% per month, equal to 12% interest per annum after 30 days from date of invoice. Any expense incurred for collection will be added to the original amount.

COMPANY'S NAME _____

Authorized by _____

FORM WTC 9


Ticket # 21856
I
A
B
C
D
E
F
G
H

Home Office: Wichita, Kansas 67201
P. O. Box 1599 (316) 838-0601

ompany McCoy Petroleum Co. Lease & Well No. Kohman #2

levation 1495 Kelly Bushing Formation Mississippi Effective Pay - Ft. Ticket No. 21856

ate 3-31-77 Sec. 8 Twp. 30S Range 7W County Kingman State Kansas

est Approved by H. Deane Jirrels Western Representative Bill Baker

ormation Test No. 4 O.K. X Misrun - Interval Tested From 4102' to 4140' Total Depth 4140'

ize Main Hole 77/8 Rat Hole - Conv. - B.T. X Damaged - Yes X No Conv. X B.T. - Damaged - Yes X No

op Packer Depth 4097 Ft. Size 6 3/4 Bottom Packer Depth 4102 Ft. Size 6 3/4

traddle - Conv. - B.T. - Damaged - Yes - No Packer Depth - Ft. Size -

ool Size 5½ OD Tool Joint Size 4½ FH Anchor Length 35 Ft. Size 5½ OD Surface Choke Size - In. Bottom Choke Size 3/4 In.

ECORDERS Depth 4117 Ft. Clock No. 10167 Depth 4120 Ft. Clock No. 9102

Top Make Kuster Cap. 3150 No. 1565 ~~Inside~~ Outside Bottom Make Kuster Cap. 3200 No. 1561 ~~Inside~~ Outside

elow Straddle: Depth - Rec. No. - Clock No. - Inside Outside Depth - Ft. Rec. No. - Clock No. - Inside Outside

ime Set Packer 6:25 A M

ool Open I.F.P. From 7:00 AM. to 7:30 AM. - Hr. 30 Min. From (B) plugging act P.S.I. To (C) plugging acts P.S.I.

ool Closed I.C.I.P. From 7:30AM. to 8:15 AM. - Hr. 45 Min (D) 1512 P.S.I.

ool Open F.F.P. From 8:15 A M. to 9:15 AM. 1 Hr. - Min. From (E) 79 P.S.I. To (F) 77 P.S.I.

ool Closed F.C.I.P. From 9:15AM. to 10:15AM. 1 Hr. - Min. (G) 1476 P.S.I.

nitial Hydrostatic Pressure (A) 1981 P.S.I. Final Hydrostatic Pressure (H) 1979 P.S.I. Maximum Temp. 128

INFORMATION

LOW Strong blow throughout test. Gas to furface in 10 minutes. See attached sheet for gas measurements.

id Well Flow - Yes X No Recovery Total Ft. 185' drilling mud.

eversed Out - Yes X No Mud Type premix Viscosity 40 Weight 9.3 Water Loss 15.6 cc. Chlorides 16,000 P.P.M.

XTRA EQUIPMENT: Type Circ. Sub. Pin Safety Joint - Jars: Size - In. Make - Ser. No. -

ual Packer Yes Did Packers Hold? Yes Did Tool Plug? Yes Where? initial flow period.

RILLING CONTRACTOR Sweetman Drlg. Co. Length Drill Pipe? 3856 Ft. I.D. Drill Pipe 3.8 In. Tool Joint Size 4½XH In.

ength Weight Pipe - Ft. I.D. Weight Pipe - In. Tool Joint Size - In. Length Drill Collars 284 Ft. I.D. Drill Collars 2¼ In.

ool Joint Size 4½XH In. Length D.S.T. Tool 58 Ft.

emarks:

WESTERN TESTING CO., INC.
Pressure Data

Date 3-31-77 Test Ticket No. 21856

Recorder No. 1565 Capacity 3150 Location 4117 Ft

Clock No. 10167 Elevation 1495 Kelly Bushing Well Temperature 128 °F

Point		Pressure			Time Given	Time Computed
A	Initial Hydrostatic Mud	1981	P.S.I.	Open Tool	6:25 AM	
B	First Initial Flow Pressure	plugging action	P.S.I.	First Flow Pressure	30 Mins.	30 Mins.
C	First Final Flow Pressure	"	P.S.I.	Initial Closed-in Pressure	45 Mins.	45 Mins.
D	Initial Closed-in Pressure	1512	P.S.I.	Second Flow Pressure	60 Mins.	60 Mins.
E	Second Initial Flow Pressure	79	P.S.I.	Final Closed-in Pressure	60 Mins.	54 Mins.
F	Second Final Flow Pressure	77	P.S.I.			
G	Final Closed-in Pressure	1476	P.S.I.			
H	Final Hydrostatic Mud	1979	P.S.I.			

PRESSURE BREAKDOWN

First Flow Pressure
Breakdown: 6 Inc.
of 5 mins. and a
final inc. of 0 Min.

Initial Shut-In
Breakdown: 15 Inc.
of 3 mins. and a
final inc. of 0 Min.

Second Flow Pressure
Breakdown: 12 Inc.
of 5 mins. and a
final inc. of 0 Min.

Final Shut-In
Breakdown: 18 Inc.
of 3 mins. and a
final inc. of 0 Min.

Point	Mins.	Press.	Point	Minutes	Press.	Point	Minutes	Press.	Point	Minutes	Press.
P 1	0	plugging action		0	plugging action		0	79		0	77
P 2	5	"		3	1379		5	69		3	1233
P 3	10	"		6	1425		10	69		6	1306
P 4	15	"		9	1449		15	70		9	1344
P 5	20	"		12	1465		20	71		12	1371
P 6	25	"		15	1475		25	72		15	1389
P 7	30	"		18	1484		30	72		18	1404
P 8				21	1490		35	73		21	1416
P 9				24	1499		40	73		24	1425
P10				27	1503		45	74		27	1434
P11				30	1505		50	75		30	1443
P12				33	1507		55	76		33	1448
P13				36	1510		60	77		36	1452
P14				39	1511					39	1457
P15				42	1512					42	1462
P16				45						45	1467
P17										48	1470
P18										51	1473
P19										54	1476
P20											

Home Office: Wichita, Kansas 67201
P. O. Box 1599 (316) 838-0601

GAS FLOW REPORT

Date 3-31-77 Ticket 21856 Company McCoy Petroleum Co.

Well Name and No. Kohman #2 Dst No. 4 Interval Tested 4102' - 4140'

County Kingman State Kansas Sec. 8 Twp. 30S Rg. 7W

Time Gauge Pre-Flow	Time Gauge in Min.	P.S.I. on Merla Orifice Well Tester	P.S.I. on Pitot Tester	P.S.I. on Side Static Tester	P.S.I. on U-Tube Tester	Description of Flow
Open 7:00 AM Gas to surface in 10 minutes.			**PRE FLOW**			
7:15 AM	15 min.	4.5 PSIG	1" choke			301,000 C.F.P.D. Gas
7:20 AM	20 min.	3 PSIG	1" choke			242,000 C.F.P.D. Gas
7:30 AM	30 min.	3 PSIG	1" choke			242,000 C.F.P.D. Gas
Open tool 8:15 AM			**SECOND FLOW**			
8:25 AM	40 min.	5 PSIG	1" choke			319,000 C.F.P.D. Gas
8:35 AM	50 min.	4.5 PSIG	1" choke			301,000 C.F.P.D. Gas
8:45 AM	60 min.	4.5 PSIG	1" choke			301,000 C.F.P.D. Gas
8:55 AM	70 min.	4.5 PSIG	1" choke			301,000 C.F.P.D. Gas
9:05 AM	80 min.	4.5 PSIG	1" choke			301,000 C.F.P.D. Gas
9:15 AM	90 min.	4.5 PSIG	1" choke			301,000 C.F.P.D. Gas

GAS BOTTLE

Serial No. _____ Date Bottle Filled 3-31-77 Date to be Invoiced 3-31-77

Requisition and Provisions for high pressure stainless steel gas bottles. Western Testing Co., Inc. shall not be liable for damage of any kind to property or personnel of the one whom gas bottle is filled or for any loss suffered or sustained directly or indirectly through the use of these bottles. By signing of this ticket showing receipt of a gas testing bottle, the undersigned agrees for himself and as agent for operator, to return this bottle to Western Testing Co., Inc. within thirty (30) days free of charge, or be invoiced in the amount of $75.00 (total charge). Should valve or seal plug be missing or damaged beyond repair, operator shall be invoiced for repairs at our invoiced price.

All charges subject to 1% per month, equal to 12% interest per annum after 30 days from date of invoice. Any expense incurred for collection will be added to the original amount.

COMPANY'S NAME McCoy Petroleum Co.

Authorized by H. Deane Jirrels