WESTERN TESTERS

P. O. BOX 793 PHONE 793-7903

GREAT BEND, KANSAS

WESTERN TESTING CO., INC.
FORMATION TESTING
TICKET 21646

Formation Kansas City Elevation 1462 KB Eff. Pay _____ Ft.

District Pratt Date Sept. 12 Customer Order No. _____

COMPANY NAME McCoy Petroleum Company

ADDRESS 816 Vickers - KSB&T Building Wichita, Kansas

LEASE AND WELL NO. #1 Early COUNTY Kingman STATE Kansas Sec. 4 Twp 30S Rge. 7W

Mail Inv. To same (Co. Name) _____ (Address) No. Copies Requested usual

Mail Charts To same (Address) No. Copies Requested usual

Formation Test No. #1 O.K. X Misrun — Interval Tested From 3682' to 3700' Total Depth 3700'

Size Main Hole 7 7/8 Rat Hole — Conv. X B.T. ~~Damaged~~ Yes X No Conv. ~~B.T. Damaged Yes No~~

Top Packer Depth 3682 Ft. Size 6 3/4 Bottom Packer Depth — Ft. ~~Size~~

Straddle — Conv. — B.T. — Damaged — Yes — No Packer Depth — Ft. Size —

Tool Size 5 1/2 OD Tool Joint Size 4 1/2 FH Anchor Length 18 Ft. Size 5 1/2 OD Surface Choke Size 3/4 In. Bottom Choke Size 3/4 In.

RECORDERS Depth 3692 Ft. Clock No. 6799 Depth 3695 Ft. Clock No. 9726

Top Make Kuster Cap. 4150 No. 2606 Inside ~~Outside~~ Bottom Make Kuster Cap. 4000 No. 3351 ~~Inside~~ Outside

Below Straddle: Depth — Rec. No. — Clock No. — Inside Outside Depth — Ft. Rec. No. — Clock No. — Inside Outside

Time Set Packer 10:00 A M

Tool Open I.F.P. From 10:02 M. to 10:32 M. Hr. 30 Min. From (B) 31 20 P.S.I. To (C) 52 37 P.S.I.

Tool Closed I.C.I.P. From 10:32 M. to 11:17 M. Hr. 45 Min. (D) 1402 1402 P.S.I.

Tool Open F.F.P. From 11:17 M. to 12:17 P M. 1 Hr. Min. From (E) 52 52 P.S.I. To (F) 83 72 P.S.I.

Tool Closed F.C.I.P. From 12:17 P M. to 1:17 P M. 1 Hr. Min. (G) 1381 1398 P.S.I.

Initial Hydrostatic Pressure (A) 1926 1876 P.S.I. Final Hydrostatic Pressure (H) 1936 1867 P.S.I. Maximum Temp. 123

INFORMATION

BLOW weak blow ~~[illegible]~~ to good blow

Did Well Flow Yes X No Recovery Total Ft. 90' 30' SO & GC. WTY Mud 60' SO&GC Mdy Wat 180 CIP

Reversed Out — Yes X No Mud Type Imperney - Oil Viscosity 5.0 Weight 9.8 Water Loss 9.6 cc. Chlorides 43,000 P.P.M

EXTRA EQUIPMENT: Type Circ. Sub. pin Safety Joint — Jars: Size — In. Make — Ser. No. —

Dual Packers no Did Packer Hold? yes Did Tool Plug? no Where? —

DRILLING CONTRACTOR Sweetman Length Drill Pipe 3385 ft. I.D. Drill Pipe 3.8 In. Tool Joint Size 4 1/2 FH In.

Length Weight Pipe — ft. I.D. Weight Pipe — In. Tool Joint Size — In. Length Drill Collars 282 ft. I.D. Drill Collars 2 1/4 In.

Tool Joint Size 4 1/2 H90 In. Length D.S.T. Tool 33 ft.

Remarks Chloride check 93000 ppm

INVOICE SECTION

Open Hole Test	$355.00
Straddle Test	$
Jars	$
Selective Zone	$
Safety Joint	$
Misrun	$
Evaluation	$
Packer	$
Circ. Sub.	$
Total	$355.00

RECEIVED SEP 14 1976

COMPANY TERMS

Western Testing Co., Inc., shall not be liable for damage of any kind to the property or personnel of the one for whom a test is made or for any loss suffered or sustained directly or indirectly through the use of its equipment, or its statements or opinion concerning the results of any test. Tools lost or damaged in the hole shall be paid at cost by the party for whom the test is made.

All charges subject to 10% interest after 60 days from date of invoice. Any expense incurred for collection will be added to the original amount.

7.10

Test Approved By Robert E. McCann Western Representative Lonnie J. Cline

Signature of Customer or his Authorized Representative McCann Operator's Time _____ Hrs.

WESTERN TESTING CO., INC.

Pressure Data

Date 9-12-76 Test Ticket No. 21646

Recorder No. 2606 Capacity 4150 Location 3692 Ft.

Clock No. 6799 Elevation 1462 Kelly Bushing Well Temperature 123 °F

Point	Pressure		Time Given	Time Computed
A Initial Hydrostatic Mud	1876 P.S.I.	Open Tool	10:00 AM	
B First Initial Flow Pressure	20 P.S.I.	First Flow Pressure	30 Mins.	30. Mins.
C First Final Flow Pressure	37 P.S.I.	Initial Closed-in Pressure	45 Mins.	42 Mins.
D Initial Closed-in Pressure	1402 P.S.I.	Second Flow Pressure	60 Mins.	60 Mins.
E Second Initial Flow Pressure	52 P.S.I.	Final Closed-in Pressure	60 Mins.	63 Mins.
F Second Final Flow Pressure	72 P.S.I.			
G Final Closed-in Pressure	1398 P.S.I.			
H Final Hydrostatic Mud	1867 P.S.I.			

PRESSURE BREAKDOWN

First Flow Pressure
Breakdown: 6 Inc.
of 5 mins. and a
final inc. of 0 Min.

Point Mins.	Press.
P 1 0	20
P 2 5	21
P 3 10	54
P 4 15	41
P 5 20	41
P 6 25	37
P 7 30	37
P 8 35	
P 9 40	
P10 45	
P11 50	
P12 55	
P13 60	
P14	
P15	
P16	
P17	
P18	
P19	
P20	

Initial Shut-In
Breakdown: 14 Inc.
of 3 mins. and a
final inc. of 0 Min.

Point Minutes	Press.
0	37
3	47
6	74
9	126
12	224
15	393.
18	640
21	991
24	1225.
27	1327
30	1356
33	1376
36	1387
39	1396
42	1402.
45	
48	
51	
54	
57	
60	

Second Flow Pressure
Breakdown: 12- Inc.
of 5 mins. and a
final inc. of 0 Min.

Point Minutes	Press.
0	52.
5	53.
10	54
15	56.
20	58.
25	60
30	62.
35	64
40	66.
45	68
50	69
55	70
60	72.
65	
70	
75	
80	
85	
90	

Final Shut-In
Breakdown: 15 Inc.
of 3 mins. and a
final inc. of 0 Min.

Point Minutes	Press.
0	72.
3	81
6	110
9	149
12	210
15	320
18	462
21	665
24	923
27	1095.
30	1215.
33	1275.
36	1312
39	1333
42	1348
45	1360
48	1368
51	1375
54	1383.
57	1387
60	1393
63.	1398

WTC - 4

WESTERN TESTERS INC.
P. O. Box 1599
Wichita, Kansas 67201

Company McCoy Petroleum Co. Lease & Well No. Early #1

Elevation 1462 Kelly Bushing Formation Kansas City Effective Pay - Ft. Ticket No. 21646

Date 9-12-76 Sec. 4 Twp. 30S Range 7W County Kingman State Kansas

Test Approved by Robert E. McCann Western Representative Lonnie Cline

Formation Test No. 1 O.K. X Misrun = Interval Tested From 3682' to 3700' Total Depth 3700'

Size Main Hole 7 7/8 Rat Hole - Conv. X B.T. - Damaged - Yes X No Conv. - B.T. - Damaged - Yes - No

Top Packer Depth 3682 Ft. Size 6 3/4 Bottom Packer Depth - Ft. Size -

Straddle - Conv. - B.T. - Damaged - Yes - No Packer Depth - Ft. Size -

Tool Size 5½ OD Tool Joint Size 4½FH Anchor Length 18 Ft. Size 5½ OD Surface Choke Size 3/4 In. Bottom Choke Size 3/4 In.

RECORDERS Depth 3692 Ft. Clock No. 6799 Depth 3695 Ft. Clock No. 9726

Top Make Kuster Cap. 4150 No. 2606 Inside ~~Outside~~ Bottom Make Kuster Cap. 4000 No. 3351 ~~Inside~~ Outside

Below Straddle: Depth - Rec. No. - Clock No. - Inside Outside Depth - Ft. Rec. No. - Clock No. - Inside Outside

Time Set Packer 10:00 A M

Tool Open I.F.P. From 10:02A M. to 10:32 M. - Hr. 30 Min. From (B) 20 P.S.I. To (C) 37 P.S.I.

Tool Closed I.C.I.P. From 10:32 M. to 11:17 M. - Hr. 45 Min (D) 1402 P.S.I.

Tool Open F.F.P. From 11:17 M. to 12:17P M. 1 Hr. - Min. From (E) 52 P.S.I. To (F) 72 P.S.I.

Tool Closed F.C.I.P. From 12:17 M. to 1:17P M. 1 Hr. - Min. (G) 1398 P.S.I.

Initial Hydrostatic Pressure (A) 1876 P.S.I. Final Hydrostatic Pressure (H) 1867 P.S.I. Maximum Temp. 123

INFORMATION

BLOW Weak blow throughout test.

Did Well Flow - Yes X No Recovery Total Ft. 90' total fluid recovery - 30' salty oil & gas cut watery mud, 60' salty oil & gas cut muddy water. 180' gas in pipe.

Reversed Out - Yes X No Mud Type Impernex Viscosity 50 Weight 9.8 Water Loss 9.6 cc. Chlorides 43,000 P.P.M.

EXTRA EQUIPMENT: Type Circ. Sub. Pin Safety Joint - Jars: Size - In. Make - Ser. No. -

Dual Packer No Did Packers Hold? Yes Did Tool Plug? No Where? -

DRILLING CONTRACTOR Sweetman Drlg. Co. Length Drill Pipe? 3385 Ft. I.D. Drill Pipe 3.8 In. Tool Joint Size 4½ FH In.

Length Weight Pipe - Ft. I.D. Weight Pipe - In. Tool Joint Size - In. Length Drill Collars 282 Ft. I.D. Drill Collars 2¼ In.

Tool Joint Size 4½H90 In. Length D.S.T. Tool 33 Ft.

Remarks: Chloride check, 93,000 P.P.M.

WESTERN TESTING CO., INC.
Pressure Data

Date 9-12-76 Test Ticket No. 21646

Recorder No. 2606 Capacity 4150 Location 3692 Ft.

Clock No. 6799 Elevation 1462 Kelly Bushing Well Temperature 123 °F

Point		Pressure	
A	Initial Hydrostatic Mud	1876	P.S.I.
B	First Initial Flow Pressure	20	P.S.I.
C	First Final Flow Pressure	37	P.S.I.
D	Initial Closed-in Pressure	1402	P.S.I.
E	Second Initial Flow Pressure	52	P.S.I.
F	Second Final Flow Pressure	72	P.S.I.
G	Final Closed-in Pressure	1398	P.S.I.
H	Final Hydrostatic Mud	1867	P.S.I.

	Time Given	Time Computed
Open Tool	10:00 A M	
First Flow Pressure	30 Mins.	30 Mins.
Initial Closed-in Pressure	45 Mins.	42 Mins.
Second Flow Pressure	60 Mins.	60 Mins.
Final Closed-in Pressure	60 Mins.	63 Mins.

PRESSURE BREAKDOWN

First Flow Pressure
Breakdown: 6 Inc.
of 5 mins. and a
final inc. of 0 Min.

Point Mins.	Press.
P 1 0	20
P 2 5	21
P 3 10	54
P 4 15	41
P 5 20	41
P 6 25	37
P 7 30	37
P 8	
P 9	
P10	
P11	
P12	
P13	
P14	
P15	
P16	
P17	
P18	
P19	
P20	

Initial Shut-In
Breakdown: 14 Inc.
of 3 mins. and a
final inc. of 0 Min.

Point Minutes	Press.
0	37
3	47
6	74
9	126
12	224
15	393
18	640
21	997
24	1225
27	1327
30	1356
33	1376
36	1387
39	1396
42	1402

Second Flow Pressure
Breakdown: 12 Inc.
of 5 mins. and a
final inc. of 0 Min.

Point Minutes	Press.
0	52
5	53
10	54
15	56
20	58
25	60
30	62
35	64
40	66
45	68
50	69
55	70
60	72

Final Shut-In
Breakdown: 15 Inc.
of 3 mins. and a
final inc. of 0 Min.

Point Minutes	Press.
0	72
3	81
6	110
9	149
12	210
15	320
18	462
21	665
24	923
27	1095
30	1215
33	1275
36	1312
39	1333
42	1348
45	1360
48	1368
51	1375
54	1383
57	1387
60	1393
63	1398

WTC - 4


TMT 21646-I
H
A
G
D
F
E
C
B

WESTERN TESTERS

P. O. BOX 793 PHONE 793-7903
GREAT BEND, KANSAS

WESTERN TESTING CO., INC.
FORMATION TESTING

TICKET 21647

Formation Miss Elevation 1462 KB Eff. Pay ____ Ft.

District Pratt Date Sept. 14 Customer Order No. ____

COMPANY NAME McCoy Petroleum Company

ADDRESS 816 Vickers-KSB&T Building Wichita Ks.

LEASE AND WELL NO. #1 Early COUNTY Kingman STATE Ks. Sec. 4 Twp. 30S Rge. 7W

Mail Inv. To same Co. Name Address No. Copies Requested usual

Mail Charts To same Address No. Copies Requested usual

Formation Test No. #2 O.K. X Misrun ____ Interval Tested From 4084' to 4107' Total Depth 4107'

Size Main Hole 7 7/8 Rat Hole — Conv. X B.T. ____ Damaged ____ Yes ____ No Conv. ____ B.T. X Damaged ____ Yes ____ No

Top Packer Depth 4079 Ft. Size 6 3/4 Bottom Packer Depth 4084 Ft. Size 6 3/4

Straddle — Conv. — B.T. — Damaged — Yes — No Packer Depth — Ft. Size —

Tool Size 5 1/2 OD Tool Joint Size 4 1/2 FH Anchor Length 23 Ft. Size 5 1/2 OD Surface Choke Size 3/4 In. Bottom Choke Size 3/4 In.

RECORDERS Depth 4099 Ft. Clock No. 6799 Depth 4102 Ft. Clock No. 9726

Top Make Kuster Cap. 4650 No. 2606 Inside Outside Bottom Make Kuter Cap. 4000 No. 3351 Inside Outside

Below Straddle: Depth — Rec. No. — Clock No. — Inside Outside Depth — Ft. Rec. No. — Clock No. — Inside Outside

Time Set Packer 4:23 A M

Tool Open I.F.P. From 4:25 M. to 4:55 M. Hr. 30 Min. From (B) 52 P.S.I. To (C) 52 P.S.I.

Tool Closed I.C.I.P. From 4:55 M. to 5:40 M. Hr. 45 Min. (D) 1,184.2 P.S.I.

Tool Open F.F.P. From 5:40 M. to 6:40 M. 1 Hr. Min. From (E) 41.6 P.S.I. To (F) 41.6 P.S.I.

Tool Closed F.C.I.P. From 6:40 M. to 7:40 M. 1 Hr. Min. (G) 1,132.4 P.S.I.

Initial Hydrostatic Pressure (A) 2,135.8 P.S.I. Final Hydrostatic Pressure (H) 2,167.2 P.S.I. Maximum Temp. 129

INFORMATION

BLOW Gas to surface in 6 min. final open reading 14,000

Did Well Flow ____ Yes X No Recovery Total Ft. 70' gas cut mud

Reversed Out ____ Yes X No Mud Type Imperial Viscosity 41 Weight 9.8 Water Loss 8.0 cc. Chlorides 50000

EXTRA EQUIPMENT: Type Circ. Sub. pin Safety Joint — Jars: Size — In. Make — Ser. No. —

Dual Packers yes Did Packers Hold? YES Did Tool Plug? NO Where? ____

DRILLING CONTRACTOR SWEETMAN DRLG. Co Length Drill Pipe 3782 ft. I.D. Drill Pipe 3.8 In. Tool Joint Size 4 1/2 FH In.

Length Weight Pipe — ft. I.D. Weight Pipe — In. Tool Joint Size — In. Length Drill Collars 282 ft. I.D. Drill Collars 2 7/8 In.

Tool Joint Size 4 1/2 H90 Length D.S.T. Tool 43 ft.

Remarks

RECEIVED
SEP 20 1976

INVOICE SECTION

Open Hole Test	$ 390.00
Straddle Test	$
Jars	$
Selective Zone	$
Safety Joint	$
Misrun	$
Evaluation	$
Packer	$
Circ. Sub.	$
Total	$ 390.00

COMPANY TERMS

Western Testing Co., Inc., shall not be liable for damage of any kind to the property or personnel of the one for whom a test is made or for any loss suffered or sustained directly or indirectly through the use of its equipment, or its statements or opinion concerning the results of any test. Tools lost or damaged in the hole shall be paid at cost by the party for whom the test is made.

All charges subject to 10% interest after 60 days from date of invoice. Any expense incurred for collection will be added to the original amount.

1.80

Test Approved By Robert E. McCann Western Representative Lonnie J. Clay

Signature of Customer or his Authorized Representative

Operator's Time ____ Hrs

Phone 316 262-5861
316 838-0601

WESTERN TESTERS

P. O. Box 1599
WICHITA, KANSAS 67201

GAS FLOW REPORT

No. 662

Date 9-14-76 Ticket 21647 Company McCOY PET.

Well Name and No. EARLY #1 Dst No. 2 Interval Tested 4084-4102

County KINGMAN State KS Sec. 4 Twp. 30 S Rg. 7-W

Time Gauge Pre-Flow	Time Gauge in Min.	P.S.I. on Merla Orifice Well Tester	P.S.I. on Pitot Tester	P.S.I. on Side Static Tester	P.S.I. on U-Tube Tester	Description of Flow
G.T.S.	0 MIN	1" orifice				PRE FLOW
	10 MIN	22 Inches Water				121,800 CFT P.D.
	20	27				134,500 "
	30	29				139,000 "
						SECOND FLOW
	5 MIN	50				183,000 CFT PD
	10 MIN	38				159,000 "
	20 "	34				151,000 "
	30 "	31				143,500 "
	40 "	31				143,500 "
	50 "	30				141,000 "
	60 "	30				141,000 "

GAS BOTTLE

Serial No. _____ Date Bottle Filled _____ Date to be Invoiced _____

Requisition and Provisions for high pressure stainless steel gas bottles. Western Testing Co., Inc. shall not be liable for damage of any kind to property or personnel of the one whom gas bottle is filled or for any loss suffered or sustained directly or indirectly through the use of these bottles. By signing of this ticket showing receipt of a gas testing bottle, the undersigned agrees for himself and as agent for operator, to return this bottle to Western Testing Co., Inc. within thirty (30) days free of charge, or be invoiced in the amount of $75.00 (total charge). Should valve or seal plug be missing or damaged beyond repair, operator shall be invoiced for repairs at our invoiced price.

All charges subject to 1% per month, equal to 12% interest per annum after 30 days from date of invoice. Any expense incurred for collection will be added to the original amount.

COMPANY'S NAME _____

Authorized by _____

FORM WTC 9

WESTERN TESTING CO., INC.
Pressure Data

Date 9-14 Test Ticket No. 21647

Recorder No. 2606 Capacity 4150 Location 4099 Ft.

Clock No. 6799 Elevation 1462 K.B. Well Temperature 129 °F

Point	Pressure		Time Given	Time Computed
A Initial Hydrostatic Mud	2224 P.S.I.	Open Tool	4:23A M	
B First Initial Flow Pressure	73 P.S.I.	First Flow Pressure	30 Mins.	30 Mins.
C First Final Flow Pressure	55 P.S.I.	Initial Closed-in Pressure	45 Mins.	46 Mins.
D Initial Closed-in Pressure	1177 P.S.I.	Second Flow Pressure	60 Mins.	60 Mins.
E Second Initial Flow Pressure	37 P.S.I.	Final Closed-in Pressure	60 Mins.	63 Mins.
F Second Final Flow Pressure	48 P.S.I.			
G Final Closed-in Pressure	1143 P.S.I.			
H Final Hydrostatic Mud	2190 P.S.I.			

PRESSURE BREAKDOWN

First Flow Pressure
Breakdown: 6 Inc.
of 5 mins. and a
final inc. of 0 Min.

Point Mins.	Press.
1 0	73
2 5	52
3 10	50
4 15	52
5 20	52
6 25	54
7 30	55
8 35	
9 40	
10 45	
11 50	
12 55	
13 60	
14	
15	
16	
17	
18	
19	
20	

Initial Shut-In
Breakdown: 15 Inc.
of 3 mins. and a
final inc. of 0 Min.

Point Minutes	Press.
0	55
3	711
6	1000
9	1093
12	1124
15	1138
18	1151
21	1157
24	1161
27	1166
30	1170
33	1172
36	1174
39	1175
42	1176
45	1177
48	
51	
54	
57	
60	

Second Flow Pressure
Breakdown: 12 Inc.
of 5 mins. and a
final inc. of 0 Min.

Point Minutes	Press.
0	37
5	37
10	36
15	37
20	39
25	44
30	44
35	46
40	48
45	"
50	"
55	"
60	48
65	
70	
75	
80	
85	
90	

Final Shut-In
Breakdown: 21 Inc.
of 3 mins. and a
final inc. of 0 Min.

Point Minutes	Press.
0	48
3	572
6	832
9	971
12	1021
15	1050
18	1066
21	1079
24	1087
27	1095
30	1101
33	1108
36	1114
39	1118
42	1124
45	1128
48	1130
51	1132
54	1136
57	1139
60	1141
63	1142

WESTERN TESTERS

Home Office: Wichita, Kansas 67201
P. O. Box 1599 (316) 838-0601

Company McCoy Petroleum Co. Lease & Well No. #1 Early

Elevation 1462 Kelly Bushing Formation Mississippi Effective Pay - Ft. Ticket No. #21647

Date 9-14-76 Sec. 4 Twp. 30S Range 7W County Kingman State Kansas

Test Approved by Robert E. McCann Western Representative Lonnie Cline

Formation Test No. 2 O.K. X Misrun - Interval Tested From 4084' to 4107' Total Depth 4107'

Size Main Hole 77/8 Rat Hole - Conv. X B.T. - Damaged - Yes - No Conv. - B.T. X Damaged - Yes - No

Top Packer Depth 4079 Ft. Size 6 3/4 Bottom Packer Depth 4084 Ft. Size 6 3/4

Straddle - Conv. - B.T. - Damaged - Yes - No Packer Depth - Ft. Size -

Tool Size 5½ OD Tool Joint Size 4½ FH Anchor Length 23 Ft. Size 5½ OD Surface Choke Size 3/4 In. Bottom Choke Size 3/4 In.

RECORDERS Depth 4099 Ft. Clock No. 6799 Depth 4102 Ft. Clock No. 9726

Top Make Kuster Cap. 4150 No. 2606 Inside ~~Outside~~ Bottom Make Kuster Cap. 4000 No. 3351 Inside ~~Outside~~

Below Straddle: Depth - Rec. No. - Clock No. - Inside Outside Depth - Ft. Rec. No. - Clock No. - Inside Outside

Time Set Packer 4:23 A M

Tool Open I.F.P. From 4:25A M. to 4:55A M. - Hr. 30 Min. From (B) 73 P.S.I. To (C) 55 P.S.I.

Tool Closed I.C.I.P. From 4:55A M. to 5:40A M. - Hr. 45 Min (D) 1177 P.S.I.

Tool Open F.F.P. From 5:40A M. to 6:40A M. 1 Hr. - Min. From (E) 37 P.S.I. To (F) 48 P.S.I.

Tool Closed F.C.I.P. From 6:40A M. to 7:40A M. 1 Hr. - Min. (G) 1143 P.S.I.

Initial Hydrostatic Pressure (A) 2224 P.S.I. Final Hydrostatic Pressure (H) 2190 P.S.I. Maximum Temp. 129

INFORMATION

BLOW Gas to surface in 6 minutes. Final reading 144,000.

Did Well Flow - Yes X No Recovery Total Ft. 70' gas cut mud.

Reversed Out - Yes X No Mud Type Impernax & Oil Viscosity 41 Weight 9.8 Water Loss 8.0 cc. Chlorides 50,000 P.P.M.

EXTRA EQUIPMENT: Type Circ. Sub. Pin Safety Joint - Jars: Size - In. Make - Ser. No. -

Dual Packer Yes Did Packers Hold? Yes Did Tool Plug? No Where? -

DRILLING CONTRACTOR Sweetman Drilling Co. Length Drill Pipe? 3782 Ft. I.D. Drill Pipe 3.8 In. Tool Joint Size 4½ FH In.

Length Weight Pipe - Ft. I.D. Weight Pipe - In. Tool Joint Size - In. Length Drill Collars 282 Ft. I.D. Drill Collars 2¼ In.

Tool Joint Size 4½H90 In. Length D.S.T. Tool 43 Ft.

Remarks:

Home Office: Wichita, Kansas 67201
P. O. Box 1599 (316) 838-0601

GAS FLOW REPORT

Date 9-14-76 Ticket #21647 Company McCoy Petroleum Co.

Well Name and No. Early #1 Dst No. 2 Interval Tested 4084' to 4107'

County Kingman State Kansas Sec. 4 Twp. 30S Rg. 7W

Time Gauge Pre-Flow	Time Gauge in Min.	P.S.I. on Merla Orifice Well Tester	P.S.I. on Pitot Tester	P.S.I. on Side Static Tester	P.S.I. on U-Tube Tester	Description of Flow
Gas to surface in 6 minutes. 1" Orifice						**PRE FLOW**
	10 min.	22 inches of water				121,800 C.F.P.D. Gas
	20 min.	27 inches of water				134,500 C.F.P.D. Gas
	30 min.	29 inches of water				139,000 C.F.P.D. Gas
						SECOND FLOW
	5 min.	50 inches of water				183,000 C.F.P.D. Gas
	10 min.	38 inches of water				159,000 C.F.P.D. Gas
	20 min.	34 inches of water				151,000 C.F.P.D. Gas
	30 min.	31 inches of water				143,500 C.F.P.D. Gas
	40 min.	31 inches of water				143,500 C.F.P.D. Gas
	50 min.	30 inches of water				141,000 C.F.P.D. Gas
	60 min.	30 inches of water				141,000 C.F.P.D. Gas

GAS BOTTLE

Serial No. - Date Bottle Filled - Date to be Invoiced -

Requisition and Provisions for high pressure stainless steel gas bottles. Western Testing Co., Inc. shall not be liable for damage of any kind to property or personnel of the one whom gas bottle is filled or for any loss suffered or sustained directly or indirectly through the use of these bottles. By signing of this ticket showing receipt of a gas testing bottle, the undersigned agrees for himself and as agent for operator, to return this bottle to Western Testing Co., Inc. within thirty (30) days free of charge, or be invoiced in the amount of $75.00 (total charge). Should valve or seal plug be missing or damaged beyond repair, operator shall be invoiced for repairs at our invoiced price.

All charges subject to 1% per month, equal to 12% interest per annum after 30 days from date of invoice. Any expense incurred for collection will be added to the original amount.

COMPANY'S NAME _____

Authorized by _____

WESTERN TESTING CO., INC.
Pressure Data

Date 9-14-76 Test Ticket No. #21647

Recorder No. 2606 Capacity 4150 Location 4099 Ft.

Clock No. 6799 Elevation 1462 Kelly Bushing Well Temperature 129 °F

Point	Pressure		Time Given	Time Computed
A Initial Hydrostatic Mud	2224 P.S.I.	Open Tool	4:23A M	
B First Initial Flow Pressure	73 P.S.I.	First Flow Pressure	30 Mins.	30 Mins.
C First Final Flow Pressure	55 P.S.I.	Initial Closed-in Pressure	45 Mins.	46 Mins.
D Initial Closed-in Pressure	1177 P.S.I.	Second Flow Pressure	60 Mins.	60 Mins.
E Second Initial Flow Pressure	37 P.S.I.	Final Closed-in Pressure	60 Mins.	63 Mins.
F Second Final Flow Pressure	48 P.S.I.			
G Final Closed-in Pressure	1143 P.S.I.			
H Final Hydrostatic Mud	2190 P.S.I.			

PRESSURE BREAKDOWN

First Flow Pressure

Breakdown: 6 Inc. of 5 mins. and a final inc. of 0 Min.

Point Mins.	Press.
P 1 0	73
P 2 5	52
P 3 10	50
P 4 15	52
P 5 20	52
P 6 25	54
P 7 30	55
P 8	
P 9	
P10	
P11	
P12	
P13	
P14	
P15	
P16	
P17	
P18	
P19	
P20	

Initial Shut-In

Breakdown: 15 Inc. of 3 mins. and a final inc. of 0 Min.

Point Minutes	Press.
0	55
3	711
6	1000
9	1093
12	1124
15	1138
18	1151
21	1157
24	1161
27	11-6
30	1170
33	1172
36	1174
39	1175
42	1176
45	1177

Second Flow Pressure

Breakdown: 12 Inc. of 5 mins. and a final inc. of 0 Min.

Point Minutes	Press.
0	37
5	37
10	36
15	37
20	39
25	44
30	44
35	46
40	48
45	48
50	48
55	48
60	48

Final Shut-In

Breakdown: 21 Inc. of 3 mins. and a final inc. of 0 Min.

Point Minutes	Press.
0	48
3	572
6	832
9	971
12	1021
15	1050
18	1066
21	1079
24	1087
27	1095
30	1101
33	1108
36	1114
39	1118
42	1124
45	1128
48	1130
51	1132
54	1136
57	1139
60	1141


#21647
I
A
H
G
D
F
E
C
B

WESTERN TESTERS

P. O. BOX 793 PHONE 793-7903
GREAT BEND, KANSAS

WESTERN TESTING CO., INC.
FORMATION TESTING

TICKET 21648

Formation Miss. Elevation 1462 KB Eff. Pay _____ Ft.

District Pratt Date Sept. 14 Customer Order No. _____

COMPANY NAME McCoy Petroleum Company

ADDRESS 816 Vickers-KSB&T Building Wichita Ks.

LEASE AND WELL NO. #1 Early COUNTY Kingman STATE Ks. Sec. 4 Twp. 30S Rge. 7W

Mail Inv. To same (Co. Name) (Address) No. Copies Requested usual

Mail Charts To same (Address) No. Copies Requested usual

Formation Test No. #3 O.K. X Misrun — Interval Tested From 4110' to 4140' Total Depth 4140'

Size Main Hole 7 7/8 Rat Hole — Conv. X B.T. Damaged Yes X No Conv. B.T. X Damaged Yes X No

Top Packer Depth 4105 Ft. Size 6 3/4 Bottom Packer Depth 4110 Ft. Size 6 3/4

Straddle — Conv. — B.T. — Damaged — Yes — No Packer Depth — Ft. Size —

Tool Size 5 1/2 OD Tool Joint Size 4 1/2 FH Anchor Length 30 Ft. Size 5 1/2 OD Surface Choke Size 3/4 In. Bottom Choke Size 3/4 In.

RECORDERS Depth 4132 Ft. Clock No 6799 Depth 4135 Ft. Clock No. 9726

Top Make Kuster Cap. 4150 No. 2606 ~~Inside~~ Outside Bottom Make Kuster Cap. 4000 No. 3351 ~~Inside~~ Outside

Below Straddle: Depth — Rec. No. — Clock No. — Inside Outside Depth — Ft. Rec. No. — Clock No. — Inside Outside

Time Set Packer 8:53 P M

Tool Open I.F.P. From	8:55 M.	to	9:25 M.	Hr. 30	Min. From (B)	41 44	P.S.I. To (C) 52 47 P.S.I.
Tool Closed I.C.I.P. From	9:25 M.	to	10:10 M.	Hr. 45	Min. (D)	800 812	P.S.I.
Tool Open F.F.P. From	10:10 M.	to	11:10 M.	1 Hr.	Min. From (E)	52 58	P.S.I. To (F) 62 69 P.S.I.
Tool Closed F.C.I.P. From	11:10 M.	to	12:10 M.	1 Hr.	Min. (G)	945 948	P.S.I.

Initial Hydrostatic Pressure (A) 2188 2240 P.S.I. Final Hydrostatic Pressure (H) 2188 2222 P.S.I. Maximum Temp. 130

INFORMATION

BLOW Good blow throughout test

Did Well Flow — Yes X No Recovery Total Ft. 40' gas cut mud 55' oil & gas cut mud 5' mdy. oil 1700' gas in pipe

Reversed Out — Yes X No Mud Type Imperner Viscosity 54 Weight 9.5 Water Loss 12.0 cc. Chlorides 43000

EXTRA EQUIPMENT: Type Circ. Sub. pin Safety Joint — Jars: Size — In. Make — Ser. No. —

Dual Packers yes Did Packers Hold? yes Did Tool Plug? no Where? —

DRILLING CONTRACTOR Sweetman Drilling Length Drill Pipe 3808 ft. I.D. Drill Pipe 3.8 In. Tool Joint Size 4 1/2 FH

Length Weight Pipe — ft. I.D. Weight Pipe — In. Tool Joint Size — In. Length Drill Collars 282 ft. I.D. Drill Collars 2 1/4 In.

Tool Joint Size 4 1/2 H90 Length D.S.T. Tool 50 ft.

Remarks

RECEIVED
SEP 20 1976

INVOICE SECTION

Open Hole Test	$390.00
Straddle Test	$
Jars	$
Selective Zone	$
Safety Joint	$
Misrun	$
Evaluation	$
Packer	$
Circ. Sub.	$
	$
Total	$390.00

COMPANY TERMS

Western Testing Co., Inc., shall not be liable for damage of any kind to the property or personnel of the one for whom a test is made or for any loss suffered or sustained directly or indirectly through the use of its equipment, or its statements or opinion concerning the results of any test. Tools lost or damaged in the hole shall be paid at cost by the party for whom the test is made.

All charges subject to 10% interest after 60 days from date of invoice. Any expense incurred for collection will be added to the original amount.

7.80

Test Approved By Robert E. McCann (Signature of Customer or his Authorized Representative) Western Representative Lonnie J. Olin

Operator's Time _____ Hrs

WESTERN TESTING CO., INC.
Pressure Data

Date 9-14 Test Ticket No. 21648

Recorder No. 2606 Capacity 4150. Location 4132 Ft.

Clock No. 6799 Elevation 1462 K.B. Well Temperature 130 °F

Point	Pressure		Time Given	Time Computed
A Initial Hydrostatic Mud	2240 P.S.I.	Open Tool	8:53 P M	
B First Initial Flow Pressure	44 P.S.I.	First Flow Pressure	30 Mins.	30 Mins.
C First Final Flow Pressure	47 P.S.I.	Initial Closed-in Pressure	45 Mins.	45 Mins.
D Initial Closed-in Pressure	812 P.S.I.	Second Flow Pressure	60 Mins.	60 Mins.
E Second Initial Flow Pressure	50 P.S.I.	Final Closed-in Pressure	60 Mins.	60 Mins.
F Second Final Flow Pressure	69 P.S.I.			
G Final Closed-in Pressure	948 P.S.I.			
H Final Hydrostatic Mud	2222 P.S.I.			

PRESSURE BREAKDOWN

First Flow Pressure
Breakdown: 6 Inc.
of 5 mins. and a
final inc. of 0 Min.

Point Mins.	Press.
1 0	44
2 5	35
3 10	38
4 15	42
5 20	44
6 25	46
7 30	47
8 35	
9 40	
0 45	
1 50	
2 55	
3 60	
4	
5	
6	
7	
8	
9	
0	

Initial Shut-In
Breakdown: 15 Inc.
of 3 mins. and a
final inc. of 0 Min.

Point Minutes	Press.
0	47
3	98
6	179
9	254
12	331
15	408
18	475
21	533
24	589
27	635
30	676
33	709
36	742
39	770
42	794
45	812
48	
51	
54	
57	
60	

Second Flow Pressure
Breakdown: 12 Inc.
of 5 mins. and a
final inc. of 0 Min.

Point Minutes	Press.
0	50
5	50
10	52
15	54
20	55
25	56
30	57
35	58
40	60
45	61
50	63
55	67
60	69
65	
70	
75	
80	
85	
90	

Final Shut-In
Breakdown: 20 Inc.
of 3 mins. and a
final inc. of 0 Min.

Point Minutes	Press.
0	69
3	114
6	193
9	270
12	350
15	423
18	492
21	552
24	604
27	647
30	688
33	724
36	757
39	790
42	814
45	842
48	865
51	888
54	911
57	929
60	948

Home Office: Wichita, Kansas 67201
P. O. Box 1599 (316) 838-0601

Company McCoy Petroleum Co. Lease & Well No. #1 Early

Elevation 1462 Kelly Bushing Formation Mississippi Effective Pay - Ft. Ticket No. #21648

Date 9-14-76 Sec. 4 Twp. 30S Range 7W County Kingman State Kansas

Test Approved by Robert E. McCann Western Representative Lonnie Cline

Formation Test No. 3 O.K. X Misrun - Interval Tested From 4110' to 4140' Total Depth 4140'

Size Main Hole 7 7/8 Rat Hole - Conv. X B.T. - Damaged - Yes X No Conv. - B.T. X Damaged - Yes X No

Top Packer Depth 4105 Ft. Size 6 3/4 Bottom Packer Depth 4110 Ft. Size 6 3/4

Straddle - Conv. - B.T. - Damaged - Yes - No Packer Depth - Ft. Size -

Tool Size 5½ OD Tool Joint Size 4½ FH Anchor Length 30 Ft. Size 5½ OD Surface Choke Size 3/4 In. Bottom Choke Size 3/4 In.

RECORDERS Depth 4132 Ft. Clock No. 6799 Depth 4135 Ft. Clock No. 9726

Top Make Kuster Cap. 4150 No. 2606 Inside ~~Outside~~ Bottom Make Kuster Cap. 4000 No. 3351 ~~Inside~~ Outside

Below Straddle: Depth - Rec. No. - Clock No. - Inside Outside Depth - Ft. Rec. No. - Clock No. - Inside Outside

Time Set Packer 8:53 P M

Tool Open I.F.P. From 8:55 P M. to 9:25P M. - Hr. 30 Min. From (B) 44 P.S.I. To (C) 47 P.S.I.

Tool Closed I.C.I.P. From 9:25P M. to 10:10P M. - Hr. 45 Min (D) 812 P.S.I.

Tool Open F.F.P. From 10:10P M. to 11:10P M. 1 Hr. - Min. From (E) 50 P.S.I. To (F) 69 P.S.I.

Tool Closed F.C.I.P. From 11:10P M. to 12:10A M. 1 Hr. Min. (G) 948 P.S.I.

Initial Hydrostatic Pressure (A) 2240 P.S.I. Final Hydrostatic Pressure (H) 2222 P.S.I. Maximum Temp. 130

INFORMATION

BLOW Good blow throughout test.

Did Well Flow - Yes X No Recovery Total Ft. 40' gas cut mud. 55' oil & gas cut mud. 5' muddy oil. 1700' gas in pipe.

Reversed Out - Yes X No Mud Type Imperney & Oil 54 Viscosity Weight 9.5 Water Loss 12.0 cc. Chlorides 43000 P.P.M.

EXTRA EQUIPMENT: Type Circ. Sub. Pin Safety Joint - Jars: Size - In. Make - Ser. No. -

Dual Packer Yes Did Packers Hold? Yes Did Tool Plug? No Where? -

DRILLING CONTRACTOR Sweetman Drilling Length Drill Pipe? 3808 Ft. I.D. Drill Pipe 3.8 In. Tool Joint Size 4½ FH In.

Length Weight Pipe - Ft. I.D. Weight Pipe - In. Tool Joint Size - In. Length Drill Collars 282 Ft. I.D. Drill Collars 2¼ In.

Tool Joint Size 4½ H90 In. Length D.S.T. Tool 50 Ft.

Remarks:

WESTERN TESTING CO., INC.
Pressure Data

Date 9-14-76 Test Ticket No. #21648

Recorder No. 2606 Capacity 4150 Location 4132 Ft.

Clock No. 6799 Elevation 1462 Kelly Bushing Well Temperature 130 °F

Point		Pressure			Time Given		Time Computed	
A	Initial Hydrostatic Mud	2240	P.S.I.	Open Tool	8:53 P	M		
B	First Initial Flow Pressure	44	P.S.I.	First Flow Pressure	30	Mins.	30	Mins.
C	First Final Flow Pressure	47	P.S.I.	Initial Closed-in Pressure	45	Mins.	45	Mins.
D	Initial Closed-in Pressure	812	P.S.I.	Second Flow Pressure	60	Mins.	60	Mins.
E	Second Initial Flow Pressure	50	P.S.I.	Final Closed-in Pressure	60	Mins.	60	Mins.
F	Second Final Flow Pressure	69	P.S.I.					
G	Final Closed-in Pressure	948	P.S.I.					
H	Final Hydrostatic Mud	2222	P.S.I.					

PRESSURE BREAKDOWN

First Flow Pressure
Breakdown: 6 Inc. of 5 mins. and a final inc. of 0 Min.

Initial Shut-In
Breakdown: 15 Inc. of 3 mins. and a final inc. of 0 Min.

Second Flow Pressure
Breakdown: 12 Inc. of 5 mins. and a final inc. of 0 Min.

Final Shut-In
Breakdown: 20 Inc. of 3 mins. and a final inc. of 0 Min.

Point	First Flow Pressure Mins.	Press.	Initial Shut-In Point Minutes	Press.	Second Flow Pressure Minutes	Press.	Final Shut-In Minutes	Press.
P 1	0	44	0	47	0	50	0	69
P 2	5	35	3	98	5	50	3	114
P 3	10	38	6	179	10	52	6	193
P 4	15	42	9	254	15	54	9	270
P 5	20	44	12	331	20	55	12	350
P 6	25	46	15	408	25	56	15	423
P 7	30	47	18	475	30	57	18	492
P 8			21	533	35	58	21	552
P 9			24	589	40	60	24	604
P10			27	635	45	61	27	647
P11			30	676	50	63	30	688
P12			33	709	55	67	33	724
P13			36	742	60	69	36	757
P14			39	770			39	790
P15			42	794			42	814
P16			45	812			45	842
P17							48	865
P18							51	888
P19							54	911
P20							57	929
							60	948


TK1 # 21648
I
A
H
G
D
F
E
C
B