

**Mercury Injection Capillary Pressure
Flowers A-1 Well
Hugoton Gas Field**

prepared for

**Anadarko Petroleum Corp.
The Woodlands, Texas**

September, 2002



11767 Katy Freeway, Suite 320
Houston, Texas 77079
Tel: 281/558-3996 Fax: 281/558-3998

September 13, 2002

Mr. Chris Sembritzky
Anadarko Petroleum Corp.
1201 Lake Robbins Drive
The Woodlands, Texas 77380

Dear Chris,

PetroTech Associates has completed high pressure mercury injection capillary pressure testing of fifteen (15) conventional core samples from the Anadarko Flowers A - 1 well, Hugoton Gas Field. The samples consisted of plugs (one inch diameter by approximately one inch in length) that represent various formations penetrated in the well between the depths of 2801 and 2996 feet. Presented in this report, in tabular and graphical format, are the results of the mercury injection testing. The data are also provided on computer disk (Excel format).

During capillary pressure testing, the volume of mercury injected was monitored at 118 pressure points from 1.64 to 59,500 psia. These data were then corrected for closure (i.e., mercury conformance to the sample surface). The samples from 2953 and 2954 feet contained vugular pores that intersected the plug surface and, as a result, no closure correction was made. A table of the data and separate plots of cumulative bulk volume and wetting phase saturation versus capillary pressure, as well as the incremental pore aperture size distribution, are included for each sample. A composite plot of the drainage data and a series of "thumbnail" pore aperture size distribution plots are provided as an aid when comparing samples.


The porosity and permeability values from conventional core analysis and those derived from the capillary pressure data are contained in Table 1. There is, on average, approximately a 0.4 p.u. difference in the porosities from the two data sets. The largest difference occurs in the sample from 2954 feet that contained large vugs. The lower mercury value (17.8% vs. 19.6%) suggests that mercury occupied a portion of the surface vugs while the sample holder was being filled, leaving a lower pore volume for intrusion during the analysis. There is a wide range in both porosity and permeability in this sample set.

The capillary pressure data show that the pore structures have unimodal intrusion profiles; however, the pore aperture distributions tend to be somewhat broad (occasionally having tails toward smaller apertures). This implies that there is some heterogeneity in the group of apertures accessing the bulk of the pore volume. Median aperture size ranges from 0.02 microns to 24 microns (diameter) leading to the wide range in permeability. The drainage curve composite plot shows that the samples group

into four basic rock types. The two vuggy samples and the two other permeable samples comprise the first two groups, followed by the six samples with entry pressures between about 60 and 200 psia. The last group contains the tightest samples and the high entry pressures (most above 1000 psia) indicate these rocks represent good quality (Type A) seals.

PetroTech has assigned project code PA – 842 to this study. We appreciate the opportunity to provide these services. Please contact us with any comments or questions regarding the data or analytical procedures.

Sincerely,

A handwritten signature in black ink, appearing to be 'George Bolger', with a long horizontal flourish extending to the right.

George Bolger

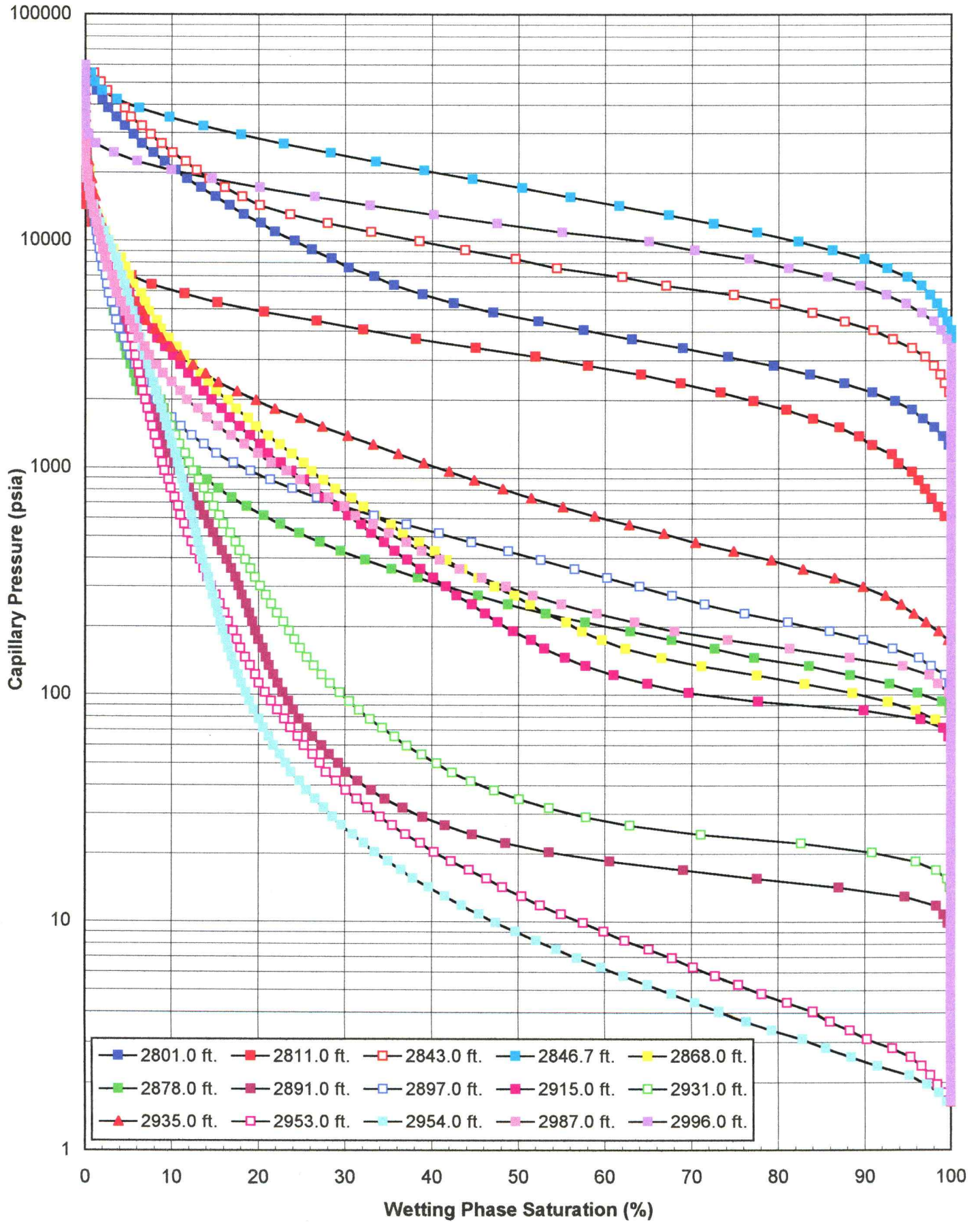
TABLE 1
Anadarko Flowers A - 1 Well

Sample Depth (ft)	Core Analysis		Mercury Derived		Median Aperture	Pore Distribution
	Porosity (%)	Perm (air) (md)	Porosity (%)	Perm (air) (md)		
2801.0	7.0	0.018	7.6	0.003	0.046	unimodal (broad)
2811.0	3.9	0.0075	3.5	0.002	0.067	unimodal
2843.0	8.8	0.0080	9.5	0.002	0.026	unimodal
2846.7	2.6	0.0022	3.2	-	0.012	unimodal broad
2868.0	5.9	0.096	5.6	0.323	0.798	unimodal sharp (tail)
2878.0	11.3	0.652	11.1	0.76	0.873	unimodal broad
2891.0	13.7	53.2	13.4	59.4	9.870	unimodal sharp
2897.0	13.2	0.484	13.2	0.402	0.511	unimodal broad
2915.0	8.7	0.408	8.3	0.949	1.149	unimodal sharp
2931.0	14.9	25.0	14.6	31.1	6.110	unimodal sharp
2935.0	7.1	0.063	6.9	0.056	0.278	unimodal broad
2953.0	16.6	397.	16.4	259.0	16.200	unimodal broad
2954.0	19.6	2670.	17.8	537.0	23.900	unimodal sharp
2987.0	9.7	0.239	9.7	0.46	0.742	unimodal sharp (tail)
2996.0	0.9	0.0020	0.6	-	0.019	unimodal sharp

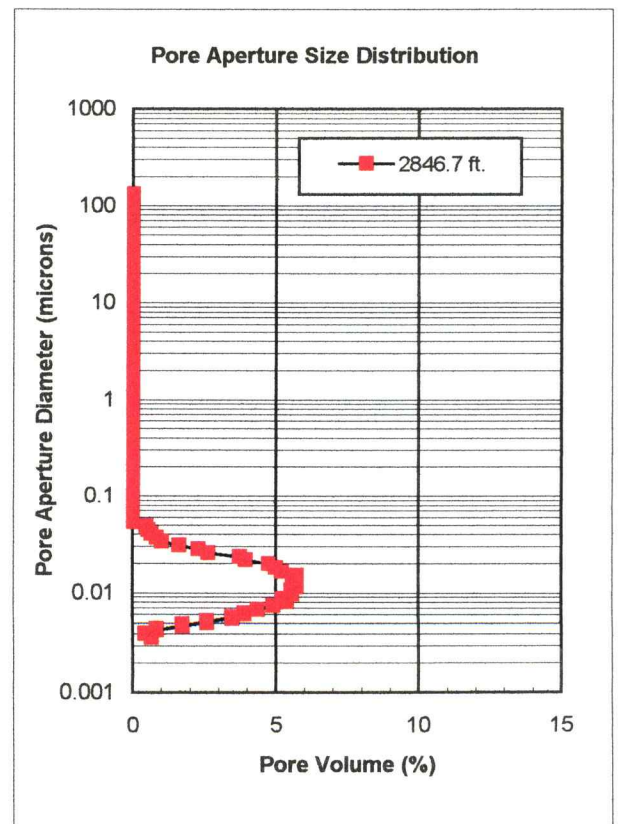
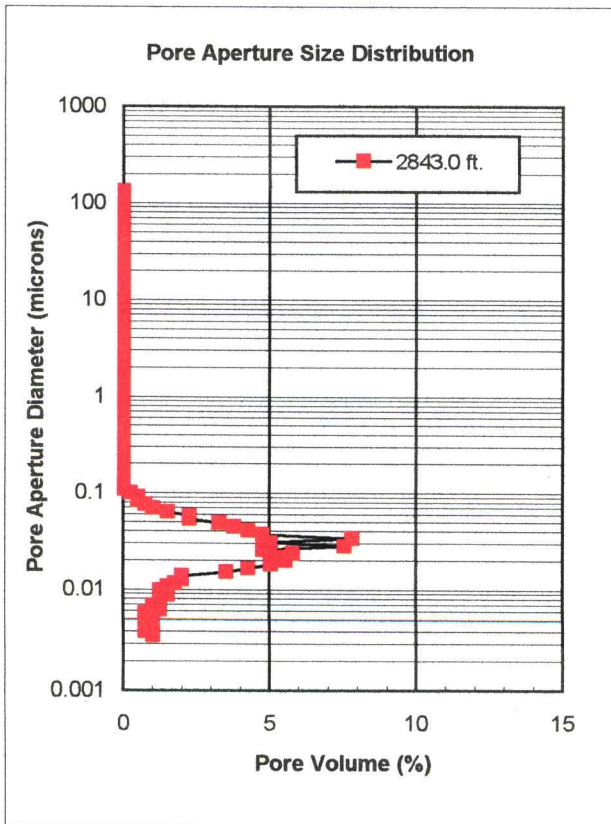
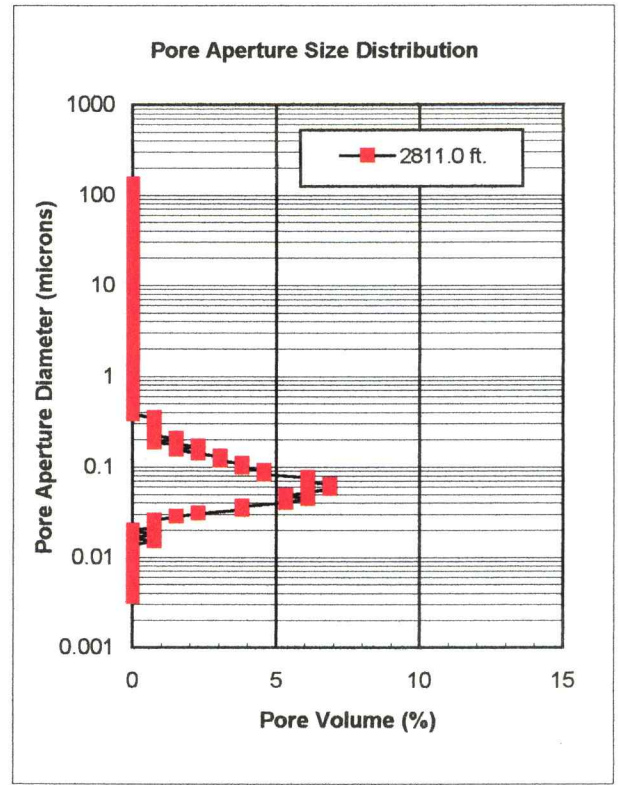
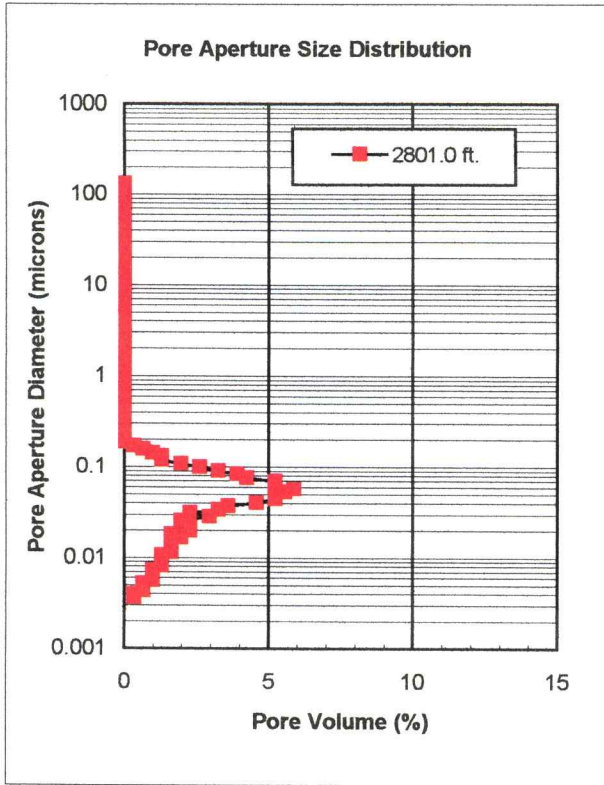
aperture diameter in microns

Flowers A-1 Well

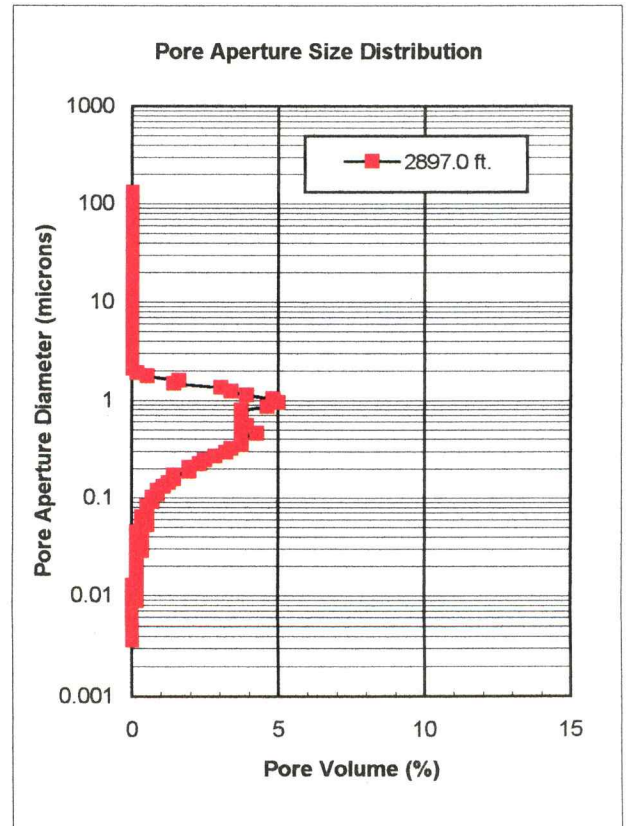
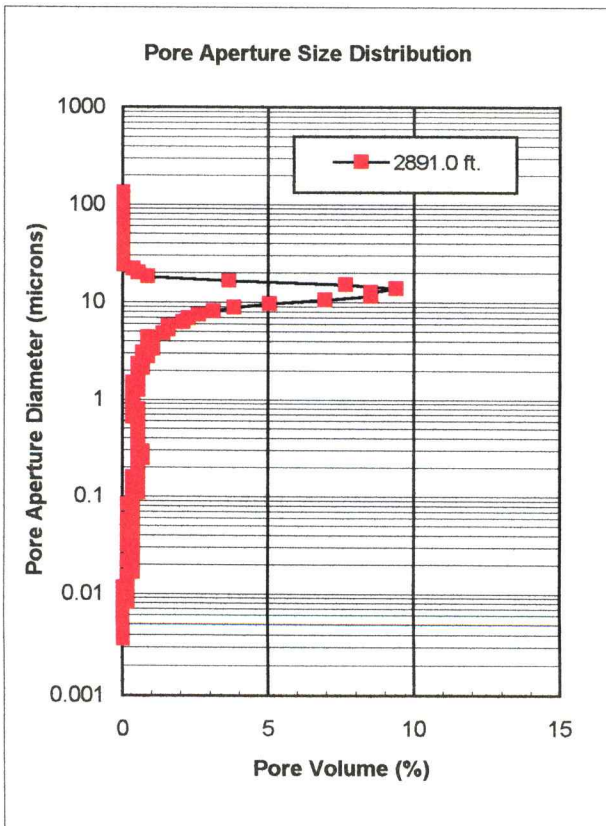
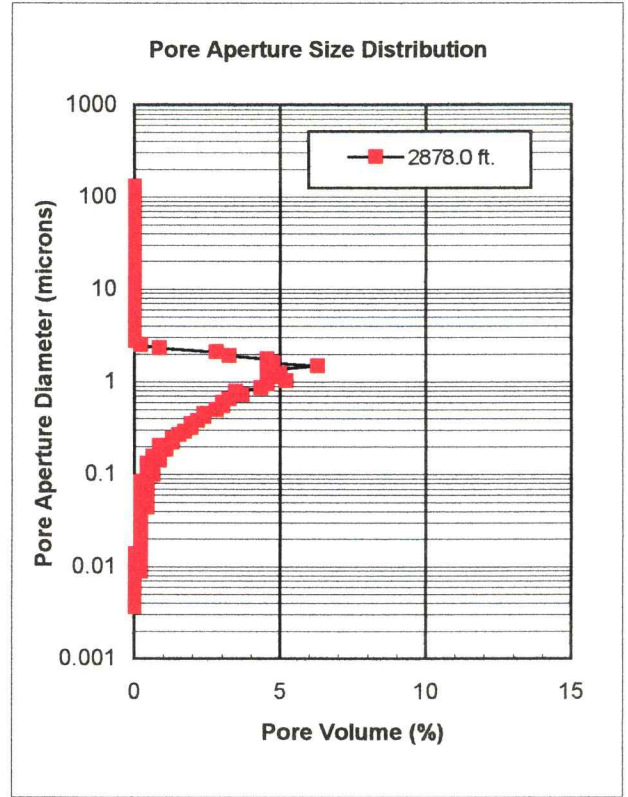
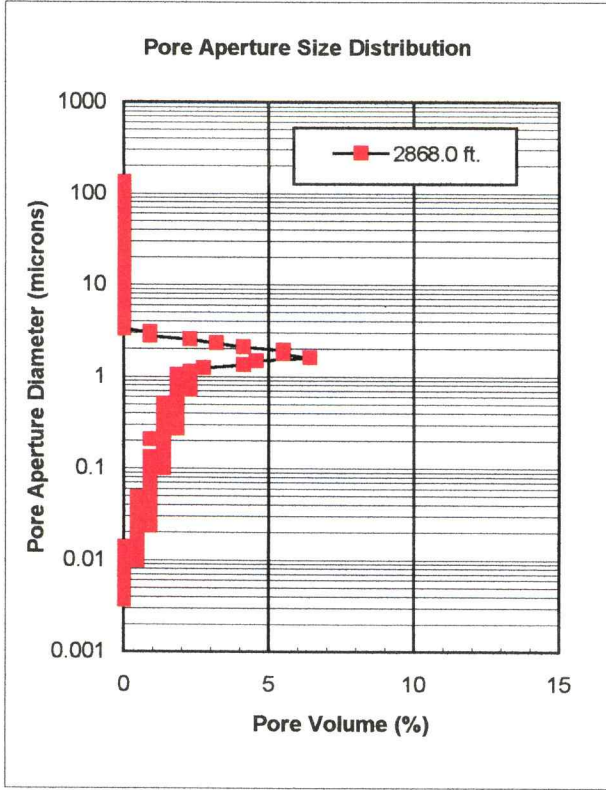
Mercury Injection Capillary Pressure (Pore Volume)



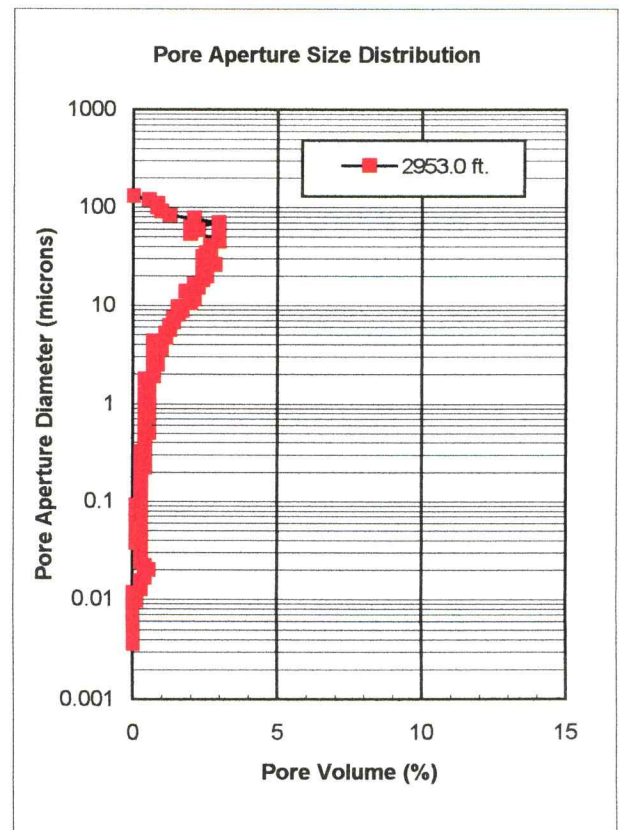
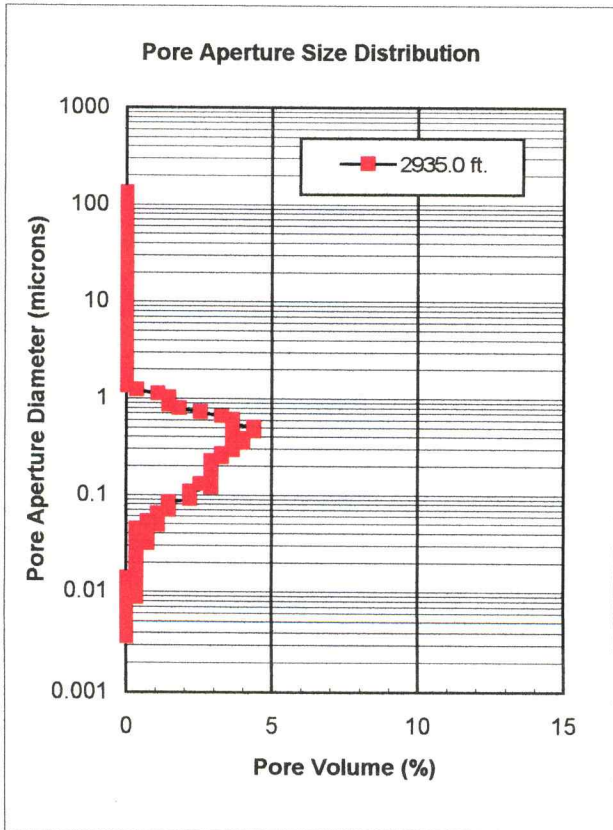
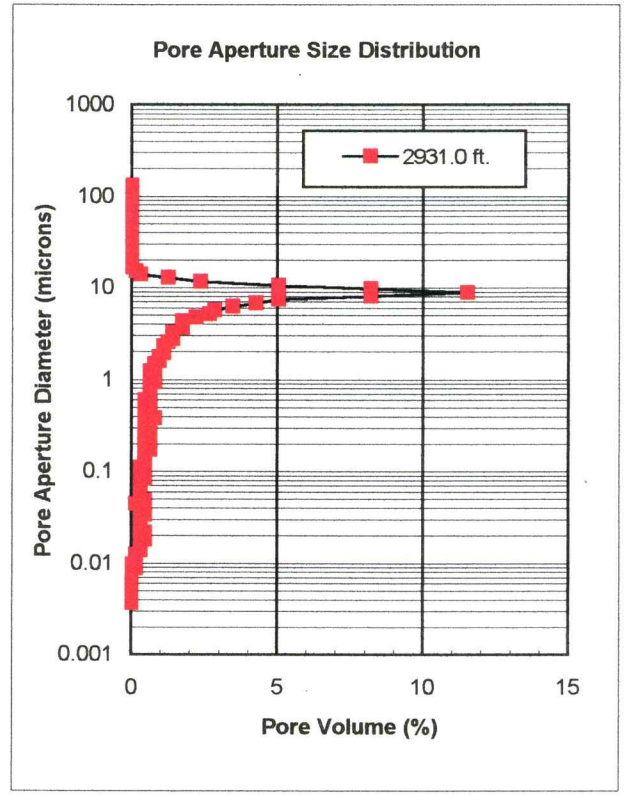
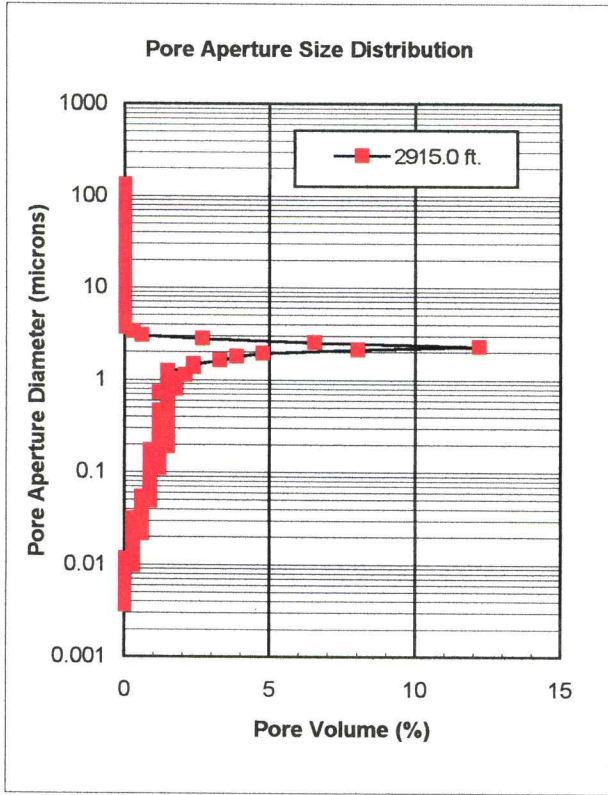
Flowers A-1 Well



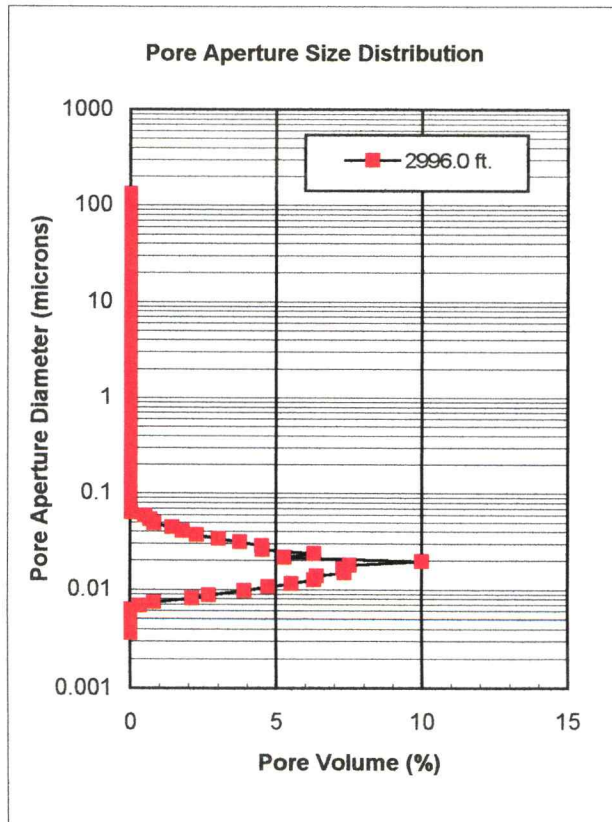
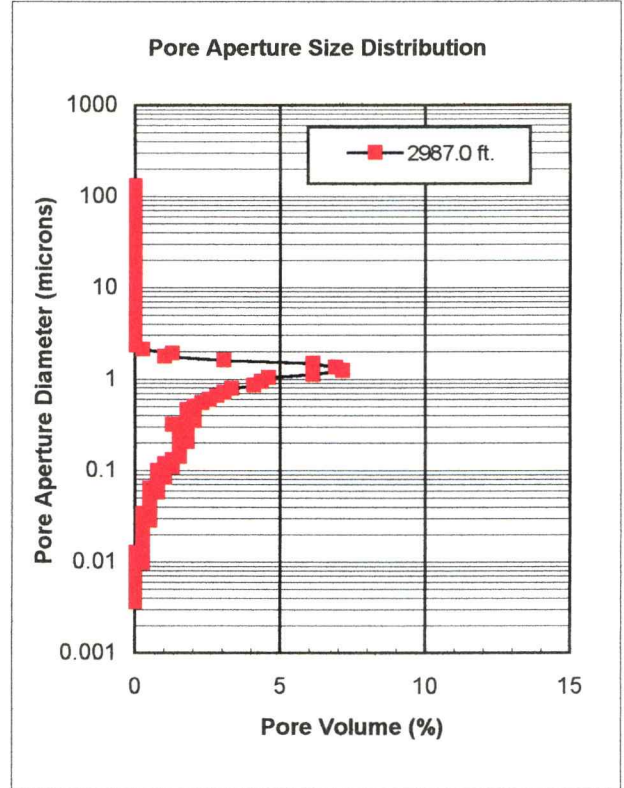
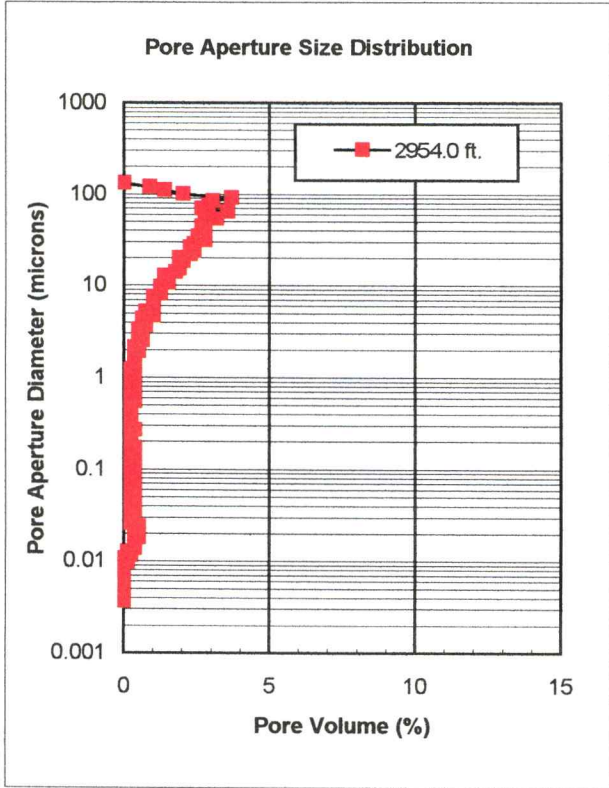
Flowers A-1 Well



Flowers A-1 Well



Flowers A-1 Well



Mercury Injection Capillary Pressure

Flowers A-1 : 2,801.0 feet

File 002-779

Sample Information	
Bulk Volume = 12.3328 cc	Porosity = 7.59% (mercury)
Pore Volume = 0.9363 cc	Permeability = 0.0029 md (mercury)
Closure = 0.47%BV @ 1150 psia	Median Pore Aperture = 0.0462 microns

Capillary Pressure (psia)	Pore Aperture Diameter (microns)	Cumulative Bulk Vol. (%)	Wetting Phase Saturation (%)	Incremental Wetting Phase Change (%)	Saturation Change per psia
1.64	130	0.00	100.0	0.00	0.0000
1.80	119	0.02	100.0	0.00	0.0000
1.96	109	0.05	100.0	0.00	0.0000
2.15	99.2	0.05	100.0	0.00	0.0000
2.35	90.8	0.07	100.0	0.00	0.0000
2.57	83.0	0.07	100.0	0.00	0.0000
2.81	75.9	0.10	100.0	0.00	0.0000
3.08	69.3	0.10	100.0	0.00	0.0000
3.37	63.3	0.12	100.0	0.00	0.0000
3.68	58.0	0.12	100.0	0.00	0.0000
4.03	52.9	0.12	100.0	0.00	0.0000
4.41	48.4	0.15	100.0	0.00	0.0000
4.82	44.3	0.15	100.0	0.00	0.0000
5.27	40.5	0.15	100.0	0.00	0.0000
5.77	37.0	0.15	100.0	0.00	0.0000
6.31	33.8	0.15	100.0	0.00	0.0000
6.90	30.9	0.15	100.0	0.00	0.0000
7.55	28.3	0.15	100.0	0.00	0.0000
8.26	25.8	0.17	100.0	0.00	0.0000
9.04	23.6	0.17	100.0	0.00	0.0000
9.89	21.6	0.17	100.0	0.00	0.0000
10.8	19.8	0.17	100.0	0.00	0.0000
11.8	18.1	0.17	100.0	0.00	0.0000
12.9	16.5	0.17	100.0	0.00	0.0000
14.2	15.0	0.17	100.0	0.00	0.0000
15.5	13.8	0.17	100.0	0.00	0.0000
16.9	12.6	0.17	100.0	0.00	0.0000
18.5	11.5	0.20	100.0	0.00	0.0000
20.3	10.5	0.20	100.0	0.00	0.0000
22.2	9.61	0.20	100.0	0.00	0.0000
24.3	8.78	0.20	100.0	0.00	0.0000
26.6	8.02	0.20	100.0	0.00	0.0000
29.0	7.36	0.22	100.0	0.00	0.0000
31.8	6.71	0.22	100.0	0.00	0.0000
34.8	6.13	0.22	100.0	0.00	0.0000
38.0	5.61	0.22	100.0	0.00	0.0000

Mercury Injection Capillary Pressure

Flowers A-1 : 2,801.0 feet
File 002-779

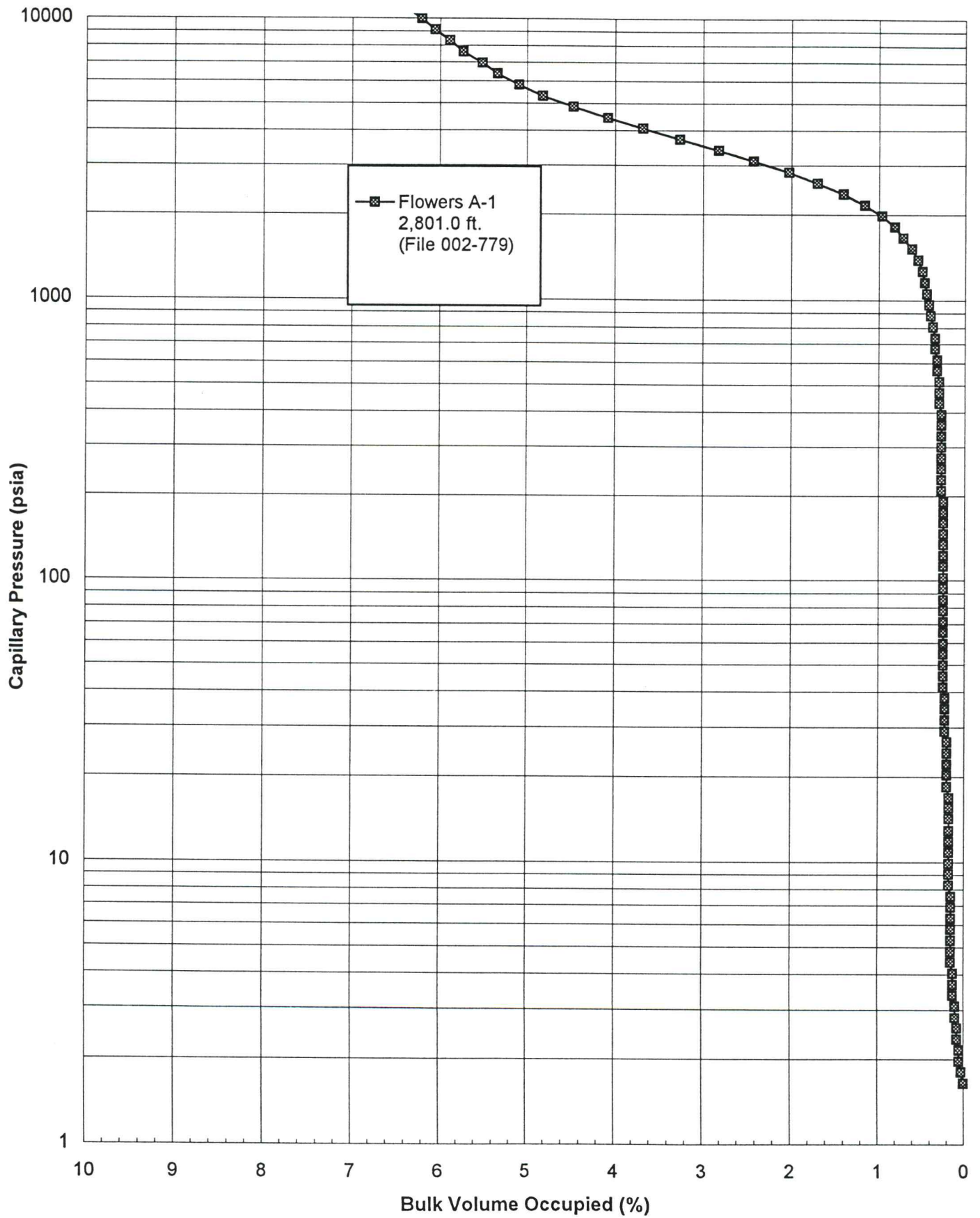
Capillary Pressure (psia)	Pore Aperture Diameter (microns)	Cumulative Bulk Vol. (%)	Wetting Phase Saturation (%)	Incremental Wetting Phase Change (%)	Saturation Change per psia
41.6	5.13	0.25	100.0	0.00	0.0000
45.5	4.69	0.25	100.0	0.00	0.0000
49.8	4.28	0.25	100.0	0.00	0.0000
54.5	3.91	0.25	100.0	0.00	0.0000
59.6	3.58	0.25	100.0	0.00	0.0000
65.2	3.27	0.25	100.0	0.00	0.0000
71.3	2.99	0.25	100.0	0.00	0.0000
78.0	2.73	0.25	100.0	0.00	0.0000
85.3	2.50	0.25	100.0	0.00	0.0000
93.4	2.28	0.25	100.0	0.00	0.0000
102	2.09	0.25	100.0	0.00	0.0000
112	1.90	0.25	100.0	0.00	0.0000
122	1.75	0.25	100.0	0.00	0.0000
134	1.59	0.25	100.0	0.00	0.0000
146	1.46	0.25	100.0	0.00	0.0000
160	1.33	0.25	100.0	0.00	0.0000
175	1.22	0.25	100.0	0.00	0.0000
191	1.12	0.25	100.0	0.00	0.0000
209	1.02	0.27	100.0	0.00	0.0000
229	0.932	0.27	100.0	0.00	0.0000
251	0.850	0.27	100.0	0.00	0.0000
274	0.779	0.27	100.0	0.00	0.0000
300	0.711	0.27	100.0	0.00	0.0000
328	0.650	0.27	100.0	0.00	0.0000
359	0.594	0.27	100.0	0.00	0.0000
393	0.543	0.27	100.0	0.00	0.0000
430	0.496	0.30	100.0	0.00	0.0000
470	0.454	0.30	100.0	0.00	0.0000
514	0.415	0.30	100.0	0.00	0.0000
563	0.379	0.32	100.0	0.00	0.0000
615	0.347	0.32	100.0	0.00	0.0000
673	0.317	0.35	100.0	0.00	0.0000
736	0.290	0.35	100.0	0.00	0.0000
806	0.265	0.37	100.0	0.00	0.0000
881	0.242	0.40	100.0	0.00	0.0000
964	0.221	0.42	100.0	0.00	0.0000
1050	0.203	0.45	100.0	0.00	0.0000
1150	0.186	0.47	100.0	0.00	0.0000
1260	0.169	0.49	99.7	0.33	0.0030
1380	0.155	0.54	99.0	0.65	0.0054
1510	0.141	0.62	98.0	0.98	0.0075
1650	0.129	0.72	96.7	1.31	0.0093

Mercury Injection Capillary Pressure

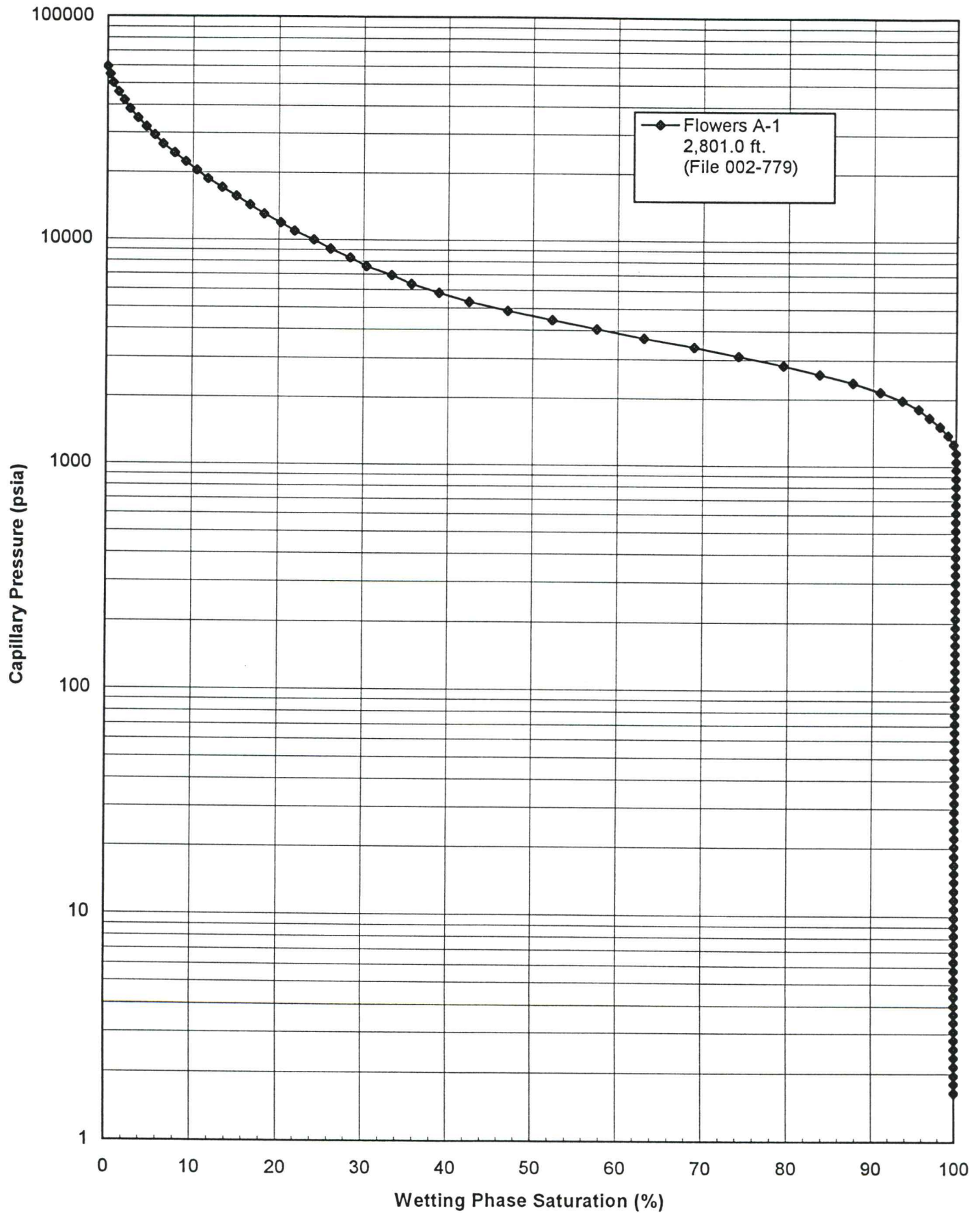
Flowers A-1 : 2,801.0 feet
File 002-779

Capillary Pressure (psia)	Pore Aperture Diameter (microns)	Cumulative Bulk Vol. (%)	Wetting Phase Saturation (%)	Incremental Wetting Phase Change (%)	Saturation Change per psia
1810	0.1179	0.82	95.4	1.31	0.0082
1980	0.1077	0.96	93.5	1.96	0.0115
2160	0.0988	1.16	90.8	2.61	0.0145
2370	0.0900	1.41	87.6	3.27	0.0156
2590	0.0824	1.71	83.7	3.92	0.0178
2830	0.0754	2.03	79.4	4.25	0.0177
3100	0.0688	2.42	74.2	5.23	0.0194
3390	0.0629	2.82	69.0	5.23	0.0180
3710	0.0575	3.26	63.1	5.88	0.0184
4060	0.0525	3.68	57.5	5.56	0.0159
4440	0.0480	4.08	52.3	5.23	0.0138
4850	0.0440	4.48	47.1	5.23	0.0128
5310	0.0402	4.82	42.5	4.58	0.0099
5810	0.0367	5.09	38.9	3.59	0.0072
6360	0.0335	5.34	35.6	3.27	0.0059
6950	0.0307	5.51	33.3	2.29	0.0039
7610	0.0280	5.74	30.4	2.94	0.0045
8320	0.0256	5.89	28.4	1.96	0.0028
9100	0.0234	6.06	26.1	2.29	0.0029
9960	0.0214	6.21	24.2	1.96	0.0023
10900	0.0196	6.38	21.9	2.29	0.0024
11900	0.0179	6.50	20.3	1.63	0.0016
13000	0.0164	6.65	18.3	1.96	0.0018
14300	0.0149	6.78	16.7	1.63	0.0013
15600	0.0137	6.90	15.0	1.63	0.0013
17100	0.0125	7.02	13.4	1.63	0.0011
18700	0.0114	7.15	11.8	1.63	0.0010
20400	0.0105	7.25	10.5	1.31	0.0008
22300	0.0096	7.34	9.2	1.31	0.0007
24400	0.0087	7.44	7.8	1.31	0.0006
26700	0.0080	7.54	6.5	1.31	0.0006
29300	0.0073	7.62	5.6	0.98	0.0004
32000	0.0067	7.69	4.6	0.98	0.0004
35000	0.0061	7.76	3.6	0.98	0.0003
38300	0.0056	7.84	2.6	0.98	0.0003
41900	0.0051	7.89	2.0	0.65	0.0002
45800	0.0047	7.94	1.3	0.65	0.0002
50100	0.0043	7.99	0.7	0.65	0.0002
54800	0.0039	8.01	0.3	0.33	0.0001
59500	0.0036	8.04	0.0	0.33	0.0001

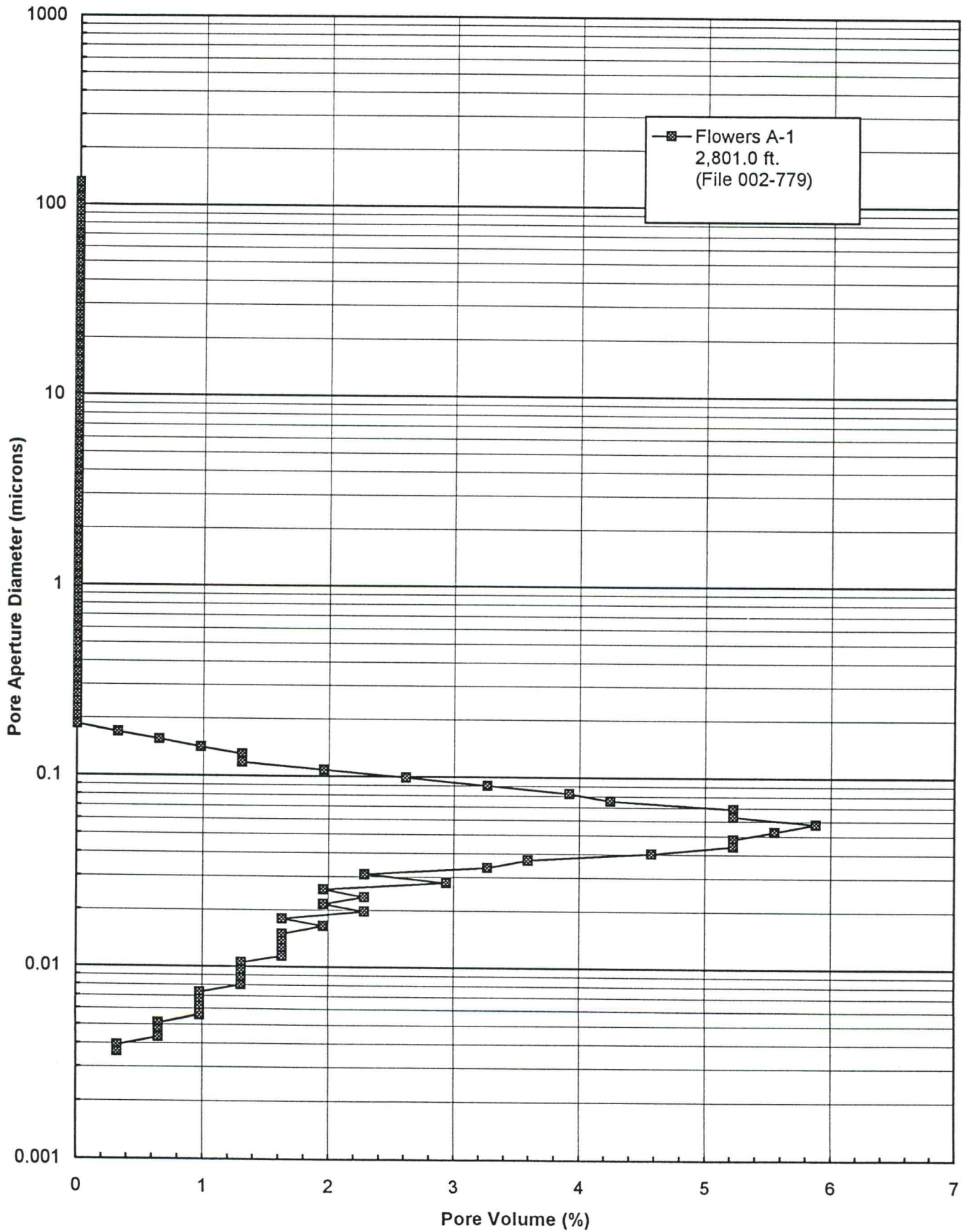
Mercury Injection Capillary Pressure (Bulk Volume)



Mercury Injection Capillary Pressure (Pore Volume)



Pore Aperture Size Distribution



Mercury Injection Capillary Pressure

Flowers A-1 : 2,811.0 feet

File 002-791

Sample Information	
Bulk Volume = 12.6956 cc	Porosity = 3.45% (mercury)
Pore Volume = 0.4381 cc	Permeability = 0.0016 md (mercury)
Closure = 0.24%BV @ 563 psia	Median Pore Aperture = 0.0672 microns

Capillary Pressure (psia)	Pore Aperture Diameter (microns)	Cumulative Bulk Vol. (%)	Wetting Phase Saturation (%)	Incremental Wetting Phase Change (%)	Saturation Change per psia
1.64	130	0.00	100.0	0.00	0.0000
1.80	119	0.03	100.0	0.00	0.0000
1.96	109	0.03	100.0	0.00	0.0000
2.15	99.2	0.03	100.0	0.00	0.0000
2.35	90.8	0.05	100.0	0.00	0.0000
2.57	83.0	0.05	100.0	0.00	0.0000
2.81	75.9	0.05	100.0	0.00	0.0000
3.08	69.3	0.08	100.0	0.00	0.0000
3.37	63.3	0.08	100.0	0.00	0.0000
3.68	58.0	0.08	100.0	0.00	0.0000
4.03	52.9	0.08	100.0	0.00	0.0000
4.41	48.4	0.08	100.0	0.00	0.0000
4.82	44.3	0.11	100.0	0.00	0.0000
5.27	40.5	0.11	100.0	0.00	0.0000
5.77	37.0	0.11	100.0	0.00	0.0000
6.31	33.8	0.11	100.0	0.00	0.0000
6.90	30.9	0.11	100.0	0.00	0.0000
7.55	28.3	0.11	100.0	0.00	0.0000
8.26	25.8	0.11	100.0	0.00	0.0000
9.04	23.6	0.11	100.0	0.00	0.0000
9.89	21.6	0.11	100.0	0.00	0.0000
10.8	19.8	0.11	100.0	0.00	0.0000
11.8	18.1	0.11	100.0	0.00	0.0000
12.9	16.5	0.11	100.0	0.00	0.0000
14.2	15.0	0.11	100.0	0.00	0.0000
15.5	13.8	0.11	100.0	0.00	0.0000
16.9	12.6	0.11	100.0	0.00	0.0000
18.5	11.5	0.11	100.0	0.00	0.0000
20.3	10.5	0.13	100.0	0.00	0.0000
22.2	9.61	0.13	100.0	0.00	0.0000
24.3	8.78	0.13	100.0	0.00	0.0000
26.6	8.02	0.13	100.0	0.00	0.0000
29.0	7.36	0.13	100.0	0.00	0.0000
31.8	6.71	0.13	100.0	0.00	0.0000
34.8	6.13	0.13	100.0	0.00	0.0000
38.0	5.61	0.16	100.0	0.00	0.0000

Mercury Injection Capillary Pressure

Flowers A-1 : 2,811.0 feet
File 002-791

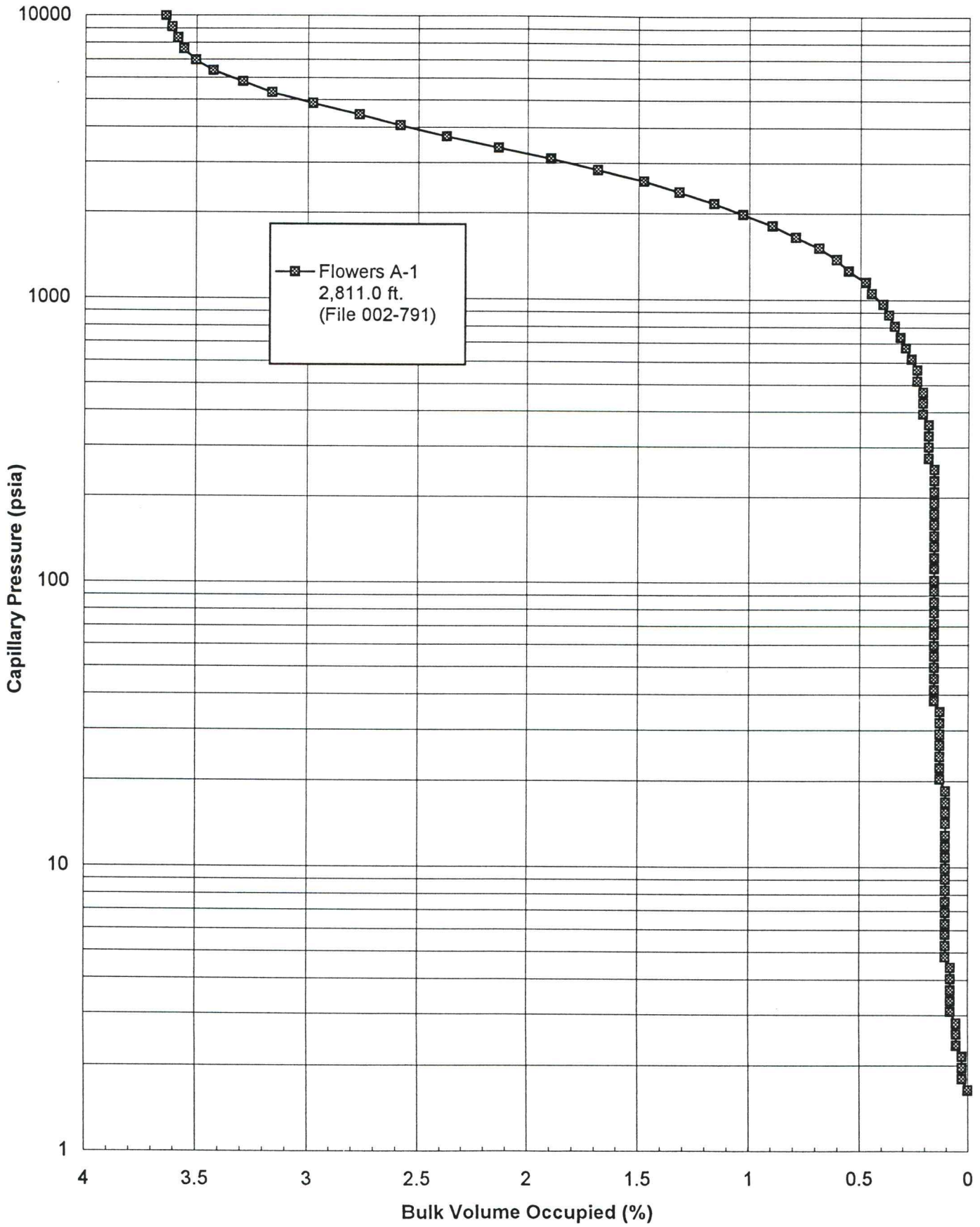
Capillary Pressure (psia)	Pore Aperture Diameter (microns)	Cumulative Bulk Vol. (%)	Wetting Phase Saturation (%)	Incremental Wetting Phase Change (%)	Saturation Change per psia
41.6	5.13	0.16	100.0	0.00	0.0000
45.5	4.69	0.16	100.0	0.00	0.0000
49.8	4.28	0.16	100.0	0.00	0.0000
54.5	3.91	0.16	100.0	0.00	0.0000
59.6	3.58	0.16	100.0	0.00	0.0000
65.2	3.27	0.16	100.0	0.00	0.0000
71.3	2.99	0.16	100.0	0.00	0.0000
78.0	2.73	0.16	100.0	0.00	0.0000
85.3	2.50	0.16	100.0	0.00	0.0000
93.4	2.28	0.16	100.0	0.00	0.0000
102	2.09	0.16	100.0	0.00	0.0000
112	1.90	0.16	100.0	0.00	0.0000
122	1.75	0.16	100.0	0.00	0.0000
134	1.59	0.16	100.0	0.00	0.0000
146	1.46	0.16	100.0	0.00	0.0000
160	1.33	0.16	100.0	0.00	0.0000
175	1.22	0.16	100.0	0.00	0.0000
191	1.12	0.16	100.0	0.00	0.0000
209	1.02	0.16	100.0	0.00	0.0000
229	0.932	0.16	100.0	0.00	0.0000
251	0.850	0.16	100.0	0.00	0.0000
274	0.779	0.18	100.0	0.00	0.0000
300	0.711	0.18	100.0	0.00	0.0000
328	0.650	0.18	100.0	0.00	0.0000
359	0.594	0.18	100.0	0.00	0.0000
393	0.543	0.21	100.0	0.00	0.0000
430	0.496	0.21	100.0	0.00	0.0000
470	0.454	0.21	100.0	0.00	0.0000
514	0.415	0.24	100.0	0.00	0.0000
563	0.379	0.24	100.0	0.00	0.0000
615	0.347	0.26	99.2	0.76	0.0147
673	0.317	0.29	98.5	0.76	0.0132
736	0.290	0.32	97.7	0.76	0.0121
806	0.265	0.34	96.9	0.76	0.0109
881	0.242	0.37	96.2	0.76	0.0102
964	0.221	0.40	95.4	0.76	0.0092
1050	0.203	0.45	93.9	1.53	0.0178
1150	0.186	0.47	93.1	0.76	0.0076
1260	0.169	0.55	90.8	2.29	0.0208
1380	0.155	0.61	89.3	1.53	0.0127
1510	0.141	0.68	87.0	2.29	0.0176
1650	0.129	0.79	84.0	3.05	0.0218

Mercury Injection Capillary Pressure

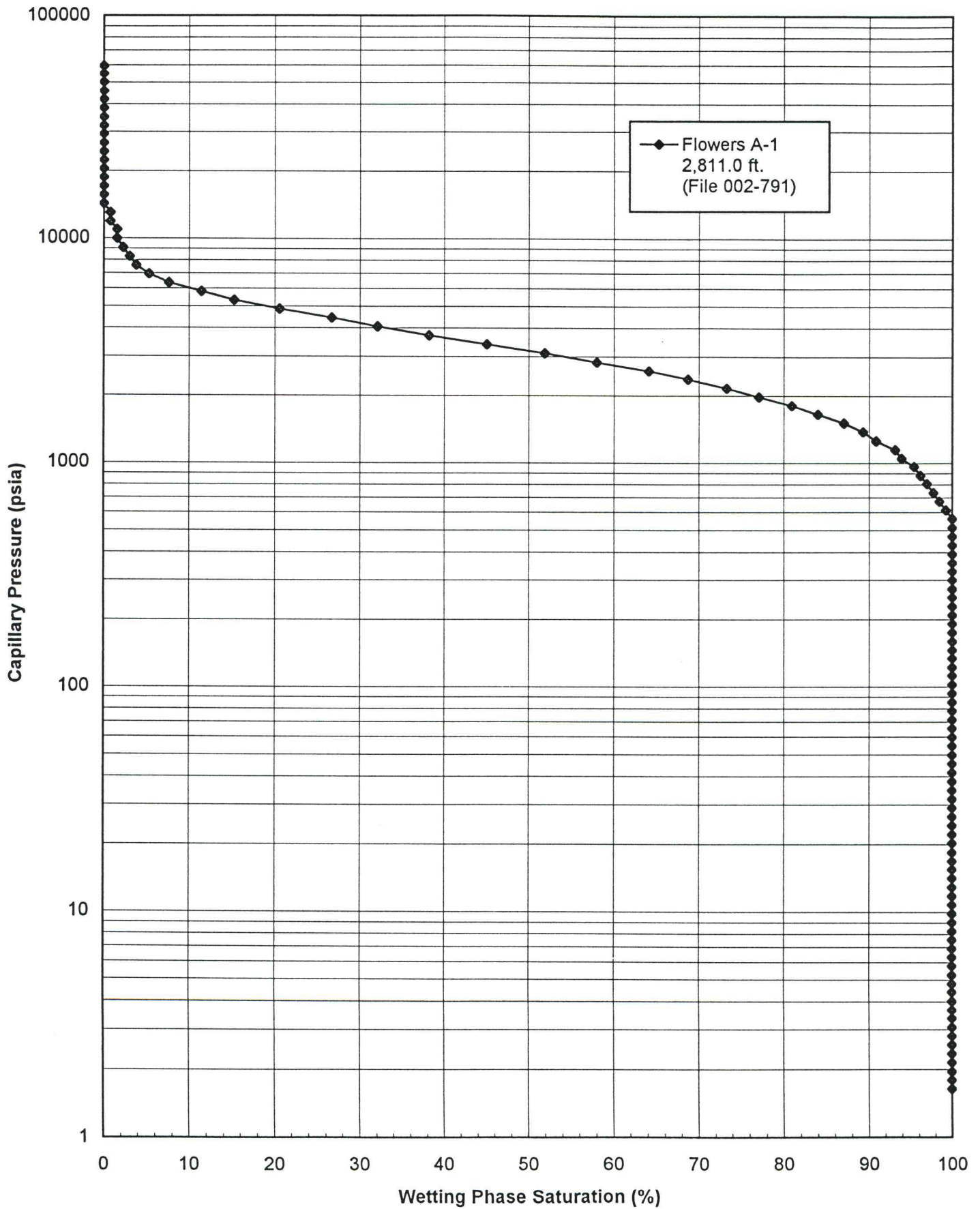
Flowers A-1 : 2,811.0 feet
File 002-791

Capillary Pressure (psia)	Pore Aperture Diameter (microns)	Cumulative Bulk Vol. (%)	Wetting Phase Saturation (%)	Incremental Wetting Phase Change (%)	Saturation Change per psia
1810	0.1179	0.90	80.9	3.05	0.0191
1980	0.1077	1.03	77.1	3.82	0.0225
2160	0.0988	1.16	73.3	3.82	0.0212
2370	0.0900	1.32	68.7	4.58	0.0218
2590	0.0824	1.47	64.1	4.58	0.0208
2830	0.0754	1.69	58.0	6.11	0.0254
3100	0.0688	1.90	51.9	6.11	0.0226
3390	0.0629	2.13	45.0	6.87	0.0237
3710	0.0575	2.37	38.2	6.87	0.0215
4060	0.0525	2.58	32.1	6.11	0.0174
4440	0.0480	2.77	26.7	5.34	0.0141
4850	0.0440	2.98	20.6	6.11	0.0149
5310	0.0402	3.16	15.3	5.34	0.0116
5810	0.0367	3.29	11.5	3.82	0.0076
6360	0.0335	3.42	7.6	3.82	0.0069
6950	0.0307	3.50	5.3	2.29	0.0039
7610	0.0280	3.56	3.8	1.53	0.0023
8320	0.0256	3.58	3.1	0.76	0.0011
9100	0.0234	3.61	2.3	0.76	0.0010
9960	0.0214	3.63	1.5	0.76	0.0009
10900	0.0196	3.63	1.5	0.00	0.0000
11900	0.0179	3.66	0.8	0.76	0.0008
13000	0.0164	3.66	0.8	0.00	0.0000
14300	0.0149	3.69	0.0	0.76	0.0006
15600	0.0137	3.69	0.0	0.00	0.0000
17100	0.0125	3.69	0.0	0.00	0.0000
18700	0.0114	3.69	0.0	0.00	0.0000
20400	0.0105	3.69	0.0	0.00	0.0000
22300	0.0096	3.69	0.0	0.00	0.0000
24400	0.0087	3.69	0.0	0.00	0.0000
26700	0.0080	3.69	0.0	0.00	0.0000
29300	0.0073	3.69	0.0	0.00	0.0000
32000	0.0067	3.69	0.0	0.00	0.0000
35000	0.0061	3.69	0.0	0.00	0.0000
38300	0.0056	3.69	0.0	0.00	0.0000
41900	0.0051	3.69	0.0	0.00	0.0000
45800	0.0047	3.69	0.0	0.00	0.0000
50100	0.0043	3.69	0.0	0.00	0.0000
54800	0.0039	3.69	0.0	0.00	0.0000
59500	0.0036	3.69	0.0	0.00	0.0000

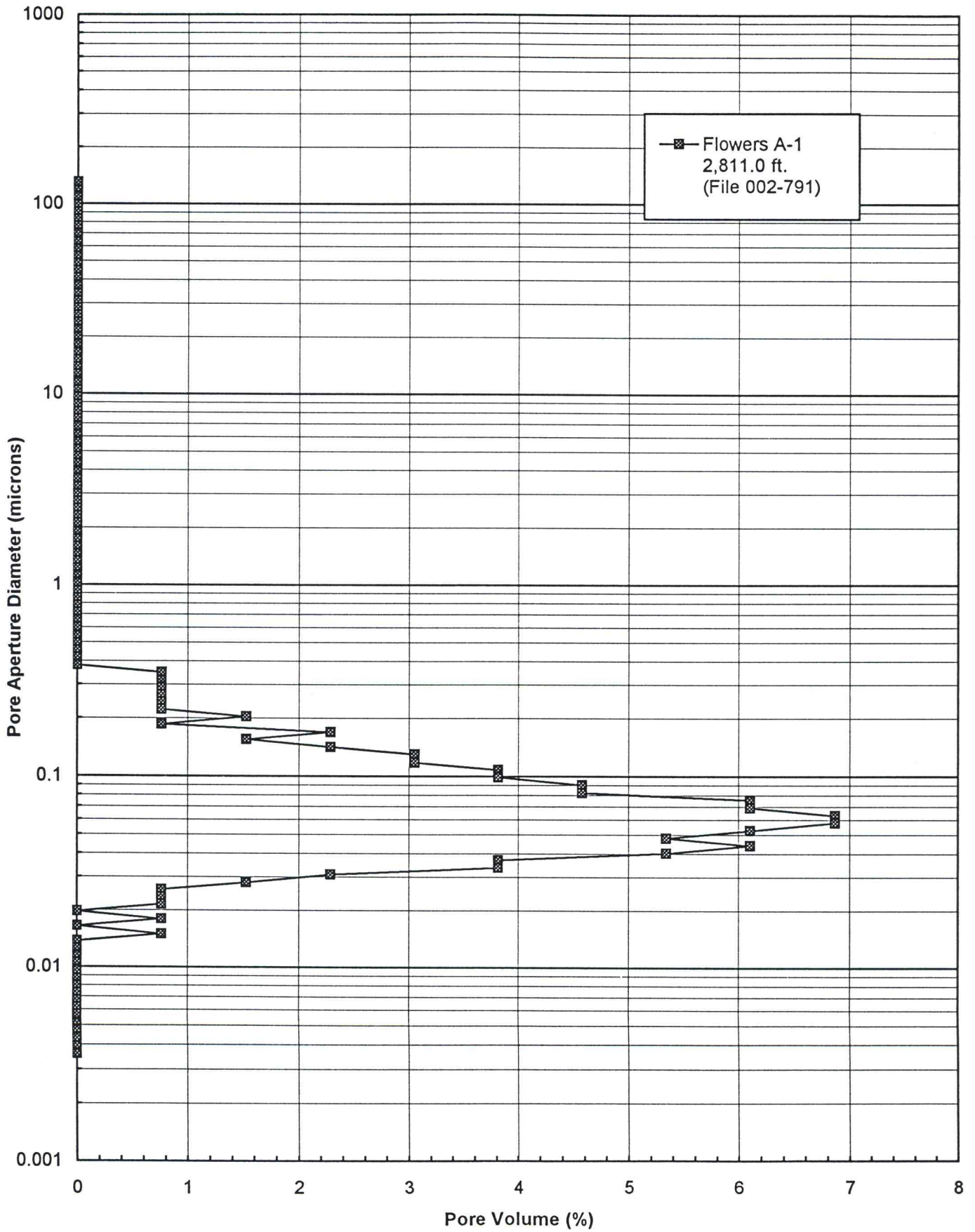
Mercury Injection Capillary Pressure (Bulk Volume)



Mercury Injection Capillary Pressure (Pore Volume)



Pore Aperture Size Distribution



Mercury Injection Capillary Pressure

Flowers A-1 : 2,843.0 feet

File 002-780

Sample Information	
Bulk Volume = 8.9987 cc	Porosity = 9.48% (mercury)
Pore Volume = 0.8534 cc	Permeability = 0.0015 md (mercury)
Closure = 0.41%BV @ 1980 psia	Median Pore Aperture = 0.0258 microns

Capillary Pressure (psia)	Pore Aperture Diameter (microns)	Cumulative Bulk Vol. (%)	Wetting Phase Saturation (%)	Incremental Wetting Phase Change (%)	Saturation Change per psia
1.64	130	0.00	100.0	0.00	0.0000
1.80	119	0.02	100.0	0.00	0.0000
1.96	109	0.02	100.0	0.00	0.0000
2.15	99.2	0.02	100.0	0.00	0.0000
2.35	90.8	0.05	100.0	0.00	0.0000
2.57	83.0	0.05	100.0	0.00	0.0000
2.81	75.9	0.05	100.0	0.00	0.0000
3.08	69.3	0.05	100.0	0.00	0.0000
3.37	63.3	0.07	100.0	0.00	0.0000
3.68	58.0	0.07	100.0	0.00	0.0000
4.03	52.9	0.07	100.0	0.00	0.0000
4.41	48.4	0.07	100.0	0.00	0.0000
4.82	44.3	0.07	100.0	0.00	0.0000
5.27	40.5	0.10	100.0	0.00	0.0000
5.77	37.0	0.10	100.0	0.00	0.0000
6.31	33.8	0.10	100.0	0.00	0.0000
6.90	30.9	0.10	100.0	0.00	0.0000
7.55	28.3	0.10	100.0	0.00	0.0000
8.26	25.8	0.10	100.0	0.00	0.0000
9.04	23.6	0.10	100.0	0.00	0.0000
9.89	21.6	0.10	100.0	0.00	0.0000
10.8	19.8	0.10	100.0	0.00	0.0000
11.8	18.1	0.10	100.0	0.00	0.0000
12.9	16.5	0.10	100.0	0.00	0.0000
14.2	15.0	0.12	100.0	0.00	0.0000
15.5	13.8	0.12	100.0	0.00	0.0000
16.9	12.6	0.12	100.0	0.00	0.0000
18.5	11.5	0.12	100.0	0.00	0.0000
20.3	10.5	0.12	100.0	0.00	0.0000
22.2	9.61	0.12	100.0	0.00	0.0000
24.3	8.78	0.12	100.0	0.00	0.0000
26.6	8.02	0.12	100.0	0.00	0.0000
29.0	7.36	0.14	100.0	0.00	0.0000
31.8	6.71	0.14	100.0	0.00	0.0000
34.8	6.13	0.14	100.0	0.00	0.0000
38.0	5.61	0.14	100.0	0.00	0.0000

Mercury Injection Capillary Pressure

Flowers A-1 : 2,843.0 feet
File 002-780

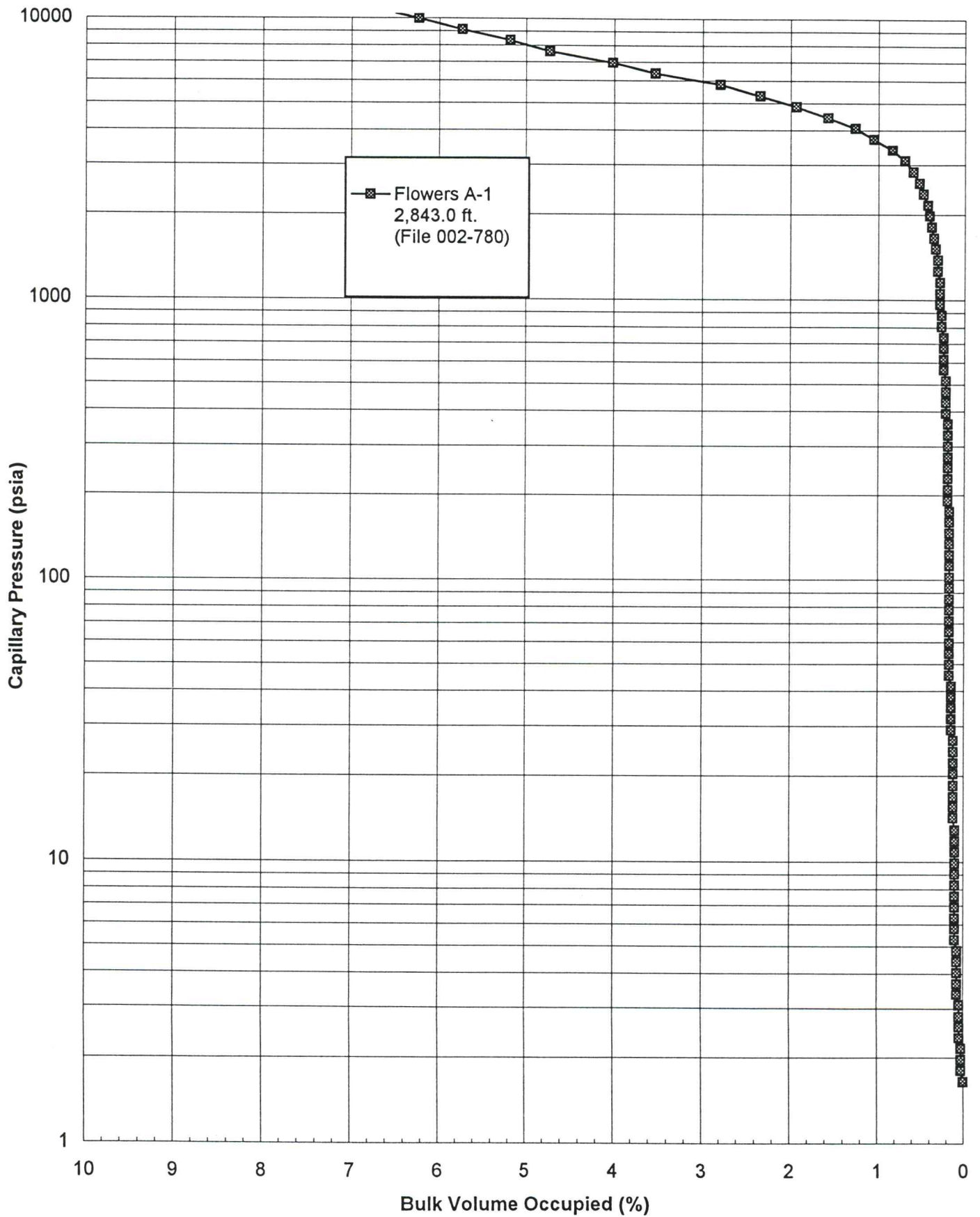
Capillary Pressure (psia)	Pore Aperture Diameter (microns)	Cumulative Bulk Vol. (%)	Wetting Phase Saturation (%)	Incremental Wetting Phase Change (%)	Saturation Change per psia
41.6	5.13	0.14	100.0	0.00	0.0000
45.5	4.69	0.17	100.0	0.00	0.0000
49.8	4.28	0.17	100.0	0.00	0.0000
54.5	3.91	0.17	100.0	0.00	0.0000
59.6	3.58	0.17	100.0	0.00	0.0000
65.2	3.27	0.17	100.0	0.00	0.0000
71.3	2.99	0.17	100.0	0.00	0.0000
78.0	2.73	0.17	100.0	0.00	0.0000
85.3	2.50	0.17	100.0	0.00	0.0000
93.4	2.28	0.17	100.0	0.00	0.0000
102	2.09	0.17	100.0	0.00	0.0000
112	1.90	0.17	100.0	0.00	0.0000
122	1.75	0.17	100.0	0.00	0.0000
134	1.59	0.17	100.0	0.00	0.0000
146	1.46	0.17	100.0	0.00	0.0000
160	1.33	0.17	100.0	0.00	0.0000
175	1.22	0.17	100.0	0.00	0.0000
191	1.12	0.19	100.0	0.00	0.0000
209	1.02	0.19	100.0	0.00	0.0000
229	0.932	0.19	100.0	0.00	0.0000
251	0.850	0.19	100.0	0.00	0.0000
274	0.779	0.19	100.0	0.00	0.0000
300	0.711	0.19	100.0	0.00	0.0000
328	0.650	0.19	100.0	0.00	0.0000
359	0.594	0.19	100.0	0.00	0.0000
393	0.543	0.22	100.0	0.00	0.0000
430	0.496	0.22	100.0	0.00	0.0000
470	0.454	0.22	100.0	0.00	0.0000
514	0.415	0.22	100.0	0.00	0.0000
563	0.379	0.24	100.0	0.00	0.0000
615	0.347	0.24	100.0	0.00	0.0000
673	0.317	0.24	100.0	0.00	0.0000
736	0.290	0.24	100.0	0.00	0.0000
806	0.265	0.26	100.0	0.00	0.0000
881	0.242	0.26	100.0	0.00	0.0000
964	0.221	0.29	100.0	0.00	0.0000
1050	0.203	0.29	100.0	0.00	0.0000
1150	0.186	0.29	100.0	0.00	0.0000
1260	0.169	0.31	100.0	0.00	0.0000
1380	0.155	0.31	100.0	0.00	0.0000
1510	0.141	0.33	100.0	0.00	0.0000
1650	0.129	0.36	100.0	0.00	0.0000

Mercury Injection Capillary Pressure

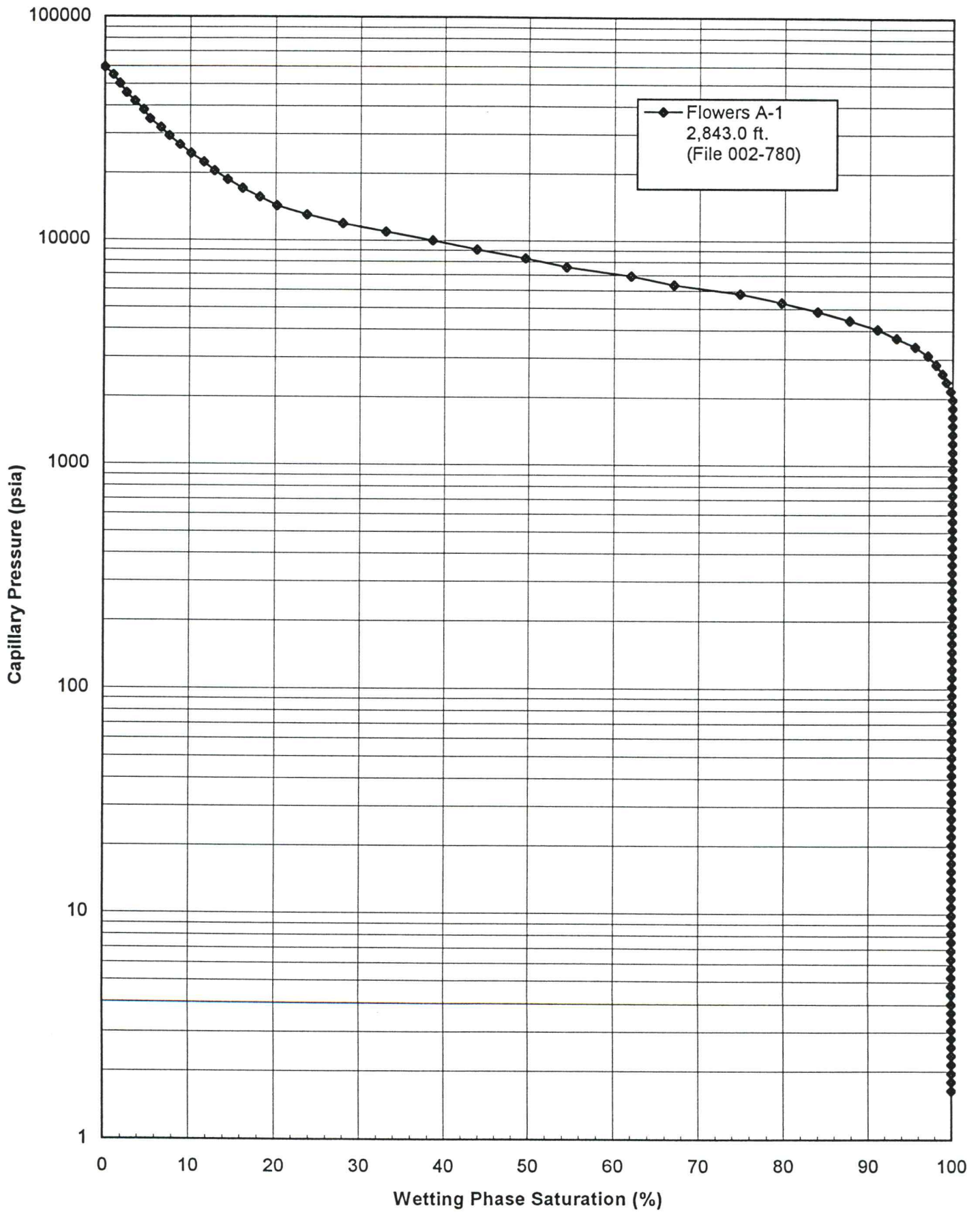
Flowers A-1 : 2,843.0 feet
File 002-780

Capillary Pressure (psia)	Pore Aperture Diameter (microns)	Cumulative Bulk Vol. (%)	Wetting Phase Saturation (%)	Incremental Wetting Phase Change (%)	Saturation Change per psia
1810	0.1179	0.38	100.0	0.00	0.0000
1980	0.1077	0.41	100.0	0.00	0.0000
2160	0.0988	0.43	99.7	0.25	0.0014
2370	0.0900	0.48	99.2	0.50	0.0024
2590	0.0824	0.53	98.7	0.50	0.0023
2830	0.0754	0.60	98.0	0.76	0.0031
3100	0.0688	0.69	97.0	1.01	0.0037
3390	0.0629	0.84	95.5	1.51	0.0052
3710	0.0575	1.05	93.2	2.27	0.0071
4060	0.0525	1.27	90.9	2.27	0.0065
4440	0.0480	1.58	87.7	3.27	0.0086
4850	0.0440	1.94	83.9	3.78	0.0092
5310	0.0402	2.34	79.6	4.28	0.0093
5810	0.0367	2.80	74.8	4.79	0.0096
6360	0.0335	3.54	67.0	7.81	0.0142
6950	0.0307	4.01	62.0	5.04	0.0085
7610	0.0280	4.73	54.4	7.56	0.0114
8320	0.0256	5.18	49.6	4.79	0.0067
9100	0.0234	5.73	43.8	5.79	0.0074
9960	0.0214	6.24	38.5	5.29	0.0062
10900	0.0196	6.76	33.0	5.54	0.0059
11900	0.0179	7.24	28.0	5.04	0.0050
13000	0.0164	7.64	23.7	4.28	0.0039
14300	0.0149	7.98	20.2	3.53	0.0027
15600	0.0137	8.17	18.1	2.02	0.0016
17100	0.0125	8.36	16.1	2.02	0.0013
18700	0.0114	8.53	14.4	1.76	0.0011
20400	0.0105	8.67	12.8	1.51	0.0009
22300	0.0096	8.79	11.6	1.26	0.0007
24400	0.0087	8.93	10.1	1.51	0.0007
26700	0.0080	9.05	8.8	1.26	0.0005
29300	0.0073	9.17	7.6	1.26	0.0005
32000	0.0067	9.27	6.5	1.01	0.0004
35000	0.0061	9.39	5.3	1.26	0.0004
38300	0.0056	9.46	4.5	0.76	0.0002
41900	0.0051	9.56	3.5	1.01	0.0003
45800	0.0047	9.65	2.5	1.01	0.0003
50100	0.0043	9.72	1.8	0.76	0.0002
54800	0.0039	9.79	1.0	0.76	0.0002
59500	0.0036	9.89	0.0	1.01	0.0002

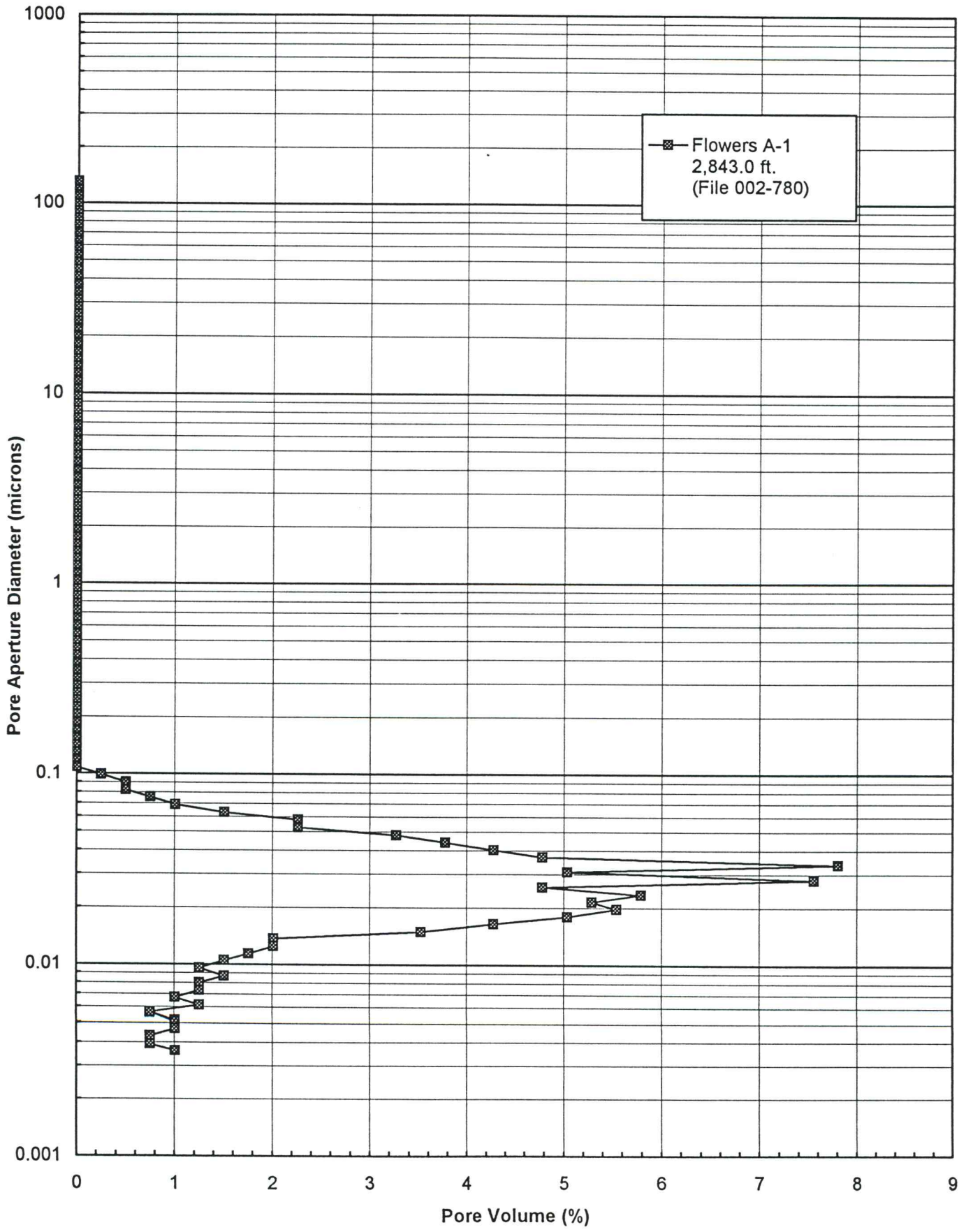
Mercury Injection Capillary Pressure (Bulk Volume)



Mercury Injection Capillary Pressure (Pore Volume)



Pore Aperture Size Distribution



Mercury Injection Capillary Pressure

Flowers A-1 : 2,846.7 feet

File 002-793

Sample Information	
Bulk Volume = 8.4589 cc	Porosity = 3.15% (mercury)
Pore Volume = 0.2666 cc	Permeability = N/A
Closure = 0.36%BV @ 4060 psia	Median Pore Aperture = 0.0124 microns

Capillary Pressure (psia)	Pore Aperture Diameter (microns)	Cumulative Bulk Vol. (%)	Wetting Phase Saturation (%)	Incremental Wetting Phase Change (%)	Saturation Change per psia
1.64	130	0.01	100.0	0.00	0.0000
1.80	119	0.02	100.0	0.00	0.0000
1.96	109	0.03	100.0	0.00	0.0000
2.15	99.2	0.03	100.0	0.00	0.0000
2.35	90.8	0.04	100.0	0.00	0.0000
2.57	83.0	0.05	100.0	0.00	0.0000
2.81	75.9	0.05	100.0	0.00	0.0000
3.08	69.3	0.06	100.0	0.00	0.0000
3.37	63.3	0.06	100.0	0.00	0.0000
3.68	58.0	0.07	100.0	0.00	0.0000
4.03	52.9	0.07	100.0	0.00	0.0000
4.41	48.4	0.07	100.0	0.00	0.0000
4.82	44.3	0.08	100.0	0.00	0.0000
5.27	40.5	0.08	100.0	0.00	0.0000
5.77	37.0	0.08	100.0	0.00	0.0000
6.31	33.8	0.08	100.0	0.00	0.0000
6.90	30.9	0.08	100.0	0.00	0.0000
7.55	28.3	0.09	100.0	0.00	0.0000
8.26	25.8	0.09	100.0	0.00	0.0000
9.04	23.6	0.09	100.0	0.00	0.0000
9.89	21.6	0.09	100.0	0.00	0.0000
10.8	19.8	0.09	100.0	0.00	0.0000
11.8	18.1	0.09	100.0	0.00	0.0000
12.9	16.5	0.10	100.0	0.00	0.0000
14.2	15.0	0.10	100.0	0.00	0.0000
15.5	13.8	0.10	100.0	0.00	0.0000
16.9	12.6	0.10	100.0	0.00	0.0000
18.5	11.5	0.11	100.0	0.00	0.0000
20.3	10.5	0.11	100.0	0.00	0.0000
22.2	9.61	0.11	100.0	0.00	0.0000
24.3	8.78	0.11	100.0	0.00	0.0000
26.6	8.02	0.12	100.0	0.00	0.0000
29.0	7.36	0.12	100.0	0.00	0.0000
31.8	6.71	0.13	100.0	0.00	0.0000
34.8	6.13	0.13	100.0	0.00	0.0000
38.0	5.61	0.14	100.0	0.00	0.0000

Mercury Injection Capillary Pressure

Flowers A-1 : 2,846.7 feet
File 002-793

Capillary Pressure (psia)	Pore Aperture Diameter (microns)	Cumulative Bulk Vol. (%)	Wetting Phase Saturation (%)	Incremental Wetting Phase Change (%)	Saturation Change per psia
41.6	5.13	0.14	100.0	0.00	0.0000
45.5	4.69	0.16	100.0	0.00	0.0000
49.8	4.28	0.16	100.0	0.00	0.0000
54.5	3.91	0.16	100.0	0.00	0.0000
59.6	3.58	0.16	100.0	0.00	0.0000
65.2	3.27	0.16	100.0	0.00	0.0000
71.3	2.99	0.16	100.0	0.00	0.0000
78.0	2.73	0.16	100.0	0.00	0.0000
85.3	2.50	0.16	100.0	0.00	0.0000
93.4	2.28	0.16	100.0	0.00	0.0000
102	2.09	0.16	100.0	0.00	0.0000
112	1.90	0.16	100.0	0.00	0.0000
122	1.75	0.16	100.0	0.00	0.0000
134	1.59	0.17	100.0	0.00	0.0000
146	1.46	0.17	100.0	0.00	0.0000
160	1.33	0.17	100.0	0.00	0.0000
175	1.22	0.17	100.0	0.00	0.0000
191	1.12	0.17	100.0	0.00	0.0000
209	1.02	0.17	100.0	0.00	0.0000
229	0.932	0.17	100.0	0.00	0.0000
251	0.850	0.17	100.0	0.00	0.0000
274	0.779	0.18	100.0	0.00	0.0000
300	0.711	0.18	100.0	0.00	0.0000
328	0.650	0.18	100.0	0.00	0.0000
359	0.594	0.18	100.0	0.00	0.0000
393	0.543	0.19	100.0	0.00	0.0000
430	0.496	0.19	100.0	0.00	0.0000
470	0.454	0.19	100.0	0.00	0.0000
514	0.415	0.19	100.0	0.00	0.0000
563	0.379	0.20	100.0	0.00	0.0000
615	0.347	0.20	100.0	0.00	0.0000
673	0.317	0.21	100.0	0.00	0.0000
736	0.290	0.21	100.0	0.00	0.0000
806	0.265	0.21	100.0	0.00	0.0000
881	0.242	0.22	100.0	0.00	0.0000
964	0.221	0.22	100.0	0.00	0.0000
1050	0.203	0.23	100.0	0.00	0.0000
1150	0.186	0.23	100.0	0.00	0.0000
1260	0.169	0.24	100.0	0.00	0.0000
1380	0.155	0.25	100.0	0.00	0.0000
1510	0.141	0.25	100.0	0.00	0.0000
1650	0.129	0.26	100.0	0.00	0.0000

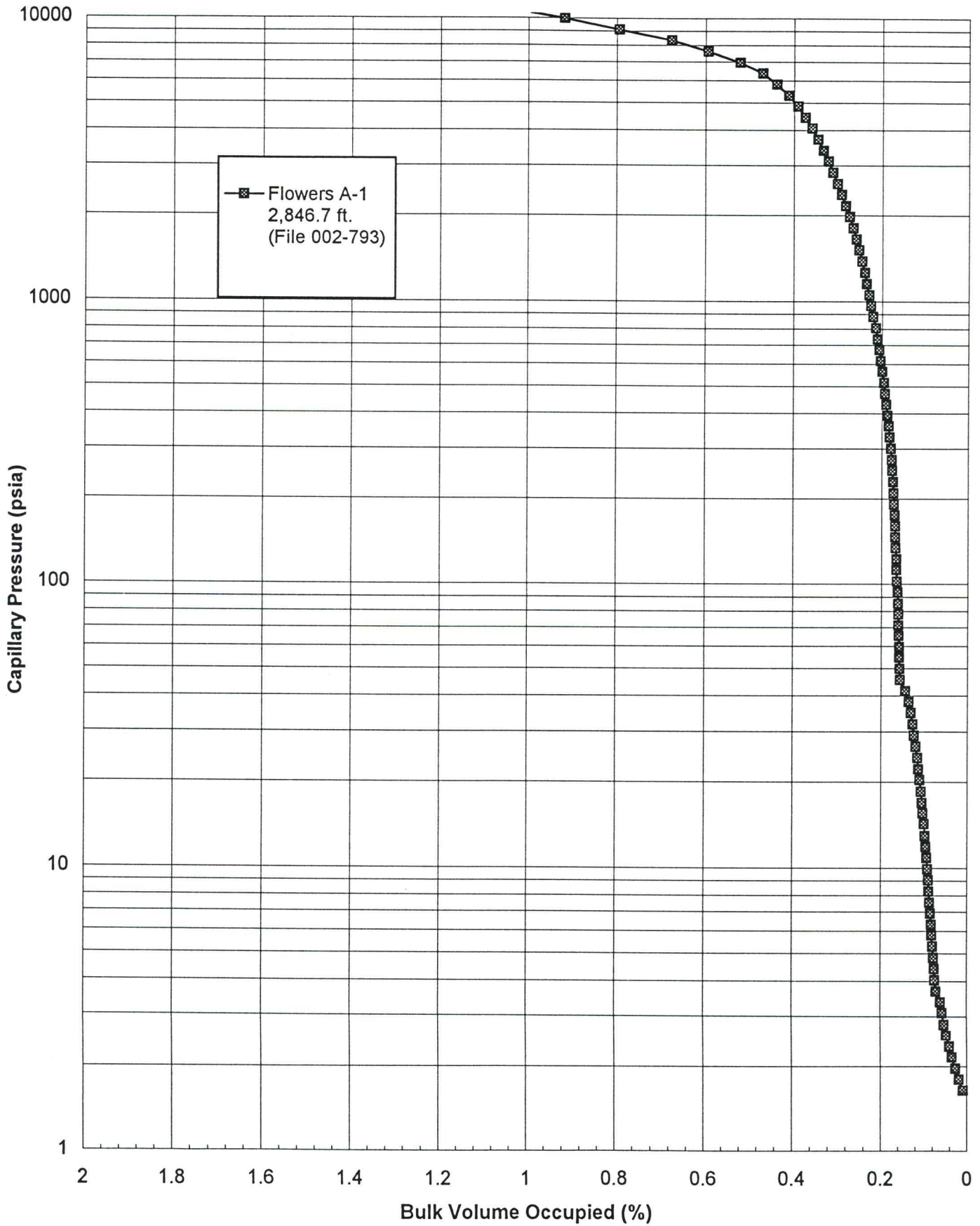
Mercury Injection Capillary Pressure

Flowers A-1 : 2,846.7 feet

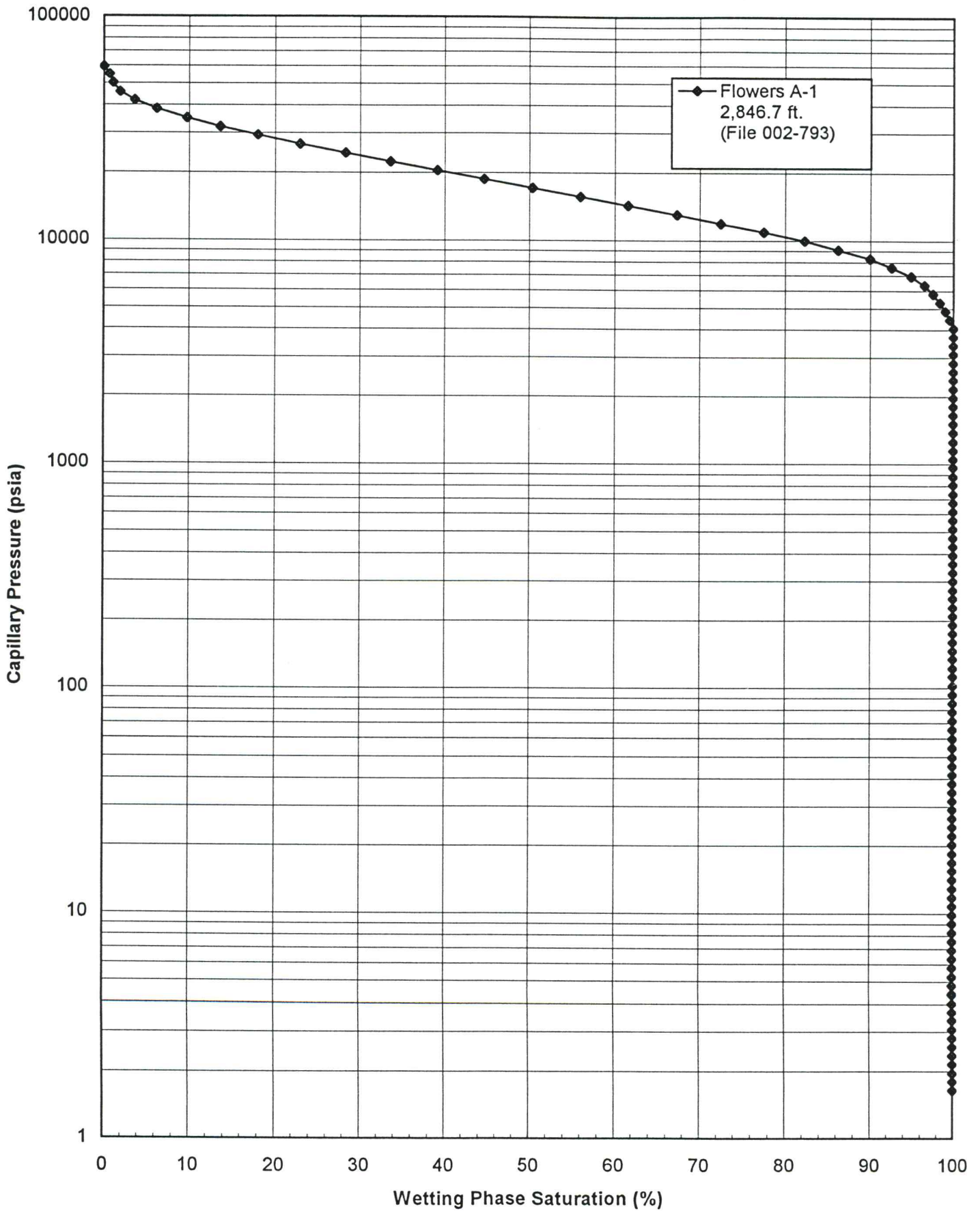
File 002-793

Capillary Pressure (psia)	Pore Aperture Diameter (microns)	Cumulative Bulk Vol. (%)	Wetting Phase Saturation (%)	Incremental Wetting Phase Change (%)	Saturation Change per psia
1810	0.1179	0.27	100.0	0.00	0.0000
1980	0.1077	0.27	100.0	0.00	0.0000
2160	0.0988	0.28	100.0	0.00	0.0000
2370	0.0900	0.29	100.0	0.00	0.0000
2590	0.0824	0.30	100.0	0.00	0.0000
2830	0.0754	0.31	100.0	0.00	0.0000
3100	0.0688	0.32	100.0	0.00	0.0000
3390	0.0629	0.33	100.0	0.00	0.0000
3710	0.0575	0.35	100.0	0.00	0.0000
4060	0.0525	0.36	100.0	0.00	0.0000
4440	0.0480	0.37	99.5	0.47	0.0012
4850	0.0440	0.39	99.0	0.54	0.0013
5310	0.0402	0.41	98.3	0.66	0.0014
5810	0.0367	0.44	97.5	0.83	0.0017
6360	0.0335	0.47	96.5	1.02	0.0019
6950	0.0307	0.52	94.9	1.62	0.0028
7610	0.0280	0.59	92.6	2.29	0.0035
8320	0.0256	0.68	89.9	2.64	0.0037
9100	0.0234	0.79	86.2	3.73	0.0048
9960	0.0214	0.92	82.3	3.94	0.0046
10900	0.0196	1.07	77.5	4.77	0.0051
11900	0.0179	1.23	72.5	5.00	0.0050
13000	0.0164	1.39	67.3	5.20	0.0047
14300	0.0149	1.57	61.6	5.72	0.0044
15600	0.0137	1.75	56.0	5.60	0.0043
17100	0.0125	1.92	50.4	5.59	0.0037
18700	0.0114	2.10	44.7	5.73	0.0036
20400	0.0105	2.28	39.1	5.54	0.0033
22300	0.0096	2.45	33.5	5.57	0.0029
24400	0.0087	2.62	28.3	5.24	0.0025
26700	0.0080	2.79	22.9	5.40	0.0023
29300	0.0073	2.94	18.0	4.91	0.0019
32000	0.0067	3.08	13.6	4.39	0.0016
35000	0.0061	3.21	9.7	3.91	0.0013
38300	0.0056	3.32	6.2	3.48	0.0011
41900	0.0051	3.40	3.6	2.60	0.0007
45800	0.0047	3.45	1.9	1.73	0.0004
50100	0.0043	3.48	1.1	0.83	0.0002
54800	0.0039	3.49	0.6	0.42	0.0001
59500	0.0036	3.51	0.0	0.65	0.0001

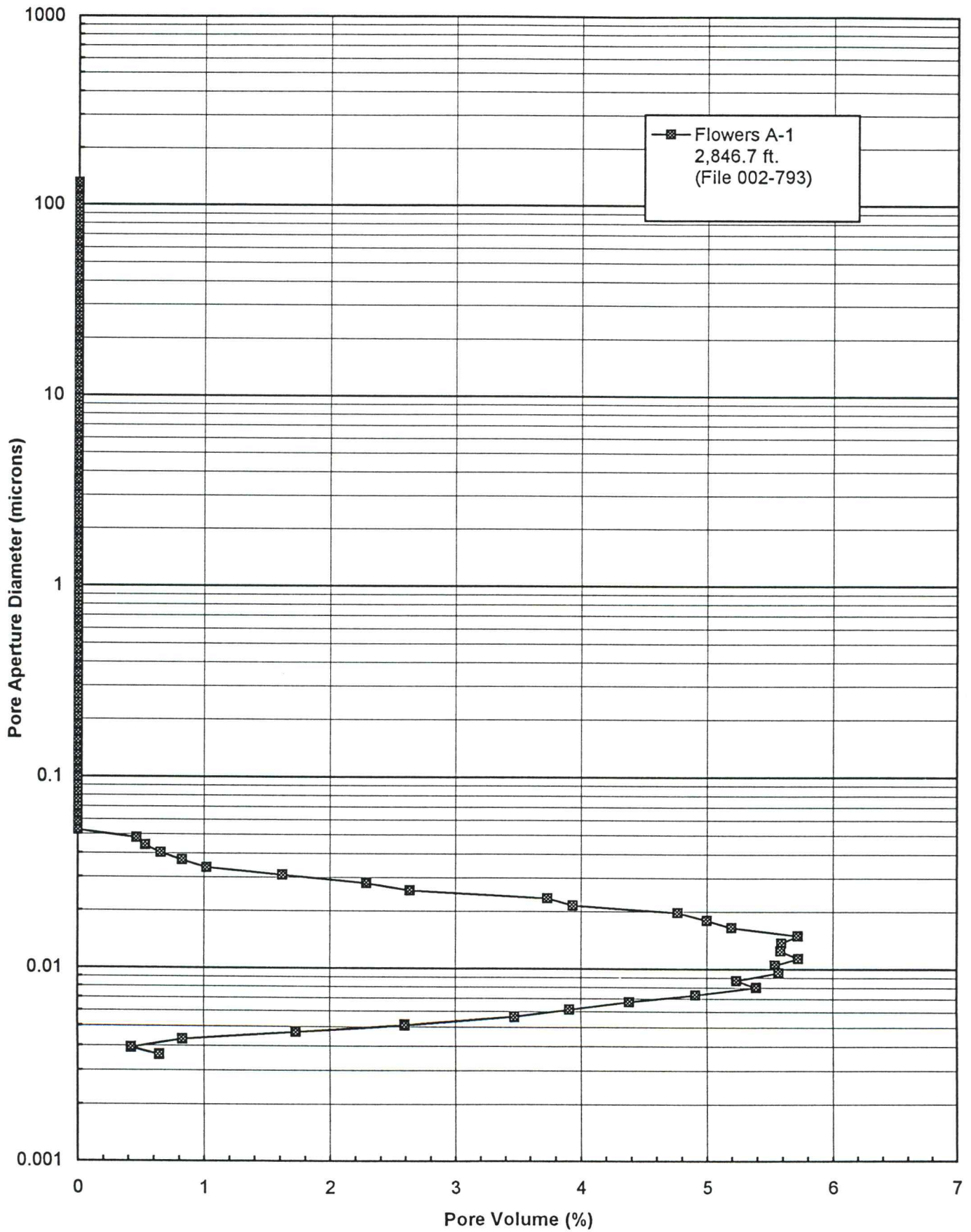
Mercury Injection Capillary Pressure (Bulk Volume)



Mercury Injection Capillary Pressure (Pore Volume)



Pore Aperture Size Distribution



Mercury Injection Capillary Pressure

Flowers A-1 : 2,868.0 feet

File 002-792

Sample Information	
Bulk Volume = 12.2580 cc	Porosity = 5.63% (mercury)
Pore Volume = 0.6902 cc	Permeability = 0.3232 md (mercury)
Closure = 0.26%BV @ 65.2 psia	Median Pore Aperture = 0.7977 microns

Capillary Pressure (psia)	Pore Aperture Diameter (microns)	Cumulative Bulk Vol. (%)	Wetting Phase Saturation (%)	Incremental Wetting Phase Change (%)	Saturation Change per psia
1.64	130	0.03	100.0	0.00	0.0000
1.80	119	0.03	100.0	0.00	0.0000
1.96	109	0.05	100.0	0.00	0.0000
2.15	99.2	0.05	100.0	0.00	0.0000
2.35	90.8	0.08	100.0	0.00	0.0000
2.57	83.0	0.08	100.0	0.00	0.0000
2.81	75.9	0.08	100.0	0.00	0.0000
3.08	69.3	0.10	100.0	0.00	0.0000
3.37	63.3	0.10	100.0	0.00	0.0000
3.68	58.0	0.10	100.0	0.00	0.0000
4.03	52.9	0.13	100.0	0.00	0.0000
4.41	48.4	0.13	100.0	0.00	0.0000
4.82	44.3	0.13	100.0	0.00	0.0000
5.27	40.5	0.13	100.0	0.00	0.0000
5.77	37.0	0.13	100.0	0.00	0.0000
6.31	33.8	0.15	100.0	0.00	0.0000
6.90	30.9	0.15	100.0	0.00	0.0000
7.55	28.3	0.15	100.0	0.00	0.0000
8.26	25.8	0.15	100.0	0.00	0.0000
9.04	23.6	0.15	100.0	0.00	0.0000
9.89	21.6	0.15	100.0	0.00	0.0000
10.8	19.8	0.15	100.0	0.00	0.0000
11.8	18.1	0.15	100.0	0.00	0.0000
12.9	16.5	0.15	100.0	0.00	0.0000
14.2	15.0	0.15	100.0	0.00	0.0000
15.5	13.8	0.18	100.0	0.00	0.0000
16.9	12.6	0.18	100.0	0.00	0.0000
18.5	11.5	0.18	100.0	0.00	0.0000
20.3	10.5	0.18	100.0	0.00	0.0000
22.2	9.61	0.18	100.0	0.00	0.0000
24.3	8.78	0.18	100.0	0.00	0.0000
26.6	8.02	0.18	100.0	0.00	0.0000
29.0	7.36	0.21	100.0	0.00	0.0000
31.8	6.71	0.21	100.0	0.00	0.0000
34.8	6.13	0.21	100.0	0.00	0.0000
38.0	5.61	0.21	100.0	0.00	0.0000

Mercury Injection Capillary Pressure

Flowers A-1 : 2,868.0 feet
File 002-792

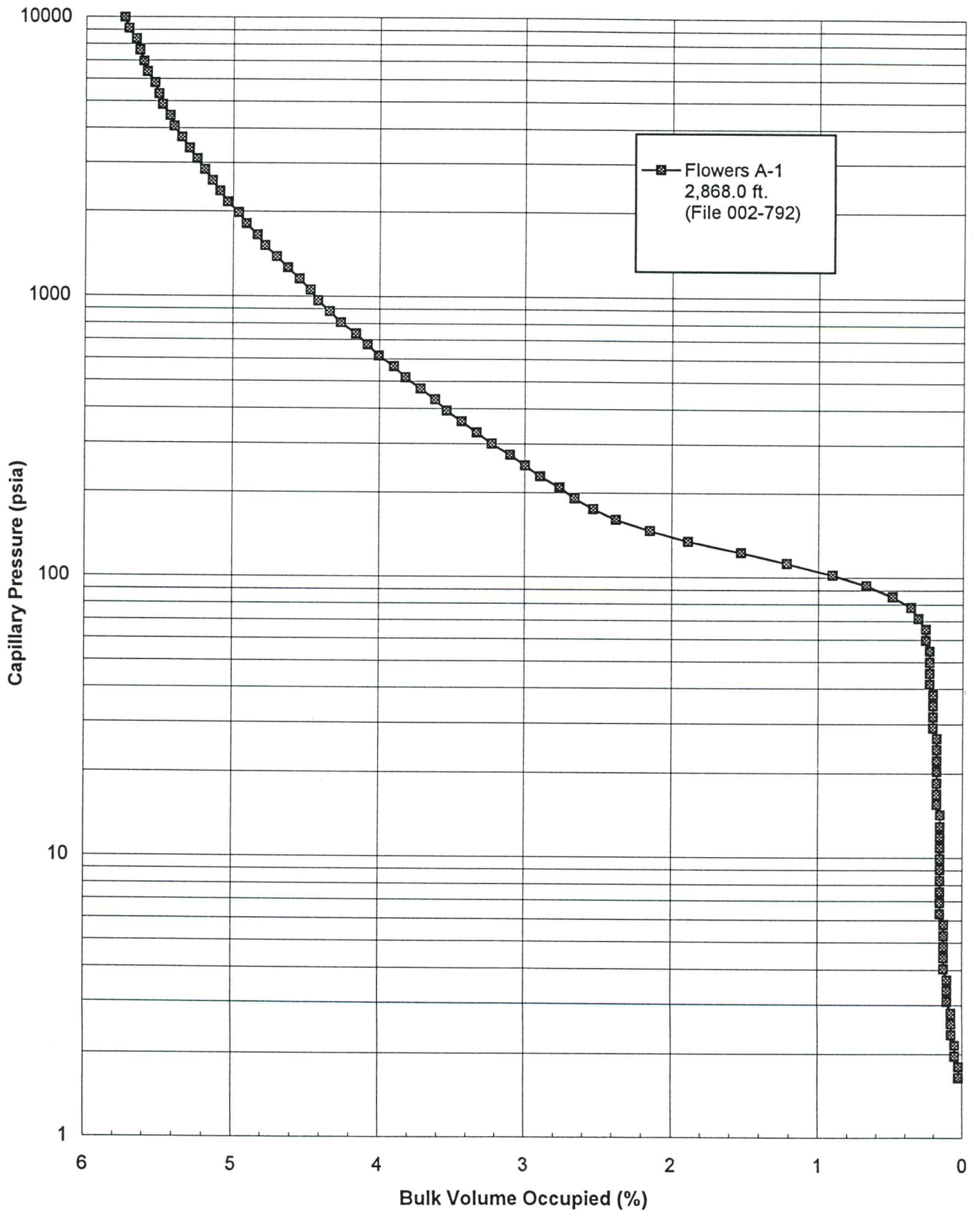
Capillary Pressure (psia)	Pore Aperture Diameter (microns)	Cumulative Bulk Vol. (%)	Wetting Phase Saturation (%)	Incremental Wetting Phase Change (%)	Saturation Change per psia
41.6	5.13	0.23	100.0	0.00	0.0000
45.5	4.69	0.23	100.0	0.00	0.0000
49.8	4.28	0.23	100.0	0.00	0.0000
54.5	3.91	0.23	100.0	0.00	0.0000
59.6	3.58	0.26	100.0	0.00	0.0000
65.2	3.27	0.26	100.0	0.00	0.0000
71.3	2.99	0.31	99.1	0.92	0.1504
78.0	2.73	0.36	98.2	0.92	0.1369
85.3	2.50	0.49	95.9	2.29	0.3142
93.4	2.28	0.67	92.7	3.21	0.3964
102	2.09	0.90	88.5	4.13	0.4801
112	1.90	1.21	83.0	5.50	0.5505
122	1.75	1.52	77.5	5.50	0.5505
134	1.59	1.89	71.1	6.42	0.5352
146	1.46	2.14	66.5	4.59	0.3823
160	1.33	2.38	62.4	4.13	0.2949
175	1.22	2.53	59.6	2.75	0.1835
191	1.12	2.66	57.3	2.29	0.1433
209	1.02	2.76	55.5	1.83	0.1019
229	0.932	2.89	53.2	2.29	0.1147
251	0.850	3.00	51.4	1.83	0.0834
274	0.779	3.10	49.5	1.83	0.0798
300	0.711	3.23	47.2	2.29	0.0882
328	0.650	3.33	45.4	1.83	0.0655
359	0.594	3.44	43.6	1.83	0.0592
393	0.543	3.54	41.7	1.83	0.0540
430	0.496	3.62	40.4	1.38	0.0372
470	0.454	3.72	38.5	1.83	0.0459
514	0.415	3.82	36.7	1.83	0.0417
563	0.379	3.90	35.3	1.38	0.0281
615	0.347	4.00	33.5	1.83	0.0353
673	0.317	4.08	32.1	1.38	0.0237
736	0.290	4.16	30.7	1.38	0.0218
806	0.265	4.26	28.9	1.83	0.0262
881	0.242	4.34	27.5	1.38	0.0183
964	0.221	4.42	26.1	1.38	0.0166
1050	0.203	4.47	25.2	0.92	0.0107
1150	0.186	4.55	23.9	1.38	0.0138
1260	0.169	4.62	22.5	1.38	0.0125
1380	0.155	4.70	21.1	1.38	0.0115
1510	0.141	4.78	19.7	1.38	0.0106
1650	0.129	4.83	18.8	0.92	0.0066

Mercury Injection Capillary Pressure

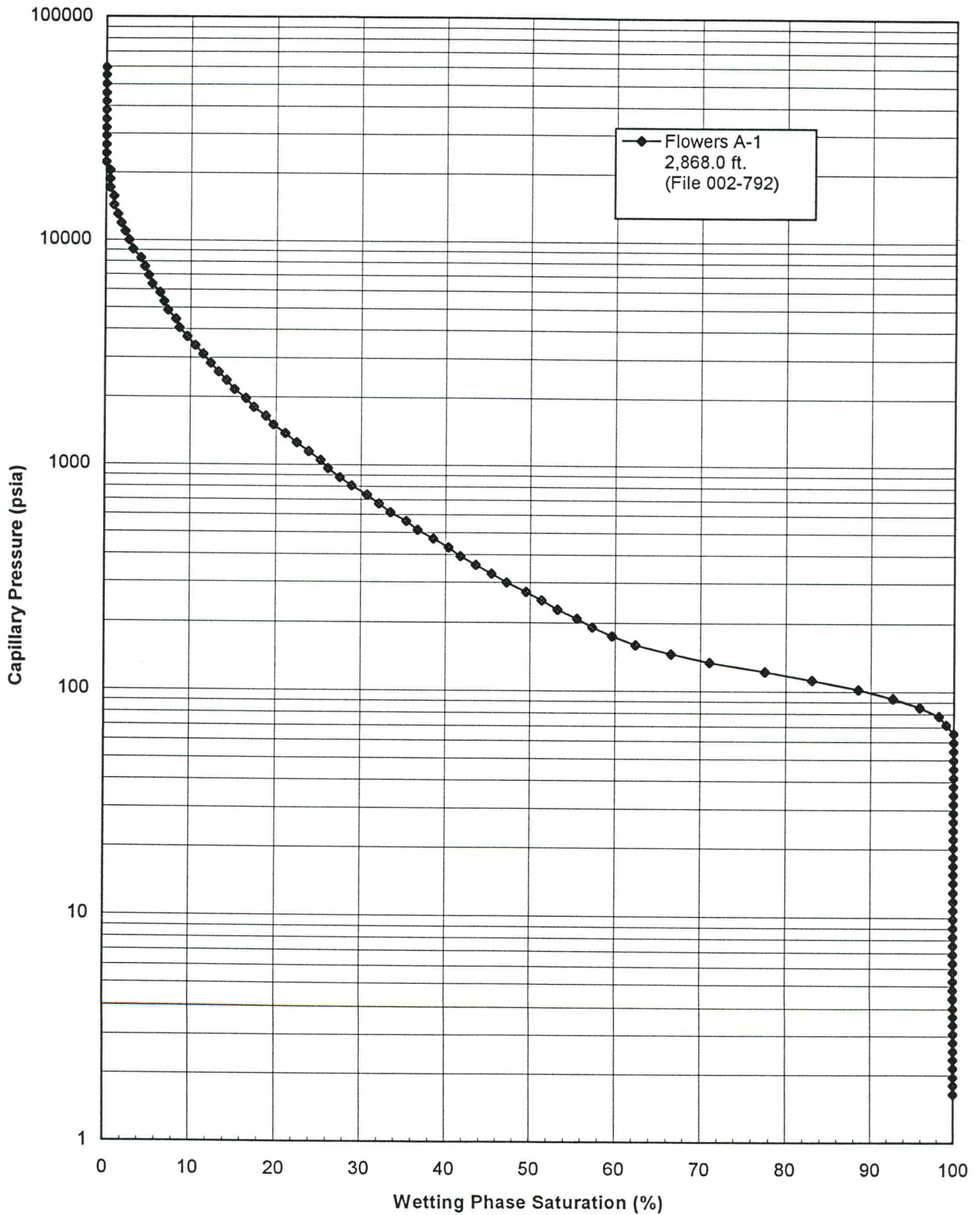
Flowers A-1 : 2,868.0 feet
File 002-792

Capillary Pressure (psia)	Pore Aperture Diameter (microns)	Cumulative Bulk Vol. (%)	Wetting Phase Saturation (%)	Incremental Wetting Phase Change (%)	Saturation Change per psia
1810	0.1179	4.91	17.4	1.38	0.0086
1980	0.1077	4.96	16.5	0.92	0.0054
2160	0.0988	5.04	15.1	1.38	0.0076
2370	0.0900	5.09	14.2	0.92	0.0044
2590	0.0824	5.14	13.3	0.92	0.0042
2830	0.0754	5.19	12.4	0.92	0.0038
3100	0.0688	5.24	11.5	0.92	0.0034
3390	0.0629	5.30	10.6	0.92	0.0032
3710	0.0575	5.35	9.6	0.92	0.0029
4060	0.0525	5.40	8.7	0.92	0.0026
4440	0.0480	5.42	8.3	0.46	0.0012
4850	0.0440	5.48	7.3	0.92	0.0022
5310	0.0402	5.50	6.9	0.46	0.0010
5810	0.0367	5.53	6.4	0.46	0.0009
6360	0.0335	5.58	5.5	0.92	0.0017
6950	0.0307	5.61	5.0	0.46	0.0008
7610	0.0280	5.63	4.6	0.46	0.0007
8320	0.0256	5.66	4.1	0.46	0.0006
9100	0.0234	5.71	3.2	0.92	0.0012
9960	0.0214	5.73	2.8	0.46	0.0005
10900	0.0196	5.76	2.3	0.46	0.0005
11900	0.0179	5.79	1.8	0.46	0.0005
13000	0.0164	5.81	1.4	0.46	0.0004
14300	0.0149	5.84	0.9	0.46	0.0004
15600	0.0137	5.84	0.9	0.00	0.0000
17100	0.0125	5.86	0.5	0.46	0.0003
18700	0.0114	5.86	0.5	0.00	0.0000
20400	0.0105	5.86	0.5	0.00	0.0000
22300	0.0096	5.89	0.0	0.46	0.0002
24400	0.0087	5.89	0.0	0.00	0.0000
26700	0.0080	5.89	0.0	0.00	0.0000
29300	0.0073	5.89	0.0	0.00	0.0000
32000	0.0067	5.89	0.0	0.00	0.0000
35000	0.0061	5.89	0.0	0.00	0.0000
38300	0.0056	5.89	0.0	0.00	0.0000
41900	0.0051	5.89	0.0	0.00	0.0000
45800	0.0047	5.89	0.0	0.00	0.0000
50100	0.0043	5.89	0.0	0.00	0.0000
54800	0.0039	5.89	0.0	0.00	0.0000
59500	0.0036	5.89	0.0	0.00	0.0000

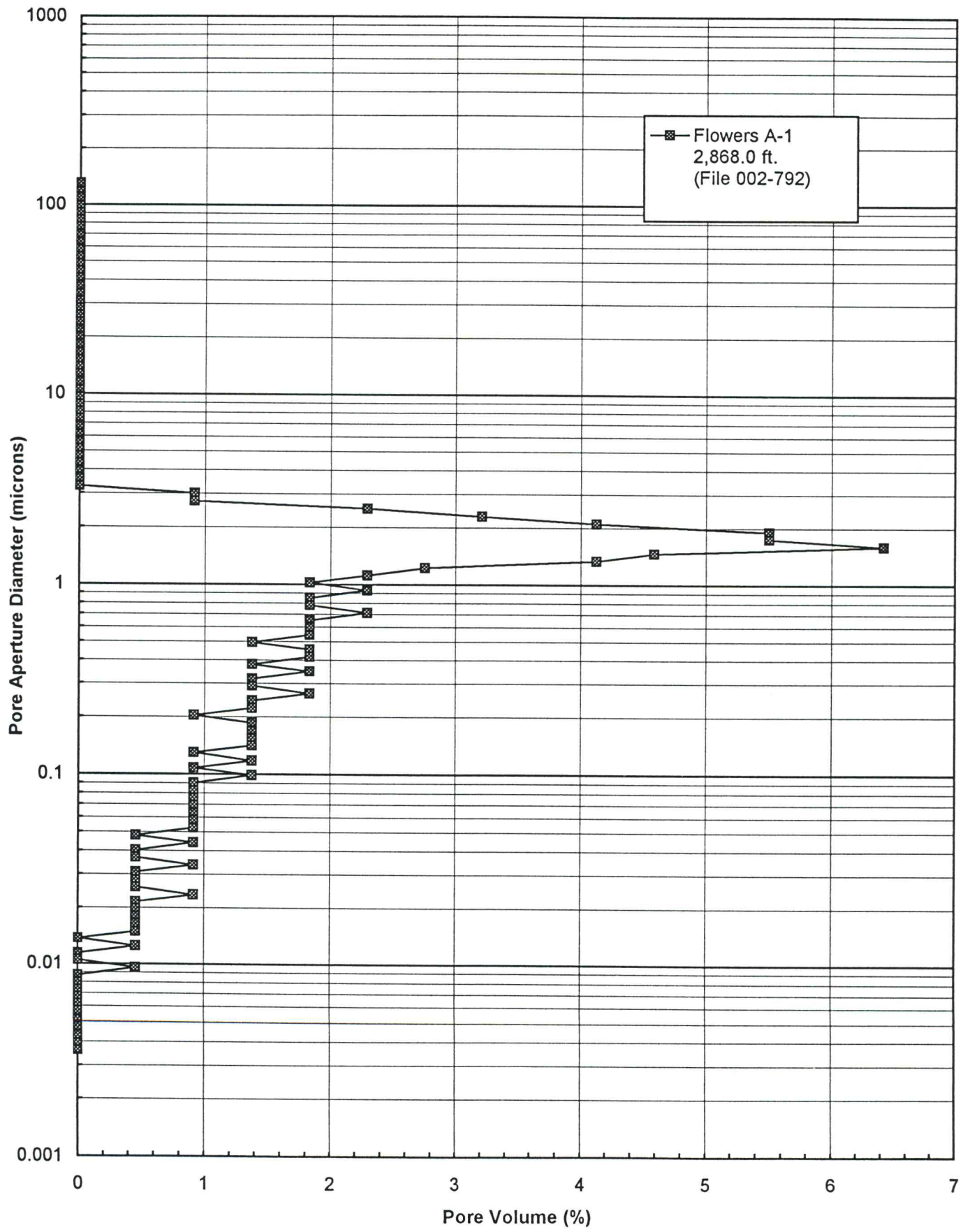
Mercury Injection Capillary Pressure (Bulk Volume)



Mercury Injection Capillary Pressure (Pore Volume)



Pore Aperture Size Distribution



Mercury Injection Capillary Pressure

Flowers A-1 : 2,843.0 feet

File 002-780

Sample Information	
Bulk Volume = 8.9987 cc	Porosity = 9.48% (mercury)
Pore Volume = 0.8534 cc	Permeability = 0.0015 md (mercury)
Closure = 0.41%BV @ 1980 psia	Median Pore Aperture = 0.0258 microns

Capillary Pressure (psia)	Pore Aperture Diameter (microns)	Cumulative Bulk Vol. (%)	Wetting Phase Saturation (%)	Incremental Wetting Phase Change (%)	Saturation Change per psia
1.64	130	0.00	100.0	0.00	0.0000
1.80	119	0.02	100.0	0.00	0.0000
1.96	109	0.02	100.0	0.00	0.0000
2.15	99.2	0.02	100.0	0.00	0.0000
2.35	90.8	0.05	100.0	0.00	0.0000
2.57	83.0	0.05	100.0	0.00	0.0000
2.81	75.9	0.05	100.0	0.00	0.0000
3.08	69.3	0.05	100.0	0.00	0.0000
3.37	63.3	0.07	100.0	0.00	0.0000
3.68	58.0	0.07	100.0	0.00	0.0000
4.03	52.9	0.07	100.0	0.00	0.0000
4.41	48.4	0.07	100.0	0.00	0.0000
4.82	44.3	0.07	100.0	0.00	0.0000
5.27	40.5	0.10	100.0	0.00	0.0000
5.77	37.0	0.10	100.0	0.00	0.0000
6.31	33.8	0.10	100.0	0.00	0.0000
6.90	30.9	0.10	100.0	0.00	0.0000
7.55	28.3	0.10	100.0	0.00	0.0000
8.26	25.8	0.10	100.0	0.00	0.0000
9.04	23.6	0.10	100.0	0.00	0.0000
9.89	21.6	0.10	100.0	0.00	0.0000
10.8	19.8	0.10	100.0	0.00	0.0000
11.8	18.1	0.10	100.0	0.00	0.0000
12.9	16.5	0.10	100.0	0.00	0.0000
14.2	15.0	0.12	100.0	0.00	0.0000
15.5	13.8	0.12	100.0	0.00	0.0000
16.9	12.6	0.12	100.0	0.00	0.0000
18.5	11.5	0.12	100.0	0.00	0.0000
20.3	10.5	0.12	100.0	0.00	0.0000
22.2	9.61	0.12	100.0	0.00	0.0000
24.3	8.78	0.12	100.0	0.00	0.0000
26.6	8.02	0.12	100.0	0.00	0.0000
29.0	7.36	0.14	100.0	0.00	0.0000
31.8	6.71	0.14	100.0	0.00	0.0000
34.8	6.13	0.14	100.0	0.00	0.0000
38.0	5.61	0.14	100.0	0.00	0.0000

Mercury Injection Capillary Pressure

Flowers A-1 : 2,843.0 feet
File 002-780

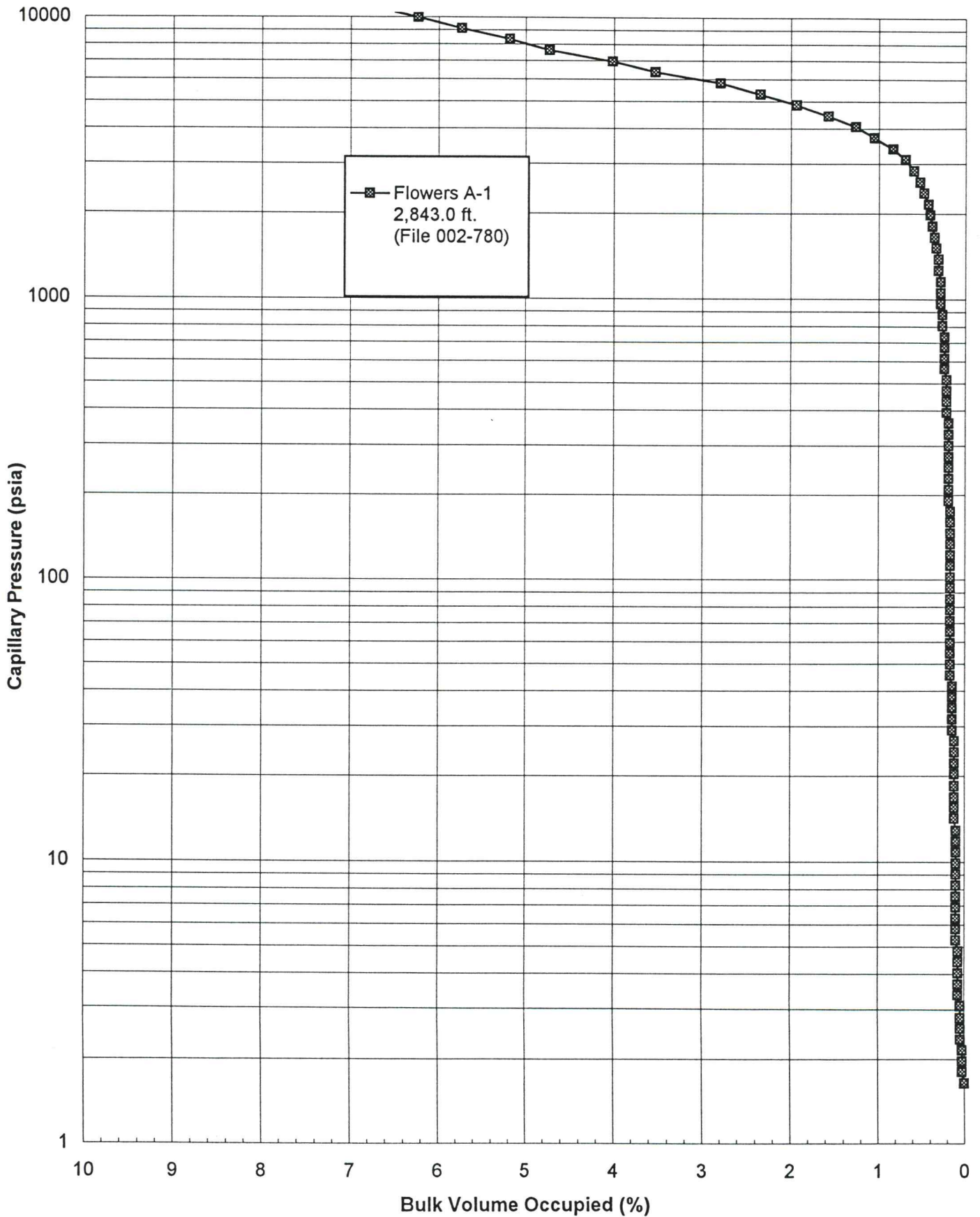
Capillary Pressure (psia)	Pore Aperture Diameter (microns)	Cumulative Bulk Vol. (%)	Wetting Phase Saturation (%)	Incremental Wetting Phase Change (%)	Saturation Change per psia
41.6	5.13	0.14	100.0	0.00	0.0000
45.5	4.69	0.17	100.0	0.00	0.0000
49.8	4.28	0.17	100.0	0.00	0.0000
54.5	3.91	0.17	100.0	0.00	0.0000
59.6	3.58	0.17	100.0	0.00	0.0000
65.2	3.27	0.17	100.0	0.00	0.0000
71.3	2.99	0.17	100.0	0.00	0.0000
78.0	2.73	0.17	100.0	0.00	0.0000
85.3	2.50	0.17	100.0	0.00	0.0000
93.4	2.28	0.17	100.0	0.00	0.0000
102	2.09	0.17	100.0	0.00	0.0000
112	1.90	0.17	100.0	0.00	0.0000
122	1.75	0.17	100.0	0.00	0.0000
134	1.59	0.17	100.0	0.00	0.0000
146	1.46	0.17	100.0	0.00	0.0000
160	1.33	0.17	100.0	0.00	0.0000
175	1.22	0.17	100.0	0.00	0.0000
191	1.12	0.19	100.0	0.00	0.0000
209	1.02	0.19	100.0	0.00	0.0000
229	0.932	0.19	100.0	0.00	0.0000
251	0.850	0.19	100.0	0.00	0.0000
274	0.779	0.19	100.0	0.00	0.0000
300	0.711	0.19	100.0	0.00	0.0000
328	0.650	0.19	100.0	0.00	0.0000
359	0.594	0.19	100.0	0.00	0.0000
393	0.543	0.22	100.0	0.00	0.0000
430	0.496	0.22	100.0	0.00	0.0000
470	0.454	0.22	100.0	0.00	0.0000
514	0.415	0.22	100.0	0.00	0.0000
563	0.379	0.24	100.0	0.00	0.0000
615	0.347	0.24	100.0	0.00	0.0000
673	0.317	0.24	100.0	0.00	0.0000
736	0.290	0.24	100.0	0.00	0.0000
806	0.265	0.26	100.0	0.00	0.0000
881	0.242	0.26	100.0	0.00	0.0000
964	0.221	0.29	100.0	0.00	0.0000
1050	0.203	0.29	100.0	0.00	0.0000
1150	0.186	0.29	100.0	0.00	0.0000
1260	0.169	0.31	100.0	0.00	0.0000
1380	0.155	0.31	100.0	0.00	0.0000
1510	0.141	0.33	100.0	0.00	0.0000
1650	0.129	0.36	100.0	0.00	0.0000

Mercury Injection Capillary Pressure

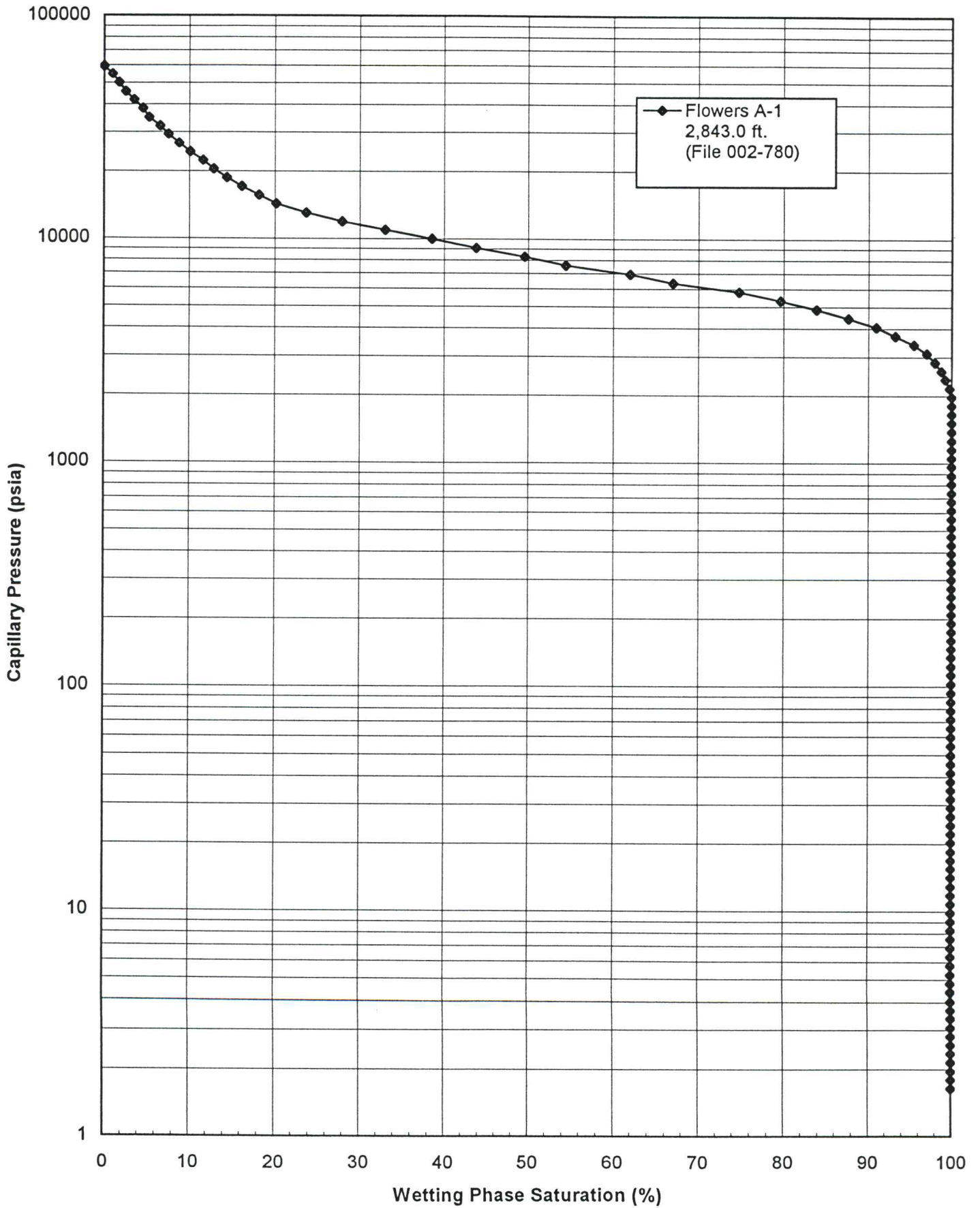
Flowers A-1 : 2,843.0 feet
File 002-780

Capillary Pressure (psia)	Pore Aperture Diameter (microns)	Cumulative Bulk Vol. (%)	Wetting Phase Saturation (%)	Incremental Wetting Phase Change (%)	Saturation Change per psia
1810	0.1179	0.38	100.0	0.00	0.0000
1980	0.1077	0.41	100.0	0.00	0.0000
2160	0.0988	0.43	99.7	0.25	0.0014
2370	0.0900	0.48	99.2	0.50	0.0024
2590	0.0824	0.53	98.7	0.50	0.0023
2830	0.0754	0.60	98.0	0.76	0.0031
3100	0.0688	0.69	97.0	1.01	0.0037
3390	0.0629	0.84	95.5	1.51	0.0052
3710	0.0575	1.05	93.2	2.27	0.0071
4060	0.0525	1.27	90.9	2.27	0.0065
4440	0.0480	1.58	87.7	3.27	0.0086
4850	0.0440	1.94	83.9	3.78	0.0092
5310	0.0402	2.34	79.6	4.28	0.0093
5810	0.0367	2.80	74.8	4.79	0.0096
6360	0.0335	3.54	67.0	7.81	0.0142
6950	0.0307	4.01	62.0	5.04	0.0085
7610	0.0280	4.73	54.4	7.56	0.0114
8320	0.0256	5.18	49.6	4.79	0.0067
9100	0.0234	5.73	43.8	5.79	0.0074
9960	0.0214	6.24	38.5	5.29	0.0062
10900	0.0196	6.76	33.0	5.54	0.0059
11900	0.0179	7.24	28.0	5.04	0.0050
13000	0.0164	7.64	23.7	4.28	0.0039
14300	0.0149	7.98	20.2	3.53	0.0027
15600	0.0137	8.17	18.1	2.02	0.0016
17100	0.0125	8.36	16.1	2.02	0.0013
18700	0.0114	8.53	14.4	1.76	0.0011
20400	0.0105	8.67	12.8	1.51	0.0009
22300	0.0096	8.79	11.6	1.26	0.0007
24400	0.0087	8.93	10.1	1.51	0.0007
26700	0.0080	9.05	8.8	1.26	0.0005
29300	0.0073	9.17	7.6	1.26	0.0005
32000	0.0067	9.27	6.5	1.01	0.0004
35000	0.0061	9.39	5.3	1.26	0.0004
38300	0.0056	9.46	4.5	0.76	0.0002
41900	0.0051	9.56	3.5	1.01	0.0003
45800	0.0047	9.65	2.5	1.01	0.0003
50100	0.0043	9.72	1.8	0.76	0.0002
54800	0.0039	9.79	1.0	0.76	0.0002
59500	0.0036	9.89	0.0	1.01	0.0002

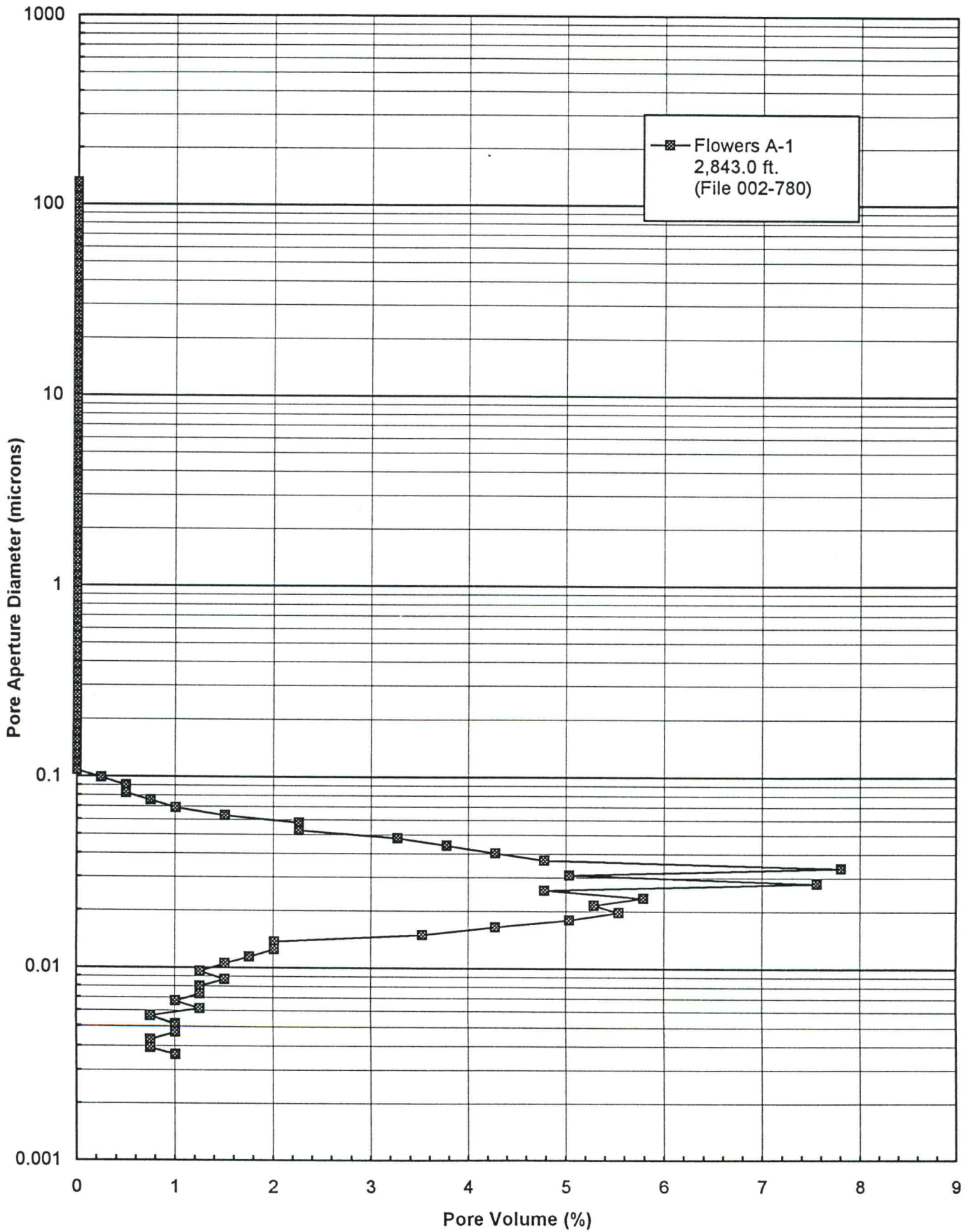
Mercury Injection Capillary Pressure (Bulk Volume)



Mercury Injection Capillary Pressure (Pore Volume)



Pore Aperture Size Distribution



Mercury Injection Capillary Pressure

Flowers A-1 : 2,846.7 feet

File 002-793

Sample Information	
Bulk Volume = 8.4589 cc	Porosity = 3.15% (mercury)
Pore Volume = 0.2666 cc	Permeability = N/A
Closure = 0.36%BV @ 4060 psia	Median Pore Aperture = 0.0124 microns

Capillary Pressure (psia)	Pore Aperture Diameter (microns)	Cumulative Bulk Vol. (%)	Wetting Phase Saturation (%)	Incremental Wetting Phase Change (%)	Saturation Change per psia
1.64	130	0.01	100.0	0.00	0.0000
1.80	119	0.02	100.0	0.00	0.0000
1.96	109	0.03	100.0	0.00	0.0000
2.15	99.2	0.03	100.0	0.00	0.0000
2.35	90.8	0.04	100.0	0.00	0.0000
2.57	83.0	0.05	100.0	0.00	0.0000
2.81	75.9	0.05	100.0	0.00	0.0000
3.08	69.3	0.06	100.0	0.00	0.0000
3.37	63.3	0.06	100.0	0.00	0.0000
3.68	58.0	0.07	100.0	0.00	0.0000
4.03	52.9	0.07	100.0	0.00	0.0000
4.41	48.4	0.07	100.0	0.00	0.0000
4.82	44.3	0.08	100.0	0.00	0.0000
5.27	40.5	0.08	100.0	0.00	0.0000
5.77	37.0	0.08	100.0	0.00	0.0000
6.31	33.8	0.08	100.0	0.00	0.0000
6.90	30.9	0.08	100.0	0.00	0.0000
7.55	28.3	0.09	100.0	0.00	0.0000
8.26	25.8	0.09	100.0	0.00	0.0000
9.04	23.6	0.09	100.0	0.00	0.0000
9.89	21.6	0.09	100.0	0.00	0.0000
10.8	19.8	0.09	100.0	0.00	0.0000
11.8	18.1	0.09	100.0	0.00	0.0000
12.9	16.5	0.10	100.0	0.00	0.0000
14.2	15.0	0.10	100.0	0.00	0.0000
15.5	13.8	0.10	100.0	0.00	0.0000
16.9	12.6	0.10	100.0	0.00	0.0000
18.5	11.5	0.11	100.0	0.00	0.0000
20.3	10.5	0.11	100.0	0.00	0.0000
22.2	9.61	0.11	100.0	0.00	0.0000
24.3	8.78	0.11	100.0	0.00	0.0000
26.6	8.02	0.12	100.0	0.00	0.0000
29.0	7.36	0.12	100.0	0.00	0.0000
31.8	6.71	0.13	100.0	0.00	0.0000
34.8	6.13	0.13	100.0	0.00	0.0000
38.0	5.61	0.14	100.0	0.00	0.0000

Mercury Injection Capillary Pressure

Flowers A-1 : 2,846.7 feet
File 002-793

Capillary Pressure (psia)	Pore Aperture Diameter (microns)	Cumulative Bulk Vol. (%)	Wetting Phase Saturation (%)	Incremental Wetting Phase Change (%)	Saturation Change per psia
41.6	5.13	0.14	100.0	0.00	0.0000
45.5	4.69	0.16	100.0	0.00	0.0000
49.8	4.28	0.16	100.0	0.00	0.0000
54.5	3.91	0.16	100.0	0.00	0.0000
59.6	3.58	0.16	100.0	0.00	0.0000
65.2	3.27	0.16	100.0	0.00	0.0000
71.3	2.99	0.16	100.0	0.00	0.0000
78.0	2.73	0.16	100.0	0.00	0.0000
85.3	2.50	0.16	100.0	0.00	0.0000
93.4	2.28	0.16	100.0	0.00	0.0000
102	2.09	0.16	100.0	0.00	0.0000
112	1.90	0.16	100.0	0.00	0.0000
122	1.75	0.16	100.0	0.00	0.0000
134	1.59	0.17	100.0	0.00	0.0000
146	1.46	0.17	100.0	0.00	0.0000
160	1.33	0.17	100.0	0.00	0.0000
175	1.22	0.17	100.0	0.00	0.0000
191	1.12	0.17	100.0	0.00	0.0000
209	1.02	0.17	100.0	0.00	0.0000
229	0.932	0.17	100.0	0.00	0.0000
251	0.850	0.17	100.0	0.00	0.0000
274	0.779	0.18	100.0	0.00	0.0000
300	0.711	0.18	100.0	0.00	0.0000
328	0.650	0.18	100.0	0.00	0.0000
359	0.594	0.18	100.0	0.00	0.0000
393	0.543	0.19	100.0	0.00	0.0000
430	0.496	0.19	100.0	0.00	0.0000
470	0.454	0.19	100.0	0.00	0.0000
514	0.415	0.19	100.0	0.00	0.0000
563	0.379	0.20	100.0	0.00	0.0000
615	0.347	0.20	100.0	0.00	0.0000
673	0.317	0.21	100.0	0.00	0.0000
736	0.290	0.21	100.0	0.00	0.0000
806	0.265	0.21	100.0	0.00	0.0000
881	0.242	0.22	100.0	0.00	0.0000
964	0.221	0.22	100.0	0.00	0.0000
1050	0.203	0.23	100.0	0.00	0.0000
1150	0.186	0.23	100.0	0.00	0.0000
1260	0.169	0.24	100.0	0.00	0.0000
1380	0.155	0.25	100.0	0.00	0.0000
1510	0.141	0.25	100.0	0.00	0.0000
1650	0.129	0.26	100.0	0.00	0.0000

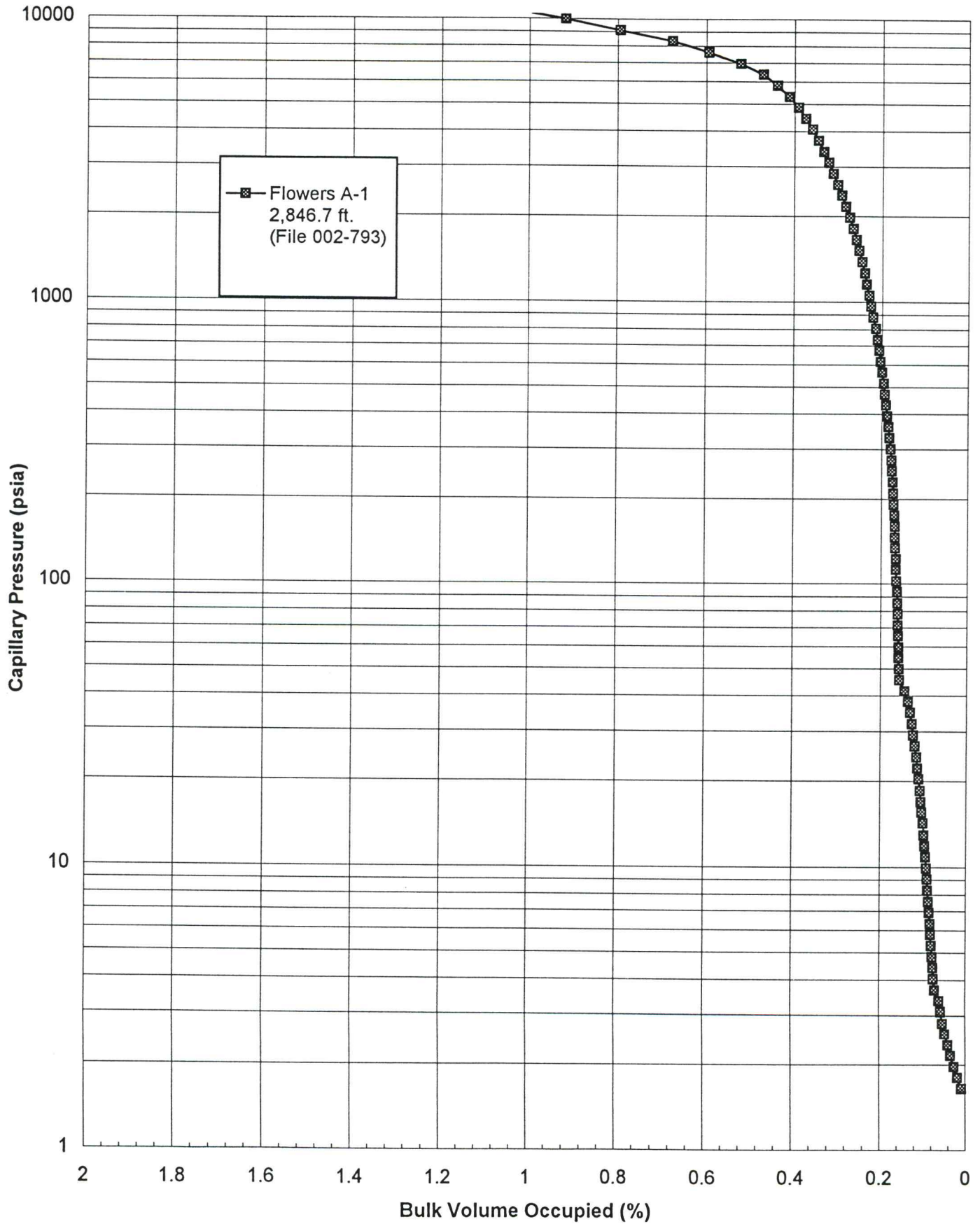
Mercury Injection Capillary Pressure

Flowers A-1 : 2,846.7 feet

File 002-793

Capillary Pressure (psia)	Pore Aperture Diameter (microns)	Cumulative Bulk Vol. (%)	Wetting Phase Saturation (%)	Incremental Wetting Phase Change (%)	Saturation Change per psia
1810	0.1179	0.27	100.0	0.00	0.0000
1980	0.1077	0.27	100.0	0.00	0.0000
2160	0.0988	0.28	100.0	0.00	0.0000
2370	0.0900	0.29	100.0	0.00	0.0000
2590	0.0824	0.30	100.0	0.00	0.0000
2830	0.0754	0.31	100.0	0.00	0.0000
3100	0.0688	0.32	100.0	0.00	0.0000
3390	0.0629	0.33	100.0	0.00	0.0000
3710	0.0575	0.35	100.0	0.00	0.0000
4060	0.0525	0.36	100.0	0.00	0.0000
4440	0.0480	0.37	99.5	0.47	0.0012
4850	0.0440	0.39	99.0	0.54	0.0013
5310	0.0402	0.41	98.3	0.66	0.0014
5810	0.0367	0.44	97.5	0.83	0.0017
6360	0.0335	0.47	96.5	1.02	0.0019
6950	0.0307	0.52	94.9	1.62	0.0028
7610	0.0280	0.59	92.6	2.29	0.0035
8320	0.0256	0.68	89.9	2.64	0.0037
9100	0.0234	0.79	86.2	3.73	0.0048
9960	0.0214	0.92	82.3	3.94	0.0046
10900	0.0196	1.07	77.5	4.77	0.0051
11900	0.0179	1.23	72.5	5.00	0.0050
13000	0.0164	1.39	67.3	5.20	0.0047
14300	0.0149	1.57	61.6	5.72	0.0044
15600	0.0137	1.75	56.0	5.60	0.0043
17100	0.0125	1.92	50.4	5.59	0.0037
18700	0.0114	2.10	44.7	5.73	0.0036
20400	0.0105	2.28	39.1	5.54	0.0033
22300	0.0096	2.45	33.5	5.57	0.0029
24400	0.0087	2.62	28.3	5.24	0.0025
26700	0.0080	2.79	22.9	5.40	0.0023
29300	0.0073	2.94	18.0	4.91	0.0019
32000	0.0067	3.08	13.6	4.39	0.0016
35000	0.0061	3.21	9.7	3.91	0.0013
38300	0.0056	3.32	6.2	3.48	0.0011
41900	0.0051	3.40	3.6	2.60	0.0007
45800	0.0047	3.45	1.9	1.73	0.0004
50100	0.0043	3.48	1.1	0.83	0.0002
54800	0.0039	3.49	0.6	0.42	0.0001
59500	0.0036	3.51	0.0	0.65	0.0001

Mercury Injection Capillary Pressure (Bulk Volume)



Mercury Injection Capillary Pressure

Flowers A-1 : 2,878.0 feet

File 002-797

Sample Information	
Bulk Volume = 12.5003 cc	Porosity = 11.1% (mercury)
Pore Volume = 1.3833 cc	Permeability = 0.7603 md (mercury)
Closure = 0.46%BV @ 78.0 psia	Median Pore Aperture = 0.8729 microns

Capillary Pressure (psia)	Pore Aperture Diameter (microns)	Cumulative Bulk Vol. (%)	Wetting Phase Saturation (%)	Incremental Wetting Phase Change (%)	Saturation Change per psia
1.64	130	0.02	100.0	0.00	0.0000
1.80	119	0.02	100.0	0.00	0.0000
1.96	109	0.05	100.0	0.00	0.0000
2.15	99.2	0.05	100.0	0.00	0.0000
2.35	90.8	0.05	100.0	0.00	0.0000
2.57	83.0	0.05	100.0	0.00	0.0000
2.81	75.9	0.07	100.0	0.00	0.0000
3.08	69.3	0.10	100.0	0.00	0.0000
3.37	63.3	0.10	100.0	0.00	0.0000
3.68	58.0	0.10	100.0	0.00	0.0000
4.03	52.9	0.12	100.0	0.00	0.0000
4.41	48.4	0.12	100.0	0.00	0.0000
4.82	44.3	0.12	100.0	0.00	0.0000
5.27	40.5	0.14	100.0	0.00	0.0000
5.77	37.0	0.14	100.0	0.00	0.0000
6.31	33.8	0.14	100.0	0.00	0.0000
6.90	30.9	0.17	100.0	0.00	0.0000
7.55	28.3	0.17	100.0	0.00	0.0000
8.26	25.8	0.31	100.0	0.00	0.0000
9.04	23.6	0.31	100.0	0.00	0.0000
9.89	21.6	0.34	100.0	0.00	0.0000
10.8	19.8	0.34	100.0	0.00	0.0000
11.8	18.1	0.34	100.0	0.00	0.0000
12.9	16.5	0.34	100.0	0.00	0.0000
14.2	15.0	0.34	100.0	0.00	0.0000
15.5	13.8	0.34	100.0	0.00	0.0000
16.9	12.6	0.34	100.0	0.00	0.0000
18.5	11.5	0.34	100.0	0.00	0.0000
20.3	10.5	0.34	100.0	0.00	0.0000
22.2	9.61	0.36	100.0	0.00	0.0000
24.3	8.78	0.36	100.0	0.00	0.0000
26.6	8.02	0.36	100.0	0.00	0.0000
29.0	7.36	0.36	100.0	0.00	0.0000
31.8	6.71	0.36	100.0	0.00	0.0000
34.8	6.13	0.38	100.0	0.00	0.0000
38.0	5.61	0.38	100.0	0.00	0.0000

Mercury Injection Capillary Pressure

Flowers A-1 : 2,878.0 feet
File 002-797

Capillary Pressure (psia)	Pore Aperture Diameter (microns)	Cumulative Bulk Vol. (%)	Wetting Phase Saturation (%)	Incremental Wetting Phase Change (%)	Saturation Change per psia
41.6	5.13	0.38	100.0	0.00	0.0000
45.5	4.69	0.41	100.0	0.00	0.0000
49.8	4.28	0.41	100.0	0.00	0.0000
54.5	3.91	0.41	100.0	0.00	0.0000
59.6	3.58	0.41	100.0	0.00	0.0000
65.2	3.27	0.41	100.0	0.00	0.0000
71.3	2.99	0.43	100.0	0.00	0.0000
78.0	2.73	0.46	100.0	0.00	0.0000
85.3	2.50	0.48	99.8	0.22	0.0297
93.4	2.28	0.58	98.9	0.87	0.1071
102	2.09	0.89	96.1	2.82	0.3279
112	1.90	1.25	92.8	3.25	0.3254
122	1.75	1.75	88.3	4.56	0.4555
134	1.59	2.28	83.5	4.77	0.3977
146	1.46	2.98	77.2	6.29	0.5242
160	1.33	3.48	72.7	4.56	0.3254
175	1.22	4.03	67.7	4.99	0.3326
191	1.12	4.56	62.9	4.77	0.2983
209	1.02	5.14	57.7	5.21	0.2892
229	0.932	5.64	53.1	4.56	0.2278
251	0.850	6.12	48.8	4.34	0.1972
274	0.779	6.51	45.3	3.47	0.1509
300	0.711	6.91	41.6	3.69	0.1418
328	0.650	7.27	38.4	3.25	0.1162
359	0.594	7.61	35.4	3.04	0.0980
393	0.543	7.95	32.3	3.04	0.0893
430	0.496	8.26	29.5	2.82	0.0762
470	0.454	8.52	27.1	2.39	0.0597
514	0.415	8.79	24.7	2.39	0.0542
563	0.379	9.03	22.6	2.17	0.0443
615	0.347	9.24	20.6	1.95	0.0375
673	0.317	9.46	18.7	1.95	0.0337
736	0.290	9.65	16.9	1.74	0.0275
806	0.265	9.82	15.4	1.52	0.0217
881	0.242	9.96	14.1	1.30	0.0174
964	0.221	10.11	12.8	1.30	0.0157
1050	0.203	10.20	11.9	0.87	0.0101
1150	0.186	10.32	10.8	1.08	0.0108
1260	0.169	10.42	10.0	0.87	0.0079
1380	0.155	10.49	9.3	0.65	0.0054
1510	0.141	10.59	8.5	0.87	0.0067
1650	0.129	10.63	8.0	0.43	0.0031

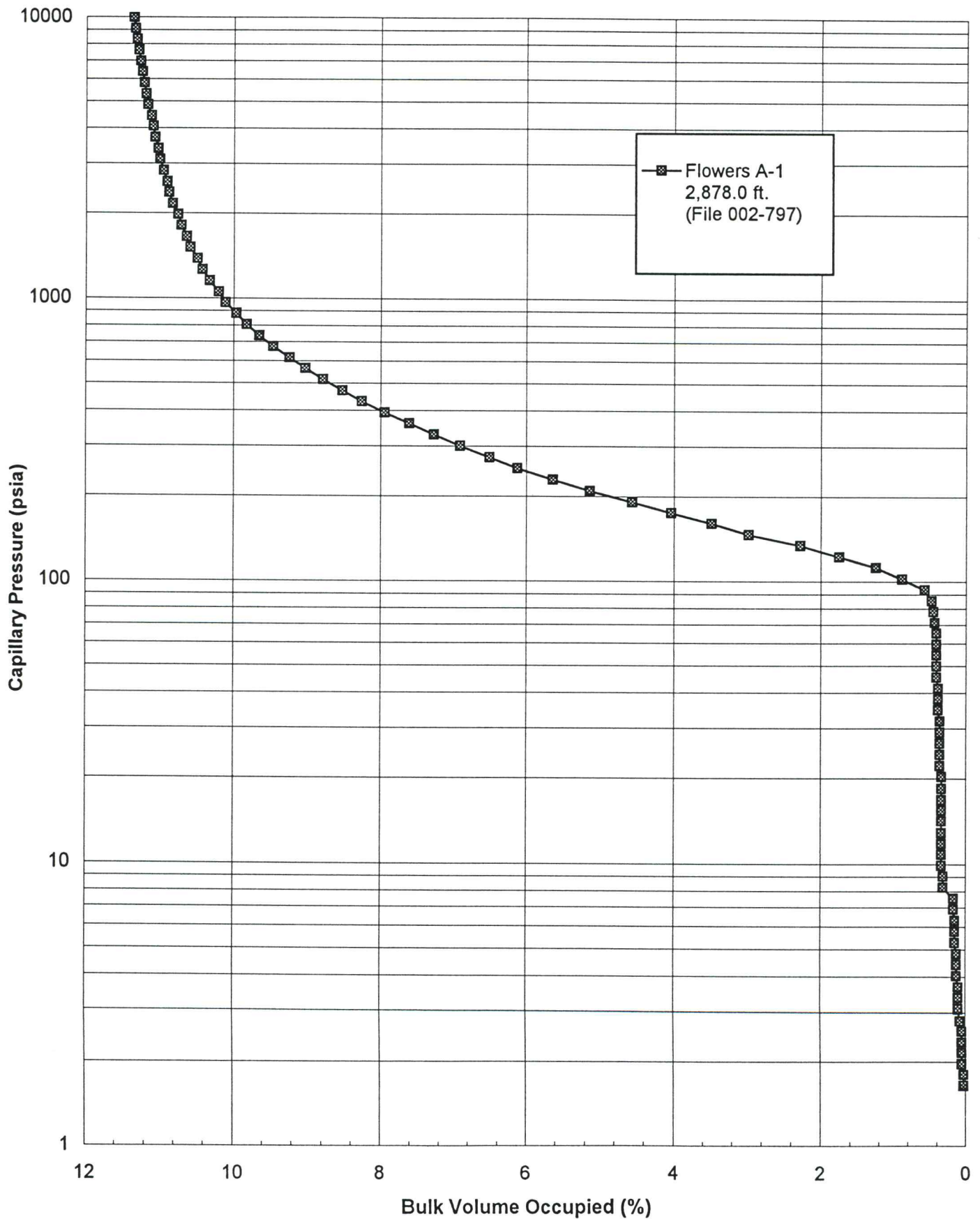
Mercury Injection Capillary Pressure

Flowers A-1 : 2,878.0 feet

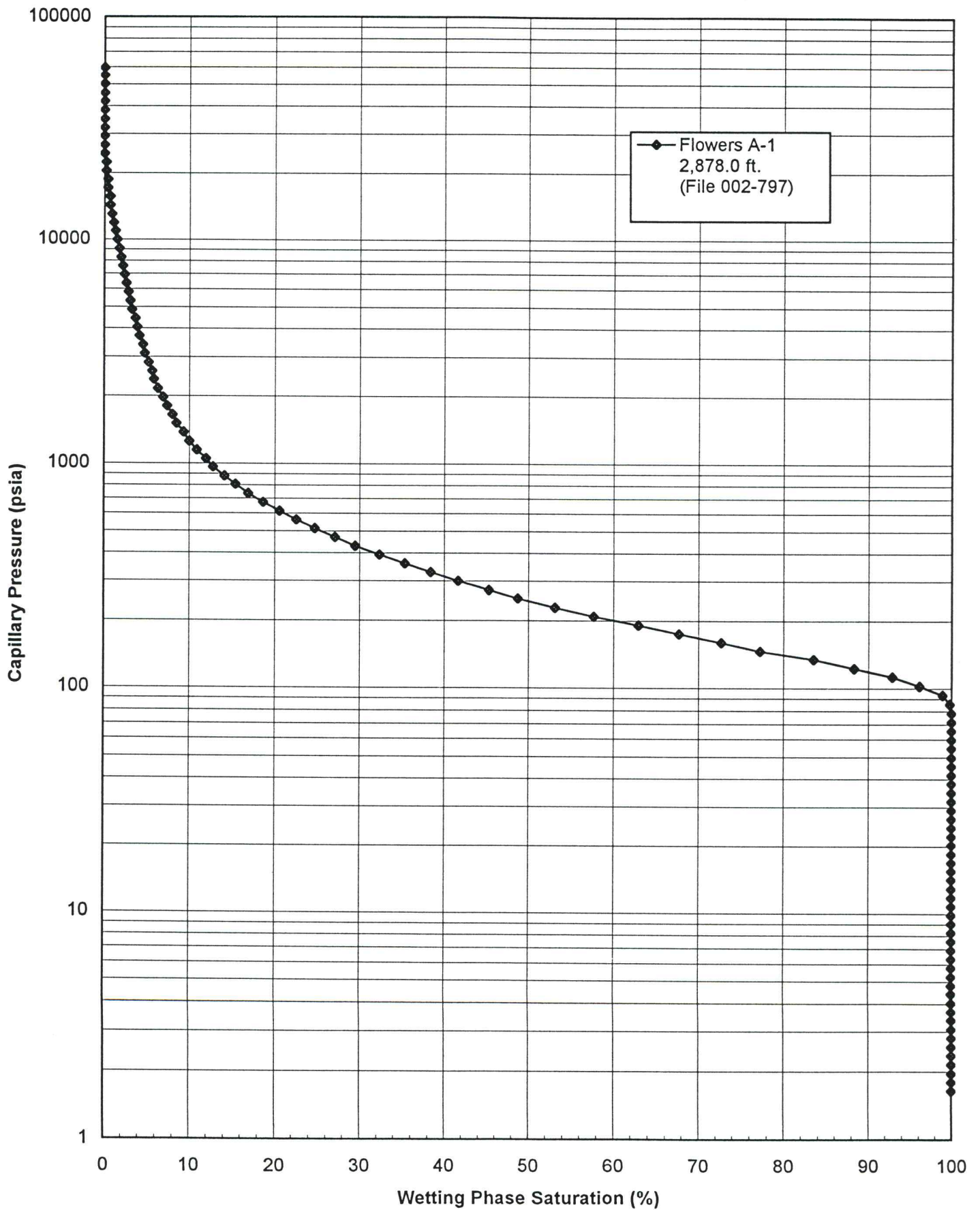
File 002-797

Capillary Pressure (psia)	Pore Aperture Diameter (microns)	Cumulative Bulk Vol. (%)	Wetting Phase Saturation (%)	Incremental Wetting Phase Change (%)	Saturation Change per psia
1810	0.1179	10.71	7.4	0.65	0.0041
1980	0.1077	10.75	6.9	0.43	0.0026
2160	0.0988	10.83	6.3	0.65	0.0036
2370	0.0900	10.87	5.9	0.43	0.0021
2590	0.0824	10.90	5.6	0.22	0.0010
2830	0.0754	10.95	5.2	0.43	0.0018
3100	0.0688	10.99	4.8	0.43	0.0016
3390	0.0629	11.02	4.6	0.22	0.0007
3710	0.0575	11.07	4.1	0.43	0.0014
4060	0.0525	11.09	3.9	0.22	0.0006
4440	0.0480	11.11	3.7	0.22	0.0006
4850	0.0440	11.16	3.3	0.43	0.0011
5310	0.0402	11.19	3.0	0.22	0.0005
5810	0.0367	11.21	2.8	0.22	0.0004
6360	0.0335	11.23	2.6	0.22	0.0004
6950	0.0307	11.26	2.4	0.22	0.0004
7610	0.0280	11.28	2.2	0.22	0.0003
8320	0.0256	11.31	2.0	0.22	0.0003
9100	0.0234	11.33	1.7	0.22	0.0003
9960	0.0214	11.35	1.5	0.22	0.0003
10900	0.0196	11.38	1.3	0.22	0.0002
11900	0.0179	11.40	1.1	0.22	0.0002
13000	0.0164	11.43	0.9	0.22	0.0002
14300	0.0149	11.45	0.7	0.22	0.0002
15600	0.0137	11.45	0.7	0.00	0.0000
17100	0.0125	11.47	0.4	0.22	0.0001
18700	0.0114	11.47	0.4	0.00	0.0000
20400	0.0105	11.50	0.2	0.22	0.0001
22300	0.0096	11.50	0.2	0.00	0.0000
24400	0.0087	11.52	0.0	0.22	0.0001
26700	0.0080	11.52	0.0	0.00	0.0000
29300	0.0073	11.52	0.0	0.00	0.0000
32000	0.0067	11.52	0.0	0.00	0.0000
35000	0.0061	11.52	0.0	0.00	0.0000
38300	0.0056	11.52	0.0	0.00	0.0000
41900	0.0051	11.52	0.0	0.00	0.0000
45800	0.0047	11.52	0.0	0.00	0.0000
50100	0.0043	11.52	0.0	0.00	0.0000
54800	0.0039	11.52	0.0	0.00	0.0000
59500	0.0036	11.52	0.0	0.00	0.0000

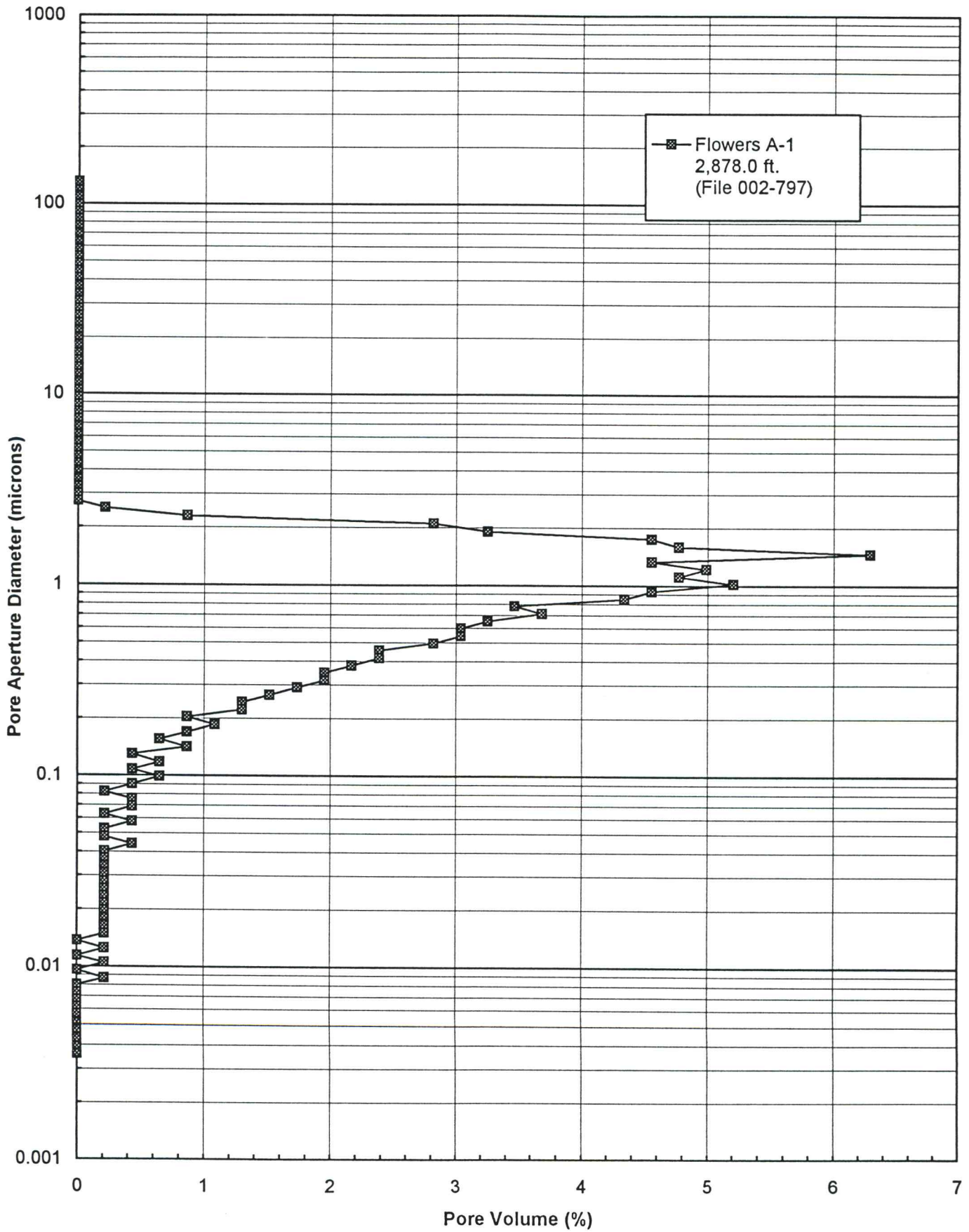
Mercury Injection Capillary Pressure (Bulk Volume)



Mercury Injection Capillary Pressure (Pore Volume)



Pore Aperture Size Distribution



Mercury Injection Capillary Pressure

Flowers A-1 : 2,891.0 feet

File 002-773

Sample Information Bulk Volume = 12.6457 cc Pore Volume = 1.6986 cc Closure = 0.28%BV @ 9.04 psia		Porosity = 13.4% (mercury) Permeability = 59.37 md (mercury) Median Pore Aperture = 9.872 microns	
---	--	---	--

Capillary Pressure (psia)	Pore Aperture Diameter (microns)	Cumulative Bulk Vol. (%)	Wetting Phase Saturation (%)	Incremental Wetting Phase Change (%)	Saturation Change per psia
1.64	130	0.02	100.0	0.00	0.0000
1.80	119	0.02	100.0	0.00	0.0000
1.96	109	0.02	100.0	0.00	0.0000
2.15	99.2	0.05	100.0	0.00	0.0000
2.35	90.8	0.09	100.0	0.00	0.0000
2.57	83.0	0.12	100.0	0.00	0.0000
2.81	75.9	0.12	100.0	0.00	0.0000
3.08	69.3	0.14	100.0	0.00	0.0000
3.37	63.3	0.14	100.0	0.00	0.0000
3.68	58.0	0.14	100.0	0.00	0.0000
4.03	52.9	0.16	100.0	0.00	0.0000
4.41	48.4	0.16	100.0	0.00	0.0000
4.82	44.3	0.16	100.0	0.00	0.0000
5.27	40.5	0.19	100.0	0.00	0.0000
5.77	37.0	0.19	100.0	0.00	0.0000
6.31	33.8	0.21	100.0	0.00	0.0000
6.90	30.9	0.21	100.0	0.00	0.0000
7.55	28.3	0.23	100.0	0.00	0.0000
8.26	25.8	0.26	100.0	0.00	0.0000
9.04	23.6	0.28	100.0	0.00	0.0000
9.89	21.6	0.33	99.7	0.35	0.4092
10.8	19.8	0.40	99.1	0.52	0.5733
11.8	18.1	0.51	98.3	0.87	0.8696
12.9	16.5	1.00	94.6	3.65	3.3202
14.2	15.0	2.03	87.0	7.65	5.8863
15.5	13.8	3.29	77.6	9.39	7.2241
16.9	12.6	4.44	69.0	8.52	6.0870
18.5	11.5	5.58	60.5	8.52	5.3261
20.3	10.5	6.52	53.6	6.96	3.8647
22.2	9.61	7.20	48.5	5.04	2.6545
24.3	8.78	7.71	44.7	3.83	1.8219
26.6	8.02	8.13	41.6	3.13	1.3611
29.0	7.36	8.48	39.0	2.61	1.0870
31.8	6.71	8.78	36.7	2.26	0.8075
34.8	6.13	9.06	34.6	2.09	0.6957
38.0	5.61	9.27	33.0	1.57	0.4891

Mercury Injection Capillary Pressure

Flowers A-1 : 2,891.0 feet
File 002-773

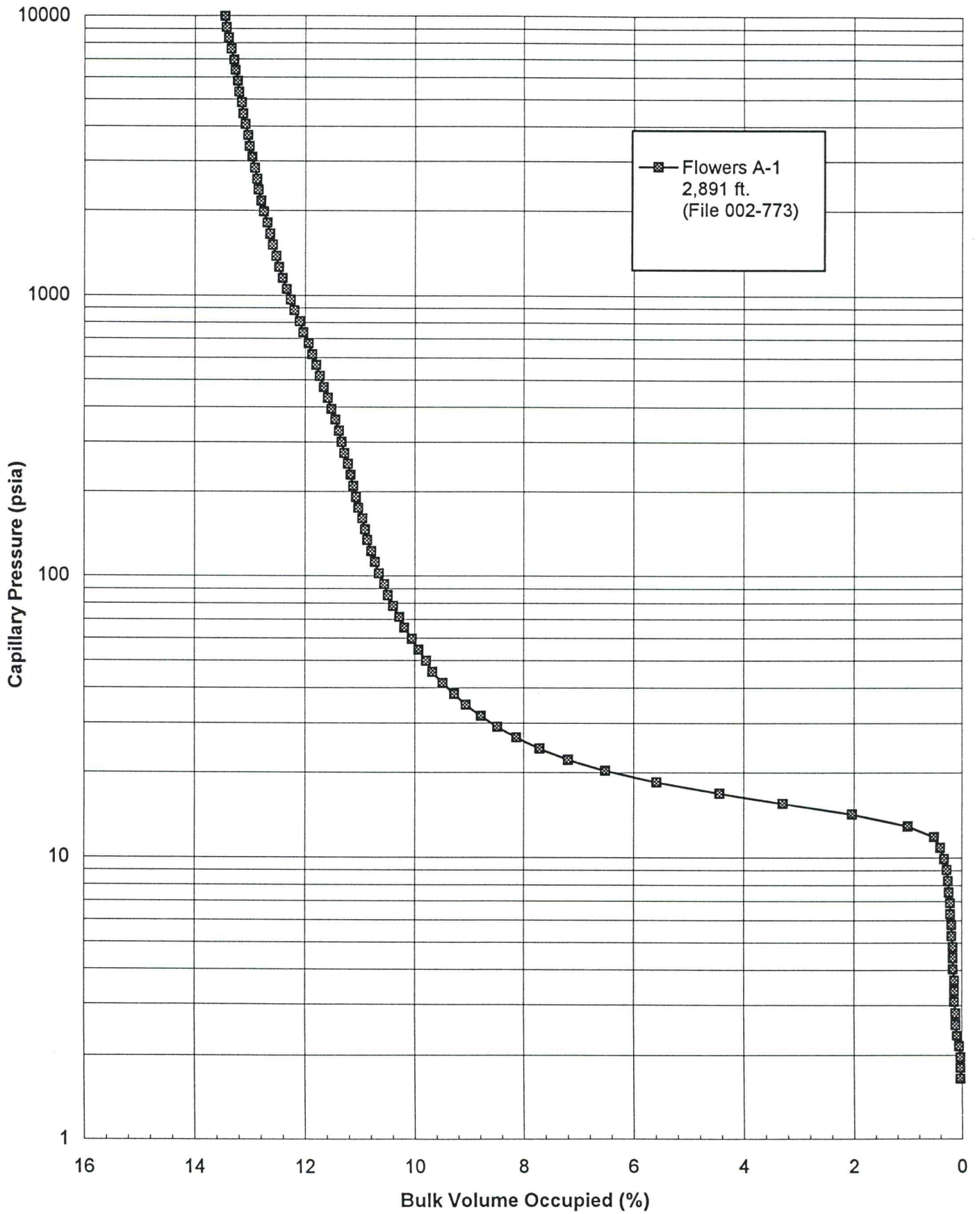
Capillary Pressure (psia)	Pore Aperture Diameter (microns)	Cumulative Bulk Vol. (%)	Wetting Phase Saturation (%)	Incremental Wetting Phase Change (%)	Saturation Change per psia
41.6	5.13	9.48	31.5	1.57	0.4348
45.5	4.69	9.67	30.1	1.39	0.3567
49.8	4.28	9.79	29.2	0.87	0.2022
54.5	3.91	9.93	28.2	1.04	0.2220
59.6	3.58	10.05	27.3	0.87	0.1705
65.2	3.27	10.19	26.3	1.04	0.1863
71.3	2.99	10.28	25.6	0.70	0.1140
78.0	2.73	10.40	24.7	0.87	0.1298
85.3	2.50	10.49	24.0	0.70	0.0953
93.4	2.28	10.56	23.5	0.52	0.0644
102	2.09	10.65	22.8	0.70	0.0809
112	1.90	10.72	22.3	0.52	0.0522
122	1.75	10.79	21.7	0.52	0.0522
134	1.59	10.86	21.2	0.52	0.0435
146	1.46	10.91	20.9	0.35	0.0290
160	1.33	10.96	20.5	0.35	0.0248
175	1.22	11.03	20.0	0.52	0.0348
191	1.12	11.07	19.7	0.35	0.0217
209	1.02	11.12	19.3	0.35	0.0193
229	0.932	11.17	19.0	0.35	0.0174
251	0.850	11.21	18.6	0.35	0.0158
274	0.779	11.28	18.1	0.52	0.0227
300	0.711	11.33	17.7	0.35	0.0134
328	0.650	11.38	17.4	0.35	0.0124
359	0.594	11.45	16.9	0.52	0.0168
393	0.543	11.52	16.3	0.52	0.0153
430	0.496	11.59	15.8	0.52	0.0141
470	0.454	11.66	15.3	0.52	0.0130
514	0.415	11.73	14.8	0.52	0.0119
563	0.379	11.80	14.3	0.52	0.0106
615	0.347	11.87	13.7	0.52	0.0100
673	0.317	11.94	13.2	0.52	0.0090
736	0.290	12.03	12.5	0.70	0.0110
806	0.265	12.10	12.0	0.52	0.0075
881	0.242	12.19	11.3	0.70	0.0093
964	0.221	12.26	10.8	0.52	0.0063
1050	0.203	12.33	10.3	0.52	0.0061
1150	0.186	12.40	9.7	0.52	0.0052
1260	0.169	12.47	9.2	0.52	0.0047
1380	0.155	12.52	8.9	0.35	0.0029
1510	0.141	12.59	8.3	0.52	0.0040
1650	0.129	12.64	8.0	0.35	0.0025

Mercury Injection Capillary Pressure

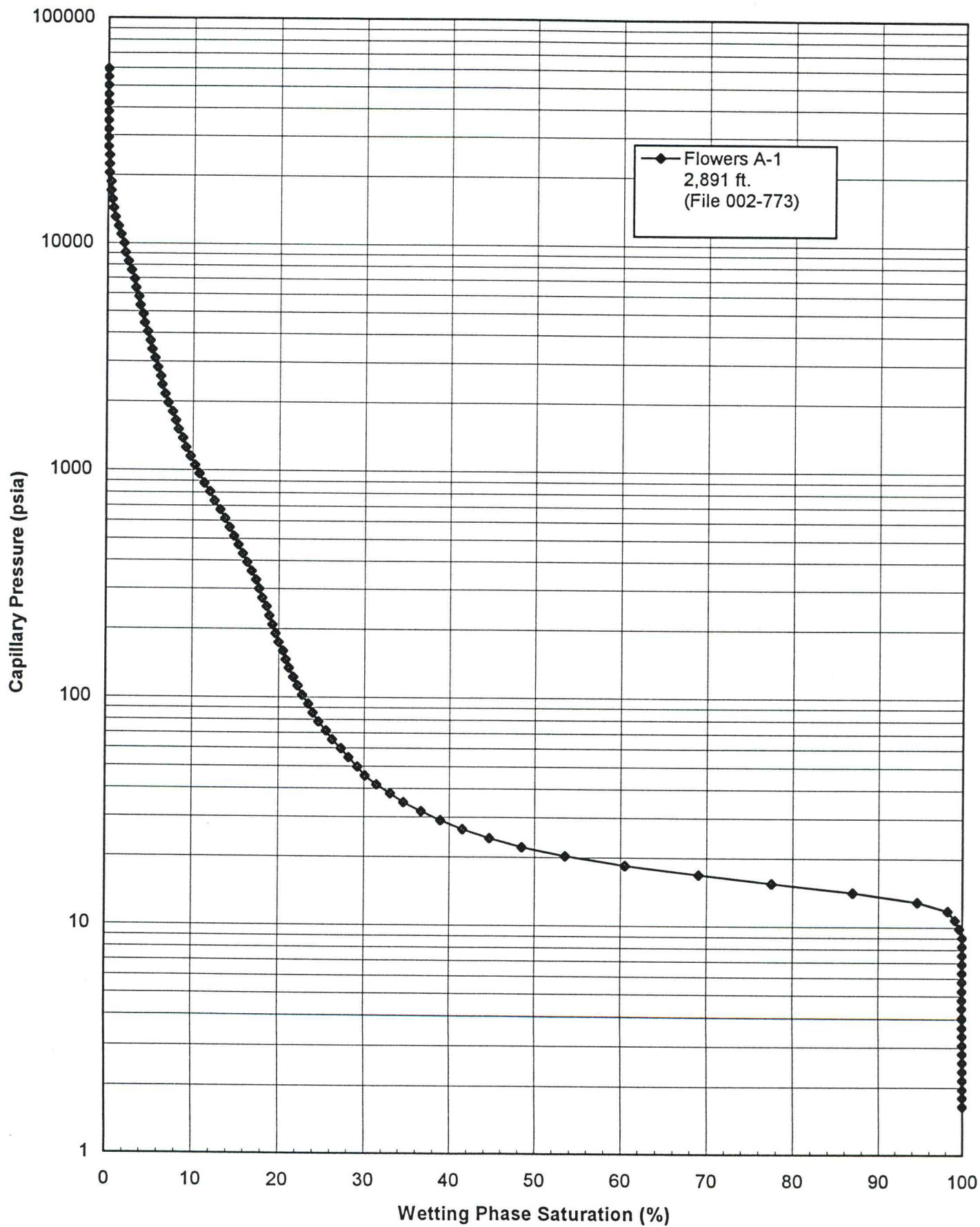
Flowers A-1 : 2,891.0 feet
File 002-773

Capillary Pressure (psia)	Pore Aperture Diameter (microns)	Cumulative Bulk Vol. (%)	Wetting Phase Saturation (%)	Incremental Wetting Phase Change (%)	Saturation Change per psia
1810	0.1179	12.68	7.7	0.35	0.0022
1980	0.1077	12.75	7.1	0.52	0.0031
2160	0.0988	12.80	6.8	0.35	0.0019
2370	0.0900	12.85	6.4	0.35	0.0017
2590	0.0824	12.87	6.3	0.17	0.0008
2830	0.0754	12.92	5.9	0.35	0.0014
3100	0.0688	12.97	5.6	0.35	0.0013
3390	0.0629	13.01	5.2	0.35	0.0012
3710	0.0575	13.04	5.0	0.17	0.0005
4060	0.0525	13.08	4.7	0.35	0.0010
4440	0.0480	13.13	4.3	0.35	0.0009
4850	0.0440	13.15	4.2	0.17	0.0004
5310	0.0402	13.20	3.8	0.35	0.0008
5810	0.0367	13.22	3.7	0.17	0.0003
6360	0.0335	13.27	3.3	0.35	0.0006
6950	0.0307	13.29	3.1	0.17	0.0003
7610	0.0280	13.34	2.8	0.35	0.0005
8320	0.0256	13.39	2.4	0.35	0.0005
9100	0.0234	13.43	2.1	0.35	0.0004
9960	0.0214	13.46	1.9	0.17	0.0002
10900	0.0196	13.50	1.6	0.35	0.0004
11900	0.0179	13.55	1.2	0.35	0.0003
13000	0.0164	13.60	0.9	0.35	0.0003
14300	0.0149	13.62	0.7	0.17	0.0001
15600	0.0137	13.64	0.5	0.17	0.0001
17100	0.0125	13.67	0.3	0.17	0.0001
18700	0.0114	13.67	0.3	0.00	0.0000
20400	0.0105	13.69	0.2	0.17	0.0001
22300	0.0096	13.69	0.2	0.00	0.0000
24400	0.0087	13.69	0.2	0.00	0.0000
26700	0.0080	13.71	0.0	0.17	0.0001
29300	0.0073	13.71	0.0	0.00	0.0000
32000	0.0067	13.71	0.0	0.00	0.0000
35000	0.0061	13.71	0.0	0.00	0.0000
38300	0.0056	13.71	0.0	0.00	0.0000
41900	0.0051	13.71	0.0	0.00	0.0000
45800	0.0047	13.71	0.0	0.00	0.0000
50100	0.0043	13.71	0.0	0.00	0.0000
54800	0.0039	13.71	0.0	0.00	0.0000
59500	0.0036	13.71	0.0	0.00	0.0000

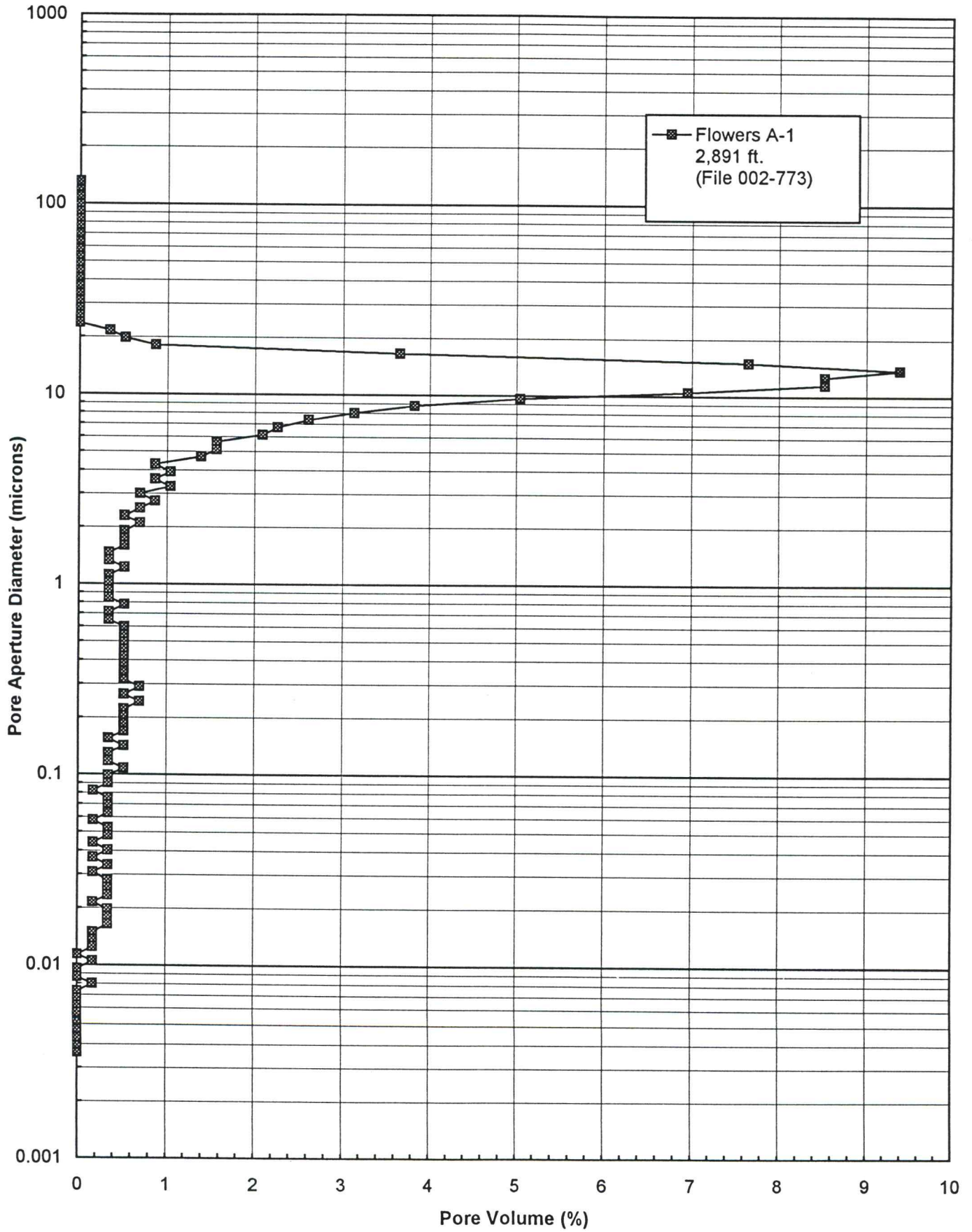
Mercury Injection Capillary Pressure (Bulk Volume)



Mercury Injection Capillary Pressure (Pore Volume)



Pore Aperture Size Distribution



Mercury Injection Capillary Pressure

Flowers A-1 : 2,897.0 feet

File 002-774

Sample Information	
Bulk Volume = 12.3333 cc	Porosity = 13.2% (mercury)
Pore Volume = 1.6240 cc	Permeability = 0.4016 md (mercury)
Closure = 0.31%BV @ 102 psia	Median Pore Aperture = 0.5108 microns

Capillary Pressure (psia)	Pore Aperture Diameter (microns)	Cumulative Bulk Vol. (%)	Wetting Phase Saturation (%)	Incremental Wetting Phase Change (%)	Saturation Change per psia
1.64	130	0.00	100.0	0.00	0.0000
1.80	119	0.02	100.0	0.00	0.0000
1.96	109	0.02	100.0	0.00	0.0000
2.15	99.2	0.02	100.0	0.00	0.0000
2.35	90.8	0.07	100.0	0.00	0.0000
2.57	83.0	0.09	100.0	0.00	0.0000
2.81	75.9	0.12	100.0	0.00	0.0000
3.08	69.3	0.12	100.0	0.00	0.0000
3.37	63.3	0.12	100.0	0.00	0.0000
3.68	58.0	0.14	100.0	0.00	0.0000
4.03	52.9	0.14	100.0	0.00	0.0000
4.41	48.4	0.14	100.0	0.00	0.0000
4.82	44.3	0.14	100.0	0.00	0.0000
5.27	40.5	0.14	100.0	0.00	0.0000
5.77	37.0	0.16	100.0	0.00	0.0000
6.31	33.8	0.16	100.0	0.00	0.0000
6.90	30.9	0.16	100.0	0.00	0.0000
7.55	28.3	0.16	100.0	0.00	0.0000
8.26	25.8	0.16	100.0	0.00	0.0000
9.04	23.6	0.16	100.0	0.00	0.0000
9.89	21.6	0.16	100.0	0.00	0.0000
10.8	19.8	0.16	100.0	0.00	0.0000
11.8	18.1	0.19	100.0	0.00	0.0000
12.9	16.5	0.19	100.0	0.00	0.0000
14.2	15.0	0.19	100.0	0.00	0.0000
15.5	13.8	0.19	100.0	0.00	0.0000
16.9	12.6	0.19	100.0	0.00	0.0000
18.5	11.5	0.19	100.0	0.00	0.0000
20.3	10.5	0.21	100.0	0.00	0.0000
22.2	9.61	0.21	100.0	0.00	0.0000
24.3	8.78	0.21	100.0	0.00	0.0000
26.6	8.02	0.21	100.0	0.00	0.0000
29.0	7.36	0.21	100.0	0.00	0.0000
31.8	6.71	0.21	100.0	0.00	0.0000
34.8	6.13	0.23	100.0	0.00	0.0000
38.0	5.61	0.23	100.0	0.00	0.0000

Mercury Injection Capillary Pressure

Flowers A-1 : 2,897.0 feet
File 002-774

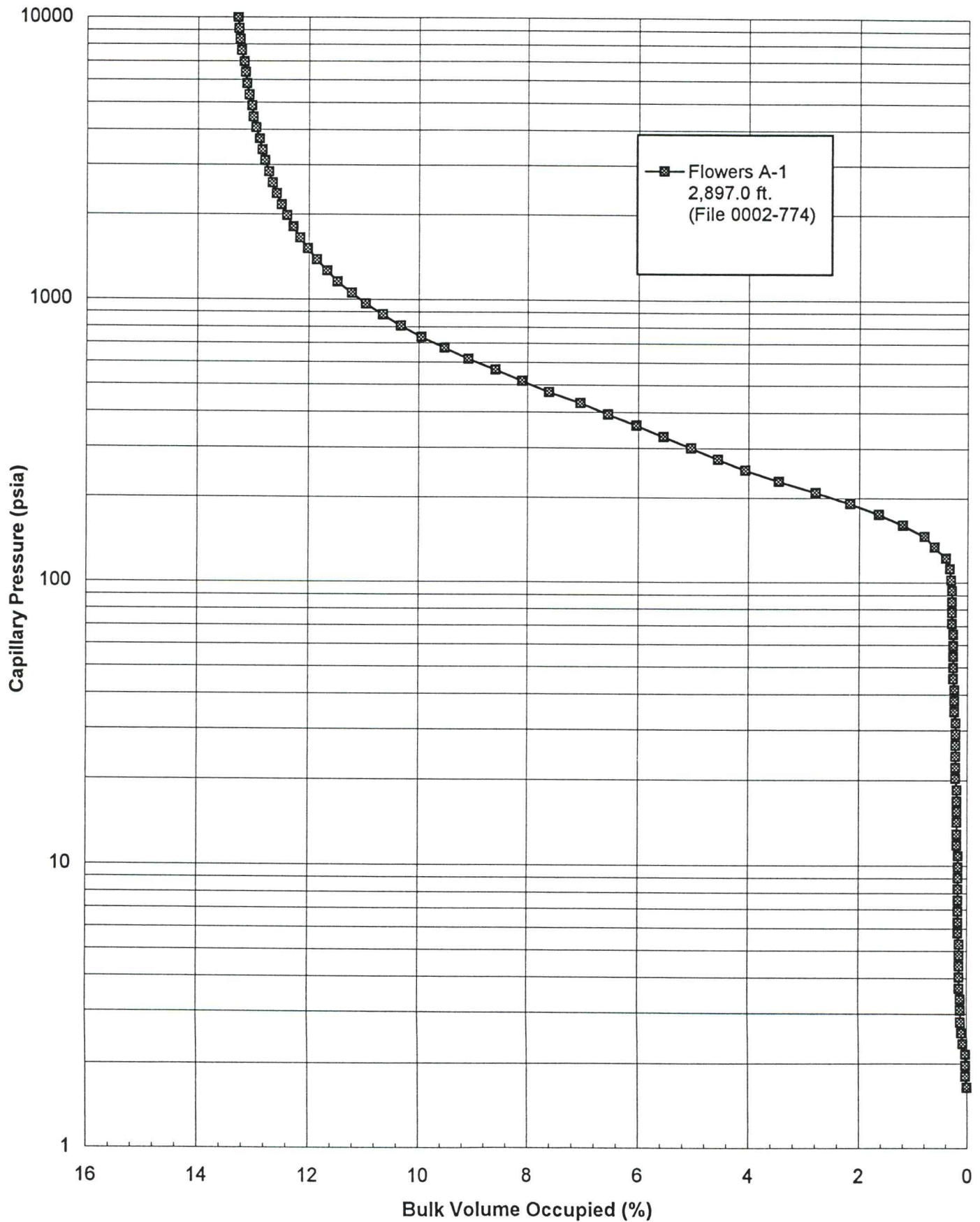
Capillary Pressure (psia)	Pore Aperture Diameter (microns)	Cumulative Bulk Vol. (%)	Wetting Phase Saturation (%)	Incremental Wetting Phase Change (%)	Saturation Change per psia
41.6	5.13	0.23	100.0	0.00	0.0000
45.5	4.69	0.26	100.0	0.00	0.0000
49.8	4.28	0.26	100.0	0.00	0.0000
54.5	3.91	0.26	100.0	0.00	0.0000
59.6	3.58	0.26	100.0	0.00	0.0000
65.2	3.27	0.26	100.0	0.00	0.0000
71.3	2.99	0.28	100.0	0.00	0.0000
78.0	2.73	0.28	100.0	0.00	0.0000
85.3	2.50	0.28	100.0	0.00	0.0000
93.4	2.28	0.28	100.0	0.00	0.0000
102	2.09	0.31	100.0	0.00	0.0000
112	1.90	0.33	99.8	0.18	0.0178
122	1.75	0.40	99.3	0.53	0.0535
134	1.59	0.61	97.7	1.60	0.1337
146	1.46	0.80	96.3	1.43	0.1188
160	1.33	1.20	93.2	3.03	0.2165
175	1.22	1.64	89.8	3.39	0.2258
191	1.12	2.16	85.9	3.92	0.2451
209	1.02	2.79	81.1	4.81	0.2674
229	0.932	3.45	76.1	4.99	0.2496
251	0.850	4.06	71.5	4.63	0.2107
274	0.779	4.55	67.7	3.74	0.1628
300	0.711	5.05	64.0	3.74	0.1440
328	0.650	5.54	60.2	3.74	0.1337
359	0.594	6.03	56.5	3.74	0.1208
393	0.543	6.55	52.6	3.92	0.1153
430	0.496	7.04	48.8	3.74	0.1012
470	0.454	7.60	44.6	4.28	0.1070
514	0.415	8.10	40.8	3.74	0.0851
563	0.379	8.59	37.1	3.74	0.0764
615	0.347	9.08	33.3	3.74	0.0720
673	0.317	9.53	29.9	3.39	0.0584
736	0.290	9.95	26.7	3.21	0.0509
806	0.265	10.33	23.9	2.85	0.0407
881	0.242	10.66	21.4	2.50	0.0333
964	0.221	10.96	19.1	2.32	0.0279
1050	0.203	11.22	17.1	1.96	0.0228
1150	0.186	11.48	15.2	1.96	0.0196
1260	0.169	11.67	13.7	1.43	0.0130
1380	0.155	11.85	12.3	1.43	0.0119
1510	0.141	12.02	11.1	1.25	0.0096
1650	0.129	12.16	10.0	1.07	0.0076

Mercury Injection Capillary Pressure

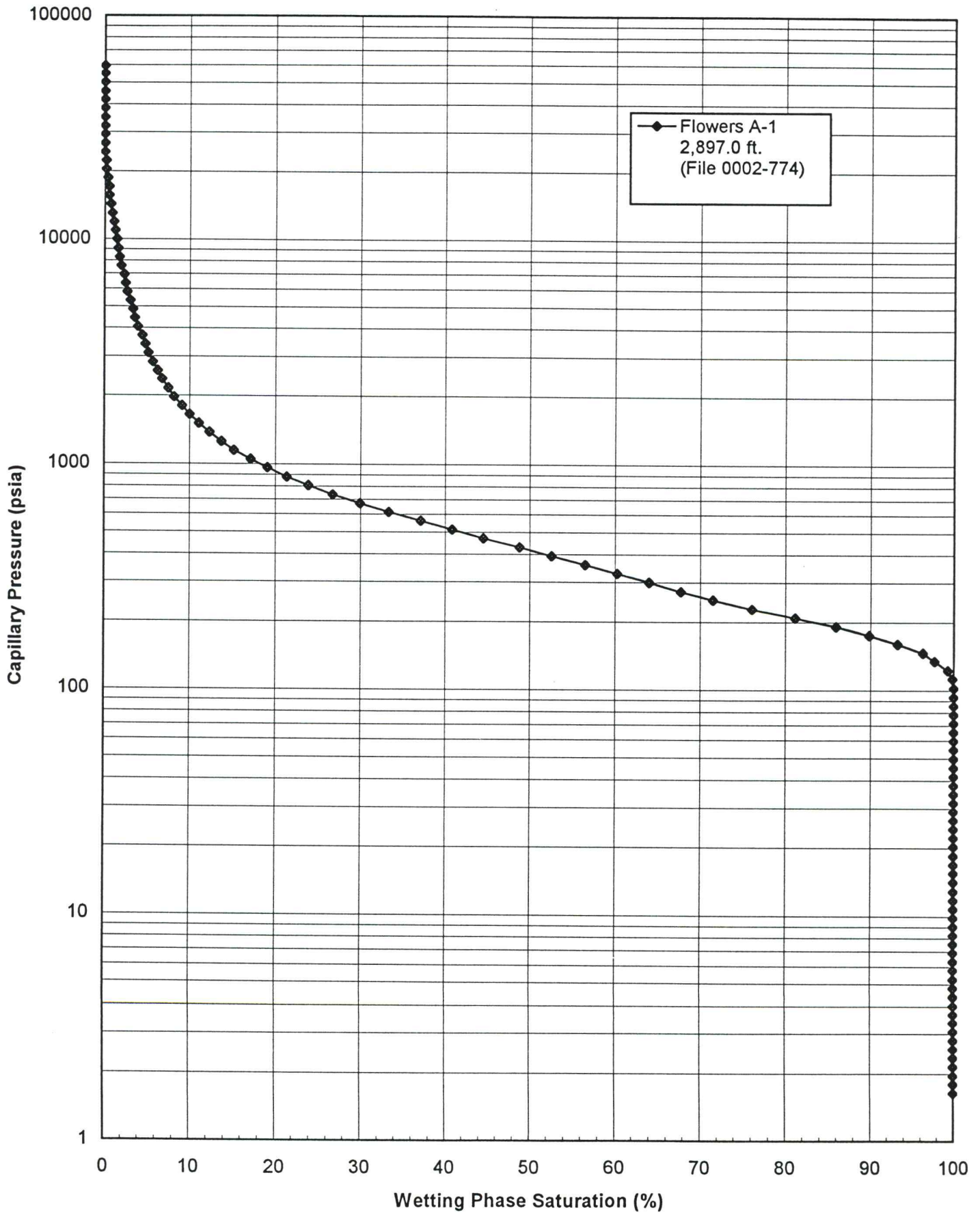
Flowers A-1 : 2,897.0 feet
File 002-774

Capillary Pressure (psia)	Pore Aperture Diameter (microns)	Cumulative Bulk Vol. (%)	Wetting Phase Saturation (%)	Incremental Wetting Phase Change (%)	Saturation Change per psia
1810	0.1179	12.28	9.1	0.89	0.0056
1980	0.1077	12.39	8.2	0.89	0.0052
2160	0.0988	12.49	7.5	0.71	0.0040
2370	0.0900	12.58	6.8	0.71	0.0034
2590	0.0824	12.65	6.2	0.53	0.0024
2830	0.0754	12.72	5.7	0.53	0.0022
3100	0.0688	12.79	5.2	0.53	0.0020
3390	0.0629	12.84	4.8	0.36	0.0012
3710	0.0575	12.89	4.5	0.36	0.0011
4060	0.0525	12.96	3.9	0.53	0.0015
4440	0.0480	13.00	3.6	0.36	0.0009
4850	0.0440	13.03	3.4	0.18	0.0004
5310	0.0402	13.07	3.0	0.36	0.0008
5810	0.0367	13.12	2.7	0.36	0.0007
6360	0.0335	13.14	2.5	0.18	0.0003
6950	0.0307	13.17	2.3	0.18	0.0003
7610	0.0280	13.21	2.0	0.36	0.0005
8320	0.0256	13.24	1.8	0.18	0.0003
9100	0.0234	13.26	1.6	0.18	0.0002
9960	0.0214	13.28	1.4	0.18	0.0002
10900	0.0196	13.31	1.2	0.18	0.0002
11900	0.0179	13.33	1.1	0.18	0.0002
13000	0.0164	13.36	0.9	0.18	0.0002
14300	0.0149	13.38	0.7	0.18	0.0001
15600	0.0137	13.40	0.5	0.18	0.0001
17100	0.0125	13.40	0.5	0.00	0.0000
18700	0.0114	13.43	0.4	0.18	0.0001
20400	0.0105	13.45	0.2	0.18	0.0001
22300	0.0096	13.45	0.2	0.00	0.0000
24400	0.0087	13.47	0.0	0.18	0.0001
26700	0.0080	13.47	0.0	0.00	0.0000
29300	0.0073	13.47	0.0	0.00	0.0000
32000	0.0067	13.47	0.0	0.00	0.0000
35000	0.0061	13.47	0.0	0.00	0.0000
38300	0.0056	13.47	0.0	0.00	0.0000
41900	0.0051	13.47	0.0	0.00	0.0000
45800	0.0047	13.47	0.0	0.00	0.0000
50100	0.0043	13.47	0.0	0.00	0.0000
54800	0.0039	13.47	0.0	0.00	0.0000
59500	0.0036	13.47	0.0	0.00	0.0000

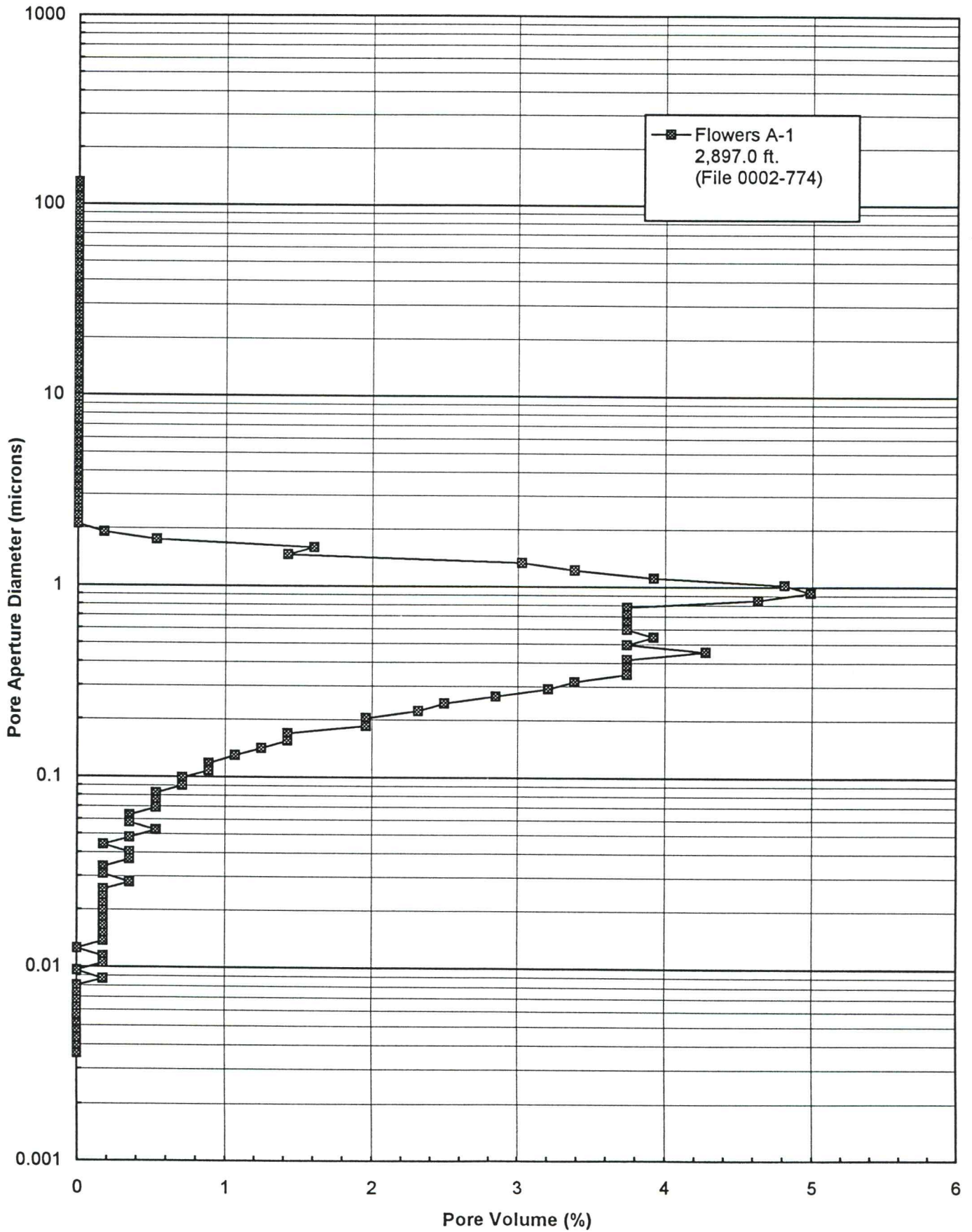
Mercury Injection Capillary Pressure (Bulk Volume)



Mercury Injection Capillary Pressure (Pore Volume)



Pore Aperture Size Distribution



Mercury Injection Capillary Pressure

Flowers A-1 : 2,915.0 feet
File 002-789

Sample Information	
Bulk Volume = 12.5085 cc	Porosity = 8.34% (mercury)
Pore Volume = 1.0434 cc	Permeability = 0.949 md (mercury)
Closure = 0.17%BV @ 59.6 psia	Median Pore Aperture = 1.149 microns

Capillary Pressure (psia)	Pore Aperture Diameter (microns)	Cumulative Bulk Vol. (%)	Wetting Phase Saturation (%)	Incremental Wetting Phase Change (%)	Saturation Change per psia
1.64	130	0.00	100.0	0.00	0.0000
1.80	119	0.00	100.0	0.00	0.0000
1.96	109	0.02	100.0	0.00	0.0000
2.15	99.2	0.02	100.0	0.00	0.0000
2.35	90.8	0.02	100.0	0.00	0.0000
2.57	83.0	0.05	100.0	0.00	0.0000
2.81	75.9	0.05	100.0	0.00	0.0000
3.08	69.3	0.05	100.0	0.00	0.0000
3.37	63.3	0.05	100.0	0.00	0.0000
3.68	58.0	0.05	100.0	0.00	0.0000
4.03	52.9	0.05	100.0	0.00	0.0000
4.41	48.4	0.07	100.0	0.00	0.0000
4.82	44.3	0.07	100.0	0.00	0.0000
5.27	40.5	0.07	100.0	0.00	0.0000
5.77	37.0	0.07	100.0	0.00	0.0000
6.31	33.8	0.07	100.0	0.00	0.0000
6.90	30.9	0.07	100.0	0.00	0.0000
7.55	28.3	0.07	100.0	0.00	0.0000
8.26	25.8	0.07	100.0	0.00	0.0000
9.04	23.6	0.07	100.0	0.00	0.0000
9.89	21.6	0.10	100.0	0.00	0.0000
10.8	19.8	0.10	100.0	0.00	0.0000
11.8	18.1	0.10	100.0	0.00	0.0000
12.9	16.5	0.10	100.0	0.00	0.0000
14.2	15.0	0.10	100.0	0.00	0.0000
15.5	13.8	0.10	100.0	0.00	0.0000
16.9	12.6	0.10	100.0	0.00	0.0000
18.5	11.5	0.10	100.0	0.00	0.0000
20.3	10.5	0.10	100.0	0.00	0.0000
22.2	9.61	0.10	100.0	0.00	0.0000
24.3	8.78	0.12	100.0	0.00	0.0000
26.6	8.02	0.12	100.0	0.00	0.0000
29.0	7.36	0.12	100.0	0.00	0.0000
31.8	6.71	0.12	100.0	0.00	0.0000
34.8	6.13	0.15	100.0	0.00	0.0000
38.0	5.61	0.15	100.0	0.00	0.0000

Mercury Injection Capillary Pressure

Flowers A-1 : 2,915.0 feet
File 002-789

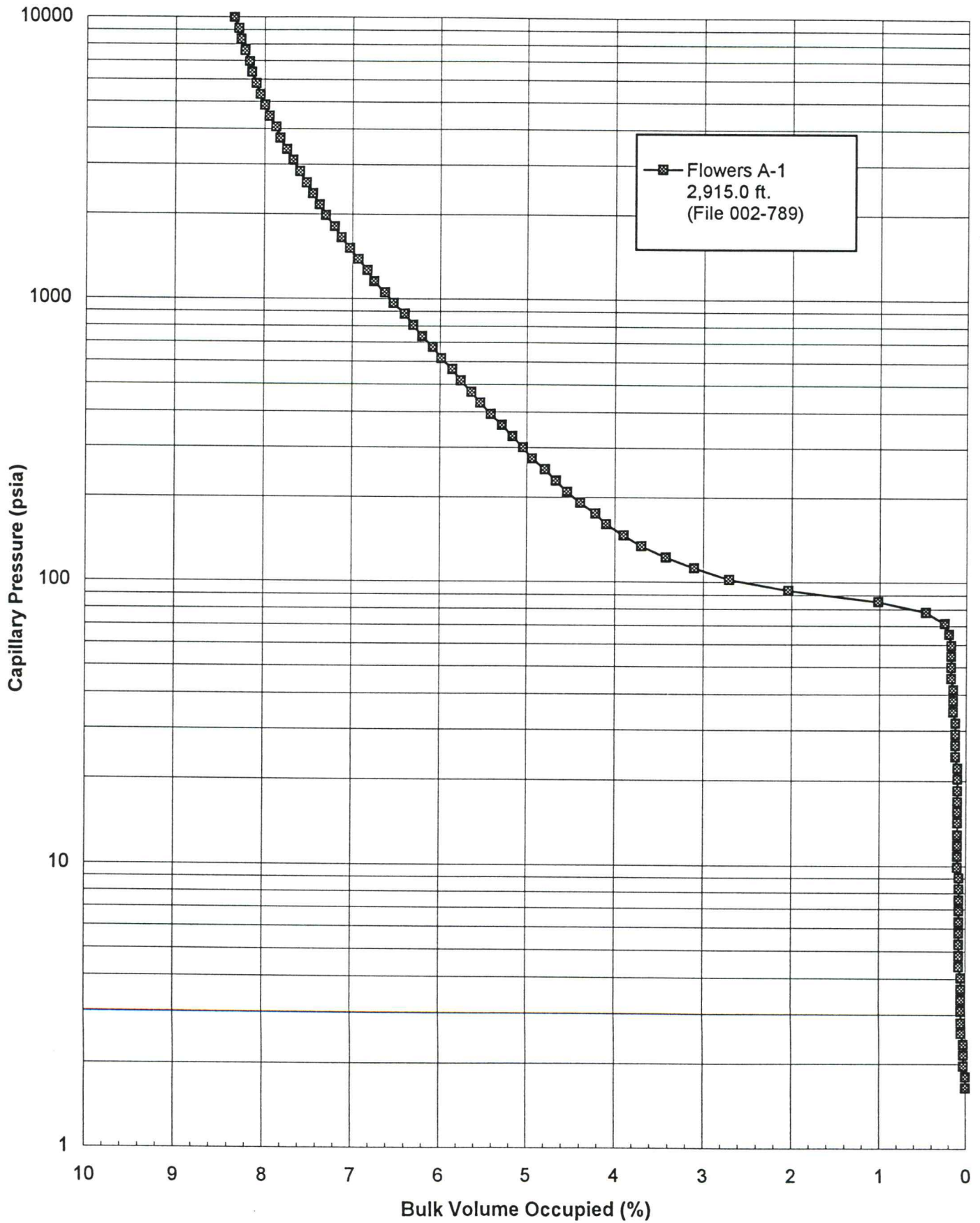
Capillary Pressure (psia)	Pore Aperture Diameter (microns)	Cumulative Bulk Vol. (%)	Wetting Phase Saturation (%)	Incremental Wetting Phase Change (%)	Saturation Change per psia
41.6	5.13	0.15	100.0	0.00	0.0000
45.5	4.69	0.17	100.0	0.00	0.0000
49.8	4.28	0.17	100.0	0.00	0.0000
54.5	3.91	0.17	100.0	0.00	0.0000
59.6	3.58	0.17	100.0	0.00	0.0000
65.2	3.27	0.20	99.7	0.30	0.0531
71.3	2.99	0.25	99.1	0.60	0.0976
78.0	2.73	0.47	96.4	2.68	0.3998
85.3	2.50	1.02	89.9	6.55	0.8969
93.4	2.28	2.04	77.7	12.20	1.5065
102	2.09	2.71	69.6	8.04	0.9344
112	1.90	3.10	64.9	4.76	0.4762
122	1.75	3.43	61.0	3.87	0.3869
134	1.59	3.70	57.7	3.27	0.2728
146	1.46	3.90	55.4	2.38	0.1984
160	1.33	4.10	53.0	2.38	0.1701
175	1.22	4.22	51.5	1.49	0.0992
191	1.12	4.39	49.4	2.08	0.1302
209	1.02	4.54	47.6	1.79	0.0992
229	0.932	4.67	46.1	1.49	0.0744
251	0.850	4.79	44.6	1.49	0.0676
274	0.779	4.94	42.9	1.79	0.0776
300	0.711	5.04	41.7	1.19	0.0458
328	0.650	5.16	40.2	1.49	0.0531
359	0.594	5.29	38.7	1.49	0.0480
393	0.543	5.41	37.2	1.49	0.0438
430	0.496	5.54	35.7	1.49	0.0402
470	0.454	5.64	34.5	1.19	0.0298
514	0.415	5.76	33.0	1.49	0.0338
563	0.379	5.86	31.8	1.19	0.0243
615	0.347	5.98	30.4	1.49	0.0286
673	0.317	6.08	29.2	1.19	0.0205
736	0.290	6.21	27.7	1.49	0.0236
806	0.265	6.31	26.5	1.19	0.0170
881	0.242	6.40	25.3	1.19	0.0159
964	0.221	6.53	23.8	1.49	0.0179
1050	0.203	6.63	22.6	1.19	0.0138
1150	0.186	6.75	21.1	1.49	0.0149
1260	0.169	6.83	20.2	0.89	0.0081
1380	0.155	6.93	19.0	1.19	0.0099
1510	0.141	7.03	17.9	1.19	0.0092
1650	0.129	7.12	16.7	1.19	0.0085

Mercury Injection Capillary Pressure

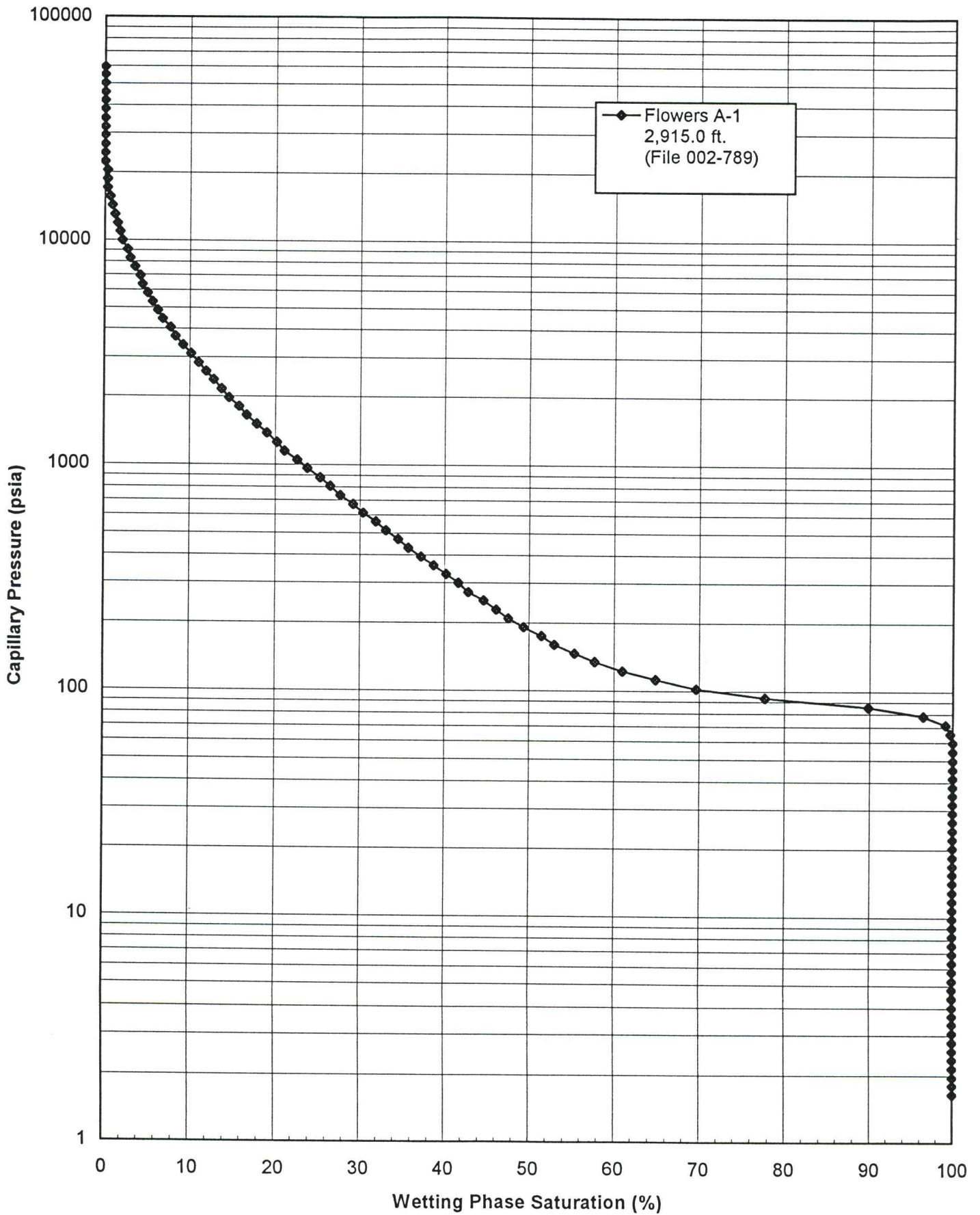
Flowers A-1 : 2,915.0 feet
File 002-789

Capillary Pressure (psia)	Pore Aperture Diameter (microns)	Cumulative Bulk Vol. (%)	Wetting Phase Saturation (%)	Incremental Wetting Phase Change (%)	Saturation Change per psia
1810	0.1179	7.20	15.8	0.89	0.0056
1980	0.1077	7.30	14.6	1.19	0.0070
2160	0.0988	7.37	13.7	0.89	0.0050
2370	0.0900	7.45	12.8	0.89	0.0043
2590	0.0824	7.52	11.9	0.89	0.0041
2830	0.0754	7.60	11.0	0.89	0.0037
3100	0.0688	7.67	10.1	0.89	0.0033
3390	0.0629	7.75	9.2	0.89	0.0031
3710	0.0575	7.82	8.3	0.89	0.0028
4060	0.0525	7.87	7.7	0.60	0.0017
4440	0.0480	7.94	6.8	0.89	0.0023
4850	0.0440	7.99	6.2	0.60	0.0015
5310	0.0402	8.04	5.7	0.60	0.0013
5810	0.0367	8.09	5.1	0.60	0.0012
6360	0.0335	8.14	4.5	0.60	0.0011
6950	0.0307	8.17	4.2	0.30	0.0005
7610	0.0280	8.22	3.6	0.60	0.0009
8320	0.0256	8.27	3.0	0.60	0.0008
9100	0.0234	8.29	2.7	0.30	0.0004
9960	0.0214	8.34	2.1	0.60	0.0007
10900	0.0196	8.37	1.8	0.30	0.0003
11900	0.0179	8.39	1.5	0.30	0.0003
13000	0.0164	8.42	1.2	0.30	0.0003
14300	0.0149	8.44	0.9	0.30	0.0002
15600	0.0137	8.47	0.6	0.30	0.0002
17100	0.0125	8.49	0.3	0.30	0.0002
18700	0.0114	8.49	0.3	0.00	0.0000
20400	0.0105	8.49	0.3	0.00	0.0000
22300	0.0096	8.52	0.0	0.30	0.0002
24400	0.0087	8.52	0.0	0.00	0.0000
26700	0.0080	8.52	0.0	0.00	0.0000
29300	0.0073	8.52	0.0	0.00	0.0000
32000	0.0067	8.52	0.0	0.00	0.0000
35000	0.0061	8.52	0.0	0.00	0.0000
38300	0.0056	8.52	0.0	0.00	0.0000
41900	0.0051	8.52	0.0	0.00	0.0000
45800	0.0047	8.52	0.0	0.00	0.0000
50100	0.0043	8.52	0.0	0.00	0.0000
54800	0.0039	8.52	0.0	0.00	0.0000
59500	0.0036	8.52	0.0	0.00	0.0000

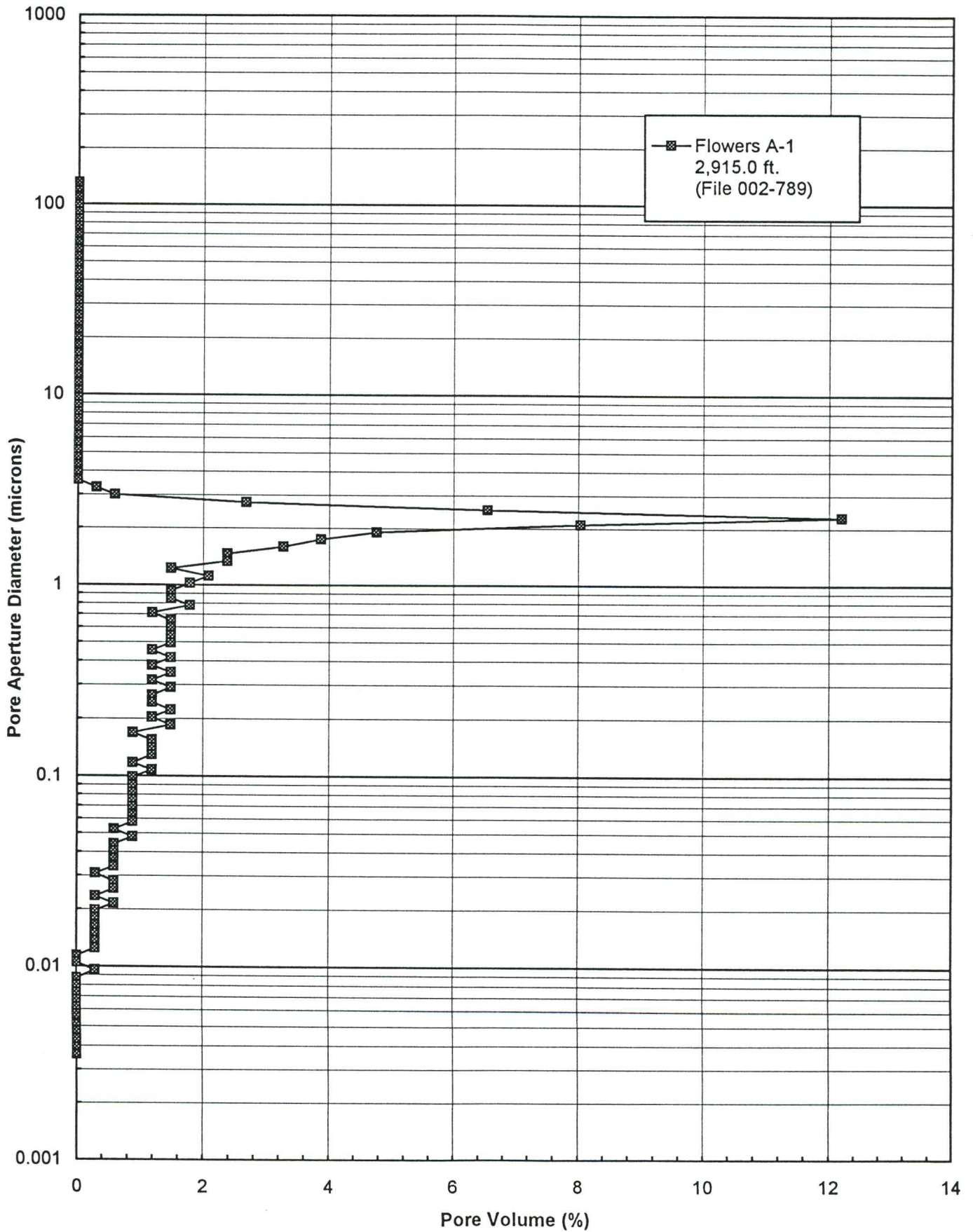
Mercury Injection Capillary Pressure (Bulk Volume)



Mercury Injection Capillary Pressure (Pore Volume)



Pore Aperture Size Distribution



Mercury Injection Capillary Pressure

Flowers A-1 : 2,931.0 feet
File 002-798

Sample Information	
Bulk Volume = 12.4267 cc	Porosity = 14.6% (mercury)
Pore Volume = 1.8141 cc	Permeability = 31.11 md (mercury)
Closure = 0.25%BV @ 12.9 psia	Median Pore Aperture = 6.11 microns

Capillary Pressure (psia)	Pore Aperture Diameter (microns)	Cumulative Bulk Vol. (%)	Wetting Phase Saturation (%)	Incremental Wetting Phase Change (%)	Saturation Change per psia
1.64	130	0.00	100.0	0.00	0.0000
1.80	119	0.02	100.0	0.00	0.0000
1.96	109	0.02	100.0	0.00	0.0000
2.15	99.2	0.02	100.0	0.00	0.0000
2.35	90.8	0.05	100.0	0.00	0.0000
2.57	83.0	0.07	100.0	0.00	0.0000
2.81	75.9	0.07	100.0	0.00	0.0000
3.08	69.3	0.09	100.0	0.00	0.0000
3.37	63.3	0.09	100.0	0.00	0.0000
3.68	58.0	0.12	100.0	0.00	0.0000
4.03	52.9	0.12	100.0	0.00	0.0000
4.41	48.4	0.12	100.0	0.00	0.0000
4.82	44.3	0.14	100.0	0.00	0.0000
5.27	40.5	0.14	100.0	0.00	0.0000
5.77	37.0	0.14	100.0	0.00	0.0000
6.31	33.8	0.14	100.0	0.00	0.0000
6.90	30.9	0.16	100.0	0.00	0.0000
7.55	28.3	0.16	100.0	0.00	0.0000
8.26	25.8	0.16	100.0	0.00	0.0000
9.04	23.6	0.18	100.0	0.00	0.0000
9.89	21.6	0.18	100.0	0.00	0.0000
10.8	19.8	0.21	100.0	0.00	0.0000
11.8	18.1	0.23	100.0	0.00	0.0000
12.9	16.5	0.25	100.0	0.00	0.0000
14.2	15.0	0.28	99.8	0.16	0.1215
15.5	13.8	0.32	99.5	0.32	0.2430
16.9	12.6	0.51	98.3	1.26	0.9027
18.5	11.5	0.85	95.9	2.37	1.4810
20.3	10.5	1.59	90.8	5.06	2.8085
22.2	9.61	2.79	82.6	8.21	4.3236
24.3	8.78	4.47	71.1	11.53	5.4916
26.6	8.02	5.67	62.9	8.21	3.5717
29.0	7.36	6.41	57.8	5.06	2.1064
31.8	6.71	7.03	53.6	4.27	1.5234
34.8	6.13	7.54	50.1	3.48	1.1585
38.0	5.61	7.96	47.2	2.84	0.8886

Mercury Injection Capillary Pressure

Flowers A-1 : 2,931.0 feet
File 002-798

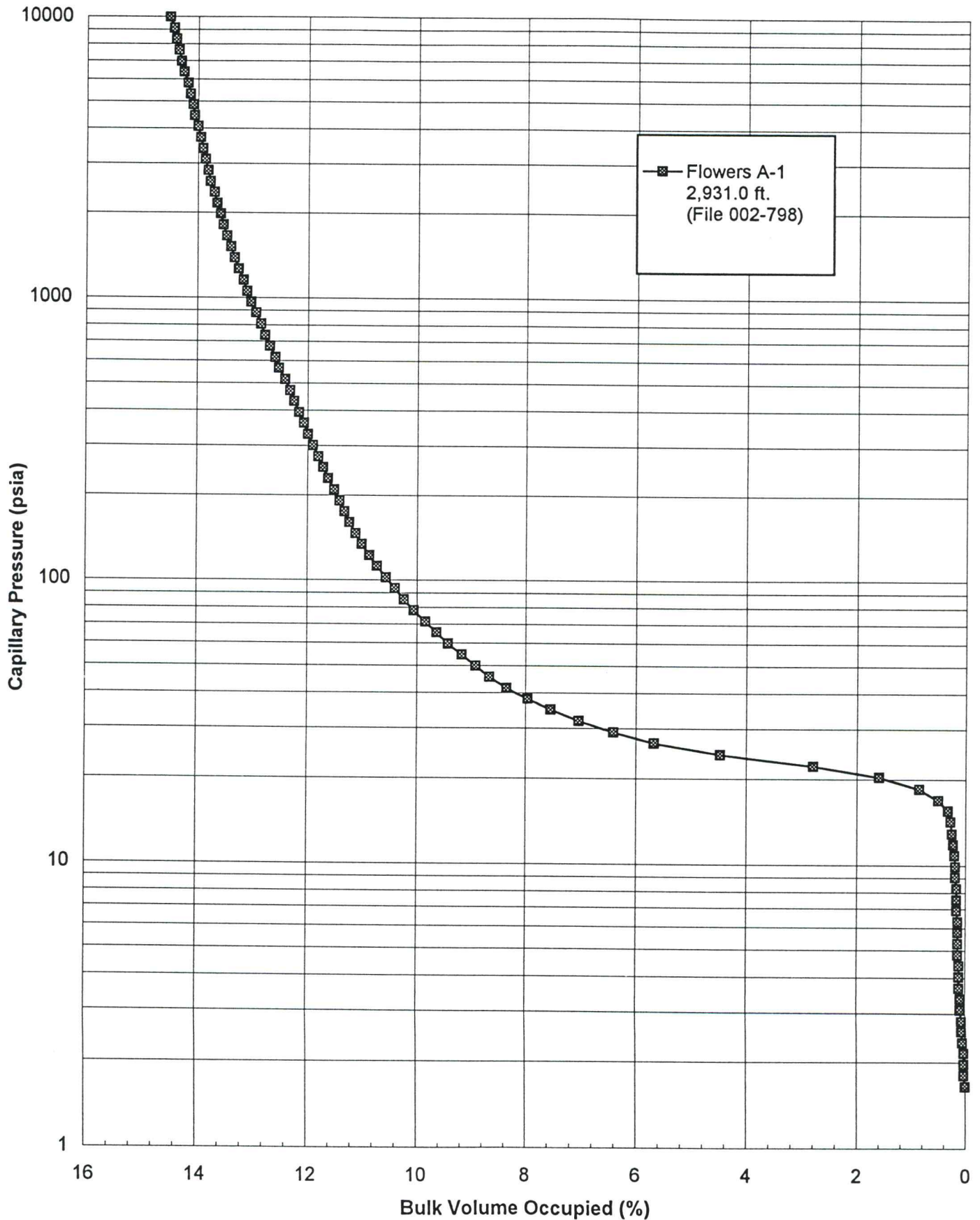
Capillary Pressure (psia)	Pore Aperture Diameter (microns)	Cumulative Bulk Vol. (%)	Wetting Phase Saturation (%)	Incremental Wetting Phase Change (%)	Saturation Change per psia
41.6	5.13	8.35	44.5	2.69	0.7460
45.5	4.69	8.67	42.3	2.21	0.5671
49.8	4.28	8.92	40.6	1.74	0.4041
54.5	3.91	9.18	38.9	1.74	0.3697
59.6	3.58	9.43	37.1	1.74	0.3407
65.2	3.27	9.64	35.7	1.42	0.2539
71.3	2.99	9.85	34.3	1.42	0.2331
78.0	2.73	10.05	32.9	1.42	0.2122
85.3	2.50	10.24	31.6	1.26	0.1731
93.4	2.28	10.40	30.5	1.11	0.1365
102	2.09	10.56	29.4	1.11	0.1286
112	1.90	10.72	28.3	1.11	0.1106
122	1.75	10.86	27.3	0.95	0.0948
134	1.59	11.00	26.4	0.95	0.0790
146	1.46	11.12	25.6	0.79	0.0658
160	1.33	11.23	24.8	0.79	0.0564
175	1.22	11.32	24.2	0.63	0.0421
191	1.12	11.42	23.5	0.63	0.0395
209	1.02	11.51	22.9	0.63	0.0351
229	0.932	11.62	22.1	0.79	0.0395
251	0.850	11.72	21.5	0.63	0.0287
274	0.779	11.81	20.9	0.63	0.0275
300	0.711	11.90	20.2	0.63	0.0243
328	0.650	11.99	19.6	0.63	0.0226
359	0.594	12.06	19.1	0.47	0.0153
393	0.543	12.15	18.5	0.63	0.0186
430	0.496	12.25	17.9	0.63	0.0171
470	0.454	12.31	17.4	0.47	0.0118
514	0.415	12.41	16.7	0.63	0.0144
563	0.379	12.52	16.0	0.79	0.0161
615	0.347	12.59	15.5	0.47	0.0091
673	0.317	12.68	14.8	0.63	0.0109
736	0.290	12.78	14.2	0.63	0.0100
806	0.265	12.85	13.7	0.47	0.0068
881	0.242	12.94	13.1	0.63	0.0084
964	0.221	13.03	12.5	0.63	0.0076
1050	0.203	13.10	12.0	0.47	0.0055
1150	0.186	13.17	11.5	0.47	0.0047
1260	0.169	13.26	10.9	0.63	0.0057
1380	0.155	13.33	10.4	0.47	0.0039
1510	0.141	13.40	10.0	0.47	0.0036
1650	0.129	13.47	9.5	0.47	0.0034

Mercury Injection Capillary Pressure

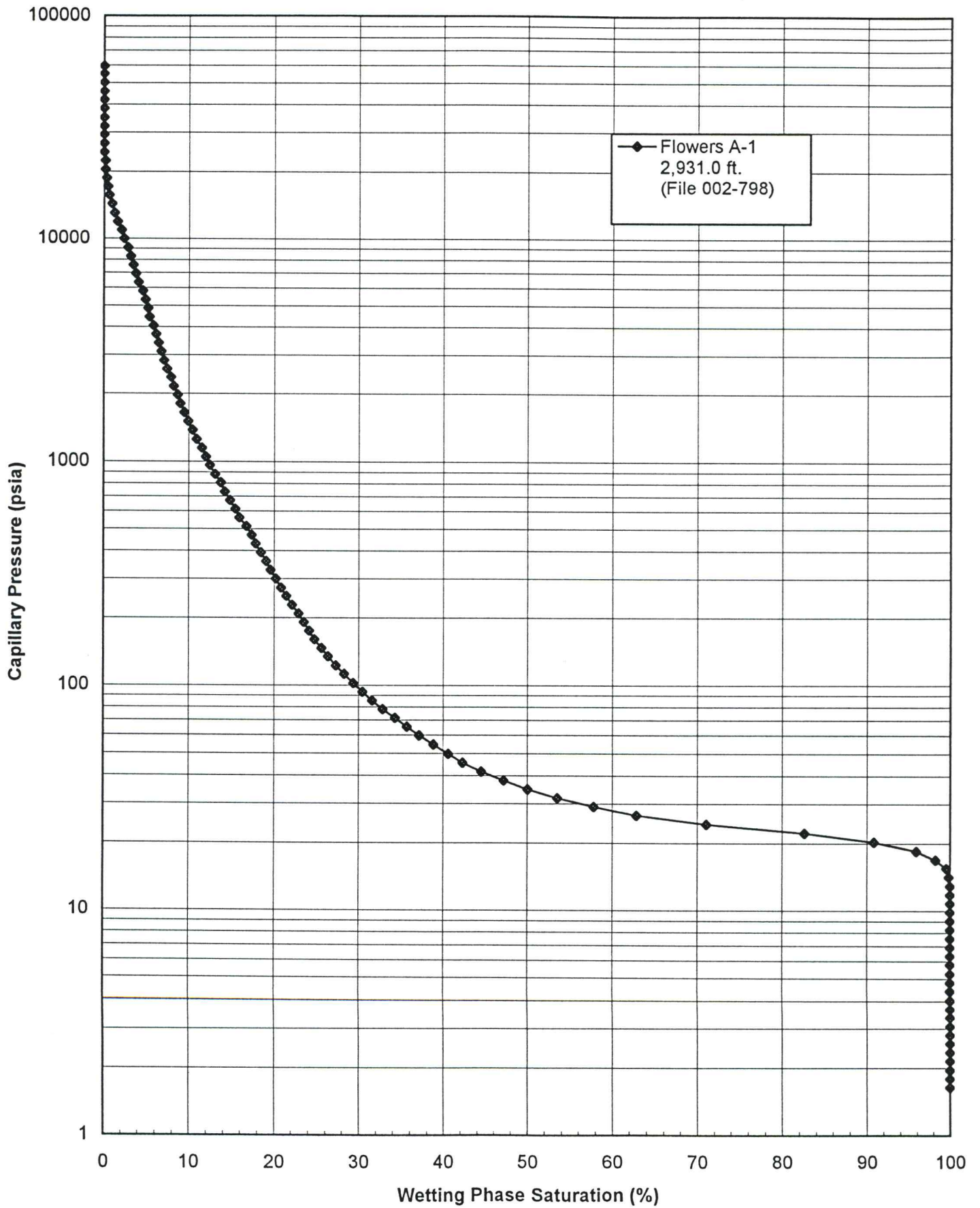
Flowers A-1 : 2,931.0 feet
File 002-798

Capillary Pressure (psia)	Pore Aperture Diameter (microns)	Cumulative Bulk Vol. (%)	Wetting Phase Saturation (%)	Incremental Wetting Phase Change (%)	Saturation Change per psia
1810	0.1179	13.54	9.0	0.47	0.0030
1980	0.1077	13.58	8.7	0.32	0.0019
2160	0.0988	13.65	8.2	0.47	0.0026
2370	0.0900	13.70	7.9	0.32	0.0015
2590	0.0824	13.77	7.4	0.47	0.0022
2830	0.0754	13.81	7.1	0.32	0.0013
3100	0.0688	13.86	6.8	0.32	0.0012
3390	0.0629	13.91	6.5	0.32	0.0011
3710	0.0575	13.95	6.2	0.32	0.0010
4060	0.0525	14.00	5.8	0.32	0.0009
4440	0.0480	14.07	5.4	0.47	0.0012
4850	0.0440	14.09	5.2	0.16	0.0004
5310	0.0402	14.14	4.9	0.32	0.0007
5810	0.0367	14.18	4.6	0.32	0.0006
6360	0.0335	14.25	4.1	0.47	0.0009
6950	0.0307	14.30	3.8	0.32	0.0005
7610	0.0280	14.34	3.5	0.32	0.0005
8320	0.0256	14.39	3.2	0.32	0.0004
9100	0.0234	14.44	2.8	0.32	0.0004
9960	0.0214	14.51	2.4	0.47	0.0006
10900	0.0196	14.55	2.1	0.32	0.0003
11900	0.0179	14.62	1.6	0.47	0.0005
13000	0.0164	14.67	1.3	0.32	0.0003
14300	0.0149	14.71	0.9	0.32	0.0002
15600	0.0137	14.76	0.6	0.32	0.0002
17100	0.0125	14.78	0.5	0.16	0.0001
18700	0.0114	14.81	0.3	0.16	0.0001
20400	0.0105	14.83	0.2	0.16	0.0001
22300	0.0096	14.83	0.2	0.00	0.0000
24400	0.0087	14.85	0.0	0.16	0.0001
26700	0.0080	14.85	0.0	0.00	0.0000
29300	0.0073	14.85	0.0	0.00	0.0000
32000	0.0067	14.85	0.0	0.00	0.0000
35000	0.0061	14.85	0.0	0.00	0.0000
38300	0.0056	14.85	0.0	0.00	0.0000
41900	0.0051	14.85	0.0	0.00	0.0000
45800	0.0047	14.85	0.0	0.00	0.0000
50100	0.0043	14.85	0.0	0.00	0.0000
54800	0.0039	14.85	0.0	0.00	0.0000
59500	0.0036	14.85	0.0	0.00	0.0000

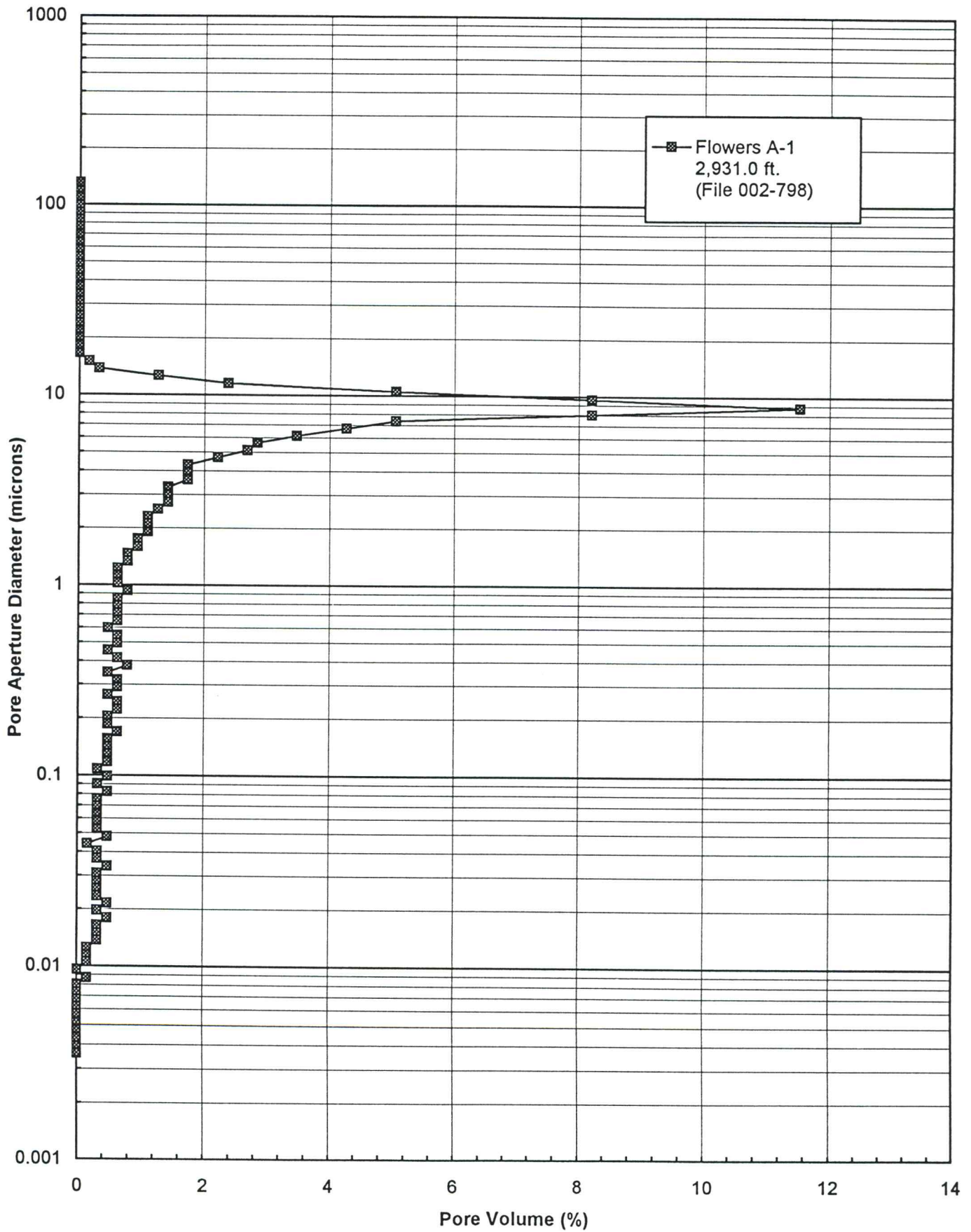
Mercury Injection Capillary Pressure (Bulk Volume)



Mercury Injection Capillary Pressure (Pore Volume)



Pore Aperture Size Distribution



Mercury Injection Capillary Pressure

Flowers A-1 : 2,935.0 feet

File 002-790

Sample Information	
Bulk Volume = 12.6506 cc	Porosity = 6.86% (mercury)
Pore Volume = 0.8676 cc	Permeability = 0.0564 md (mercury)
Closure = 0.43%BV @ 160 psia	Median Pore Aperture = 0.2783 microns

Capillary Pressure (psia)	Pore Aperture Diameter (microns)	Cumulative Bulk Vol. (%)	Wetting Phase Saturation (%)	Incremental Wetting Phase Change (%)	Saturation Change per psia
1.64	130	0.00	100.0	0.00	0.0000
1.80	119	0.05	100.0	0.00	0.0000
1.96	109	0.18	100.0	0.00	0.0000
2.15	99.2	0.20	100.0	0.00	0.0000
2.35	90.8	0.20	100.0	0.00	0.0000
2.57	83.0	0.20	100.0	0.00	0.0000
2.81	75.9	0.20	100.0	0.00	0.0000
3.08	69.3	0.20	100.0	0.00	0.0000
3.37	63.3	0.20	100.0	0.00	0.0000
3.68	58.0	0.20	100.0	0.00	0.0000
4.03	52.9	0.20	100.0	0.00	0.0000
4.41	48.4	0.20	100.0	0.00	0.0000
4.82	44.3	0.20	100.0	0.00	0.0000
5.27	40.5	0.20	100.0	0.00	0.0000
5.77	37.0	0.20	100.0	0.00	0.0000
6.31	33.8	0.20	100.0	0.00	0.0000
6.90	30.9	0.23	100.0	0.00	0.0000
7.55	28.3	0.23	100.0	0.00	0.0000
8.26	25.8	0.23	100.0	0.00	0.0000
9.04	23.6	0.23	100.0	0.00	0.0000
9.89	21.6	0.23	100.0	0.00	0.0000
10.8	19.8	0.23	100.0	0.00	0.0000
11.8	18.1	0.23	100.0	0.00	0.0000
12.9	16.5	0.23	100.0	0.00	0.0000
14.2	15.0	0.23	100.0	0.00	0.0000
15.5	13.8	0.23	100.0	0.00	0.0000
16.9	12.6	0.23	100.0	0.00	0.0000
18.5	11.5	0.25	100.0	0.00	0.0000
20.3	10.5	0.25	100.0	0.00	0.0000
22.2	9.61	0.25	100.0	0.00	0.0000
24.3	8.78	0.25	100.0	0.00	0.0000
26.6	8.02	0.25	100.0	0.00	0.0000
29.0	7.36	0.25	100.0	0.00	0.0000
31.8	6.71	0.28	100.0	0.00	0.0000
34.8	6.13	0.28	100.0	0.00	0.0000
38.0	5.61	0.28	100.0	0.00	0.0000

Mercury Injection Capillary Pressure

Flowers A-1 : 2,935.0 feet
File 002-790

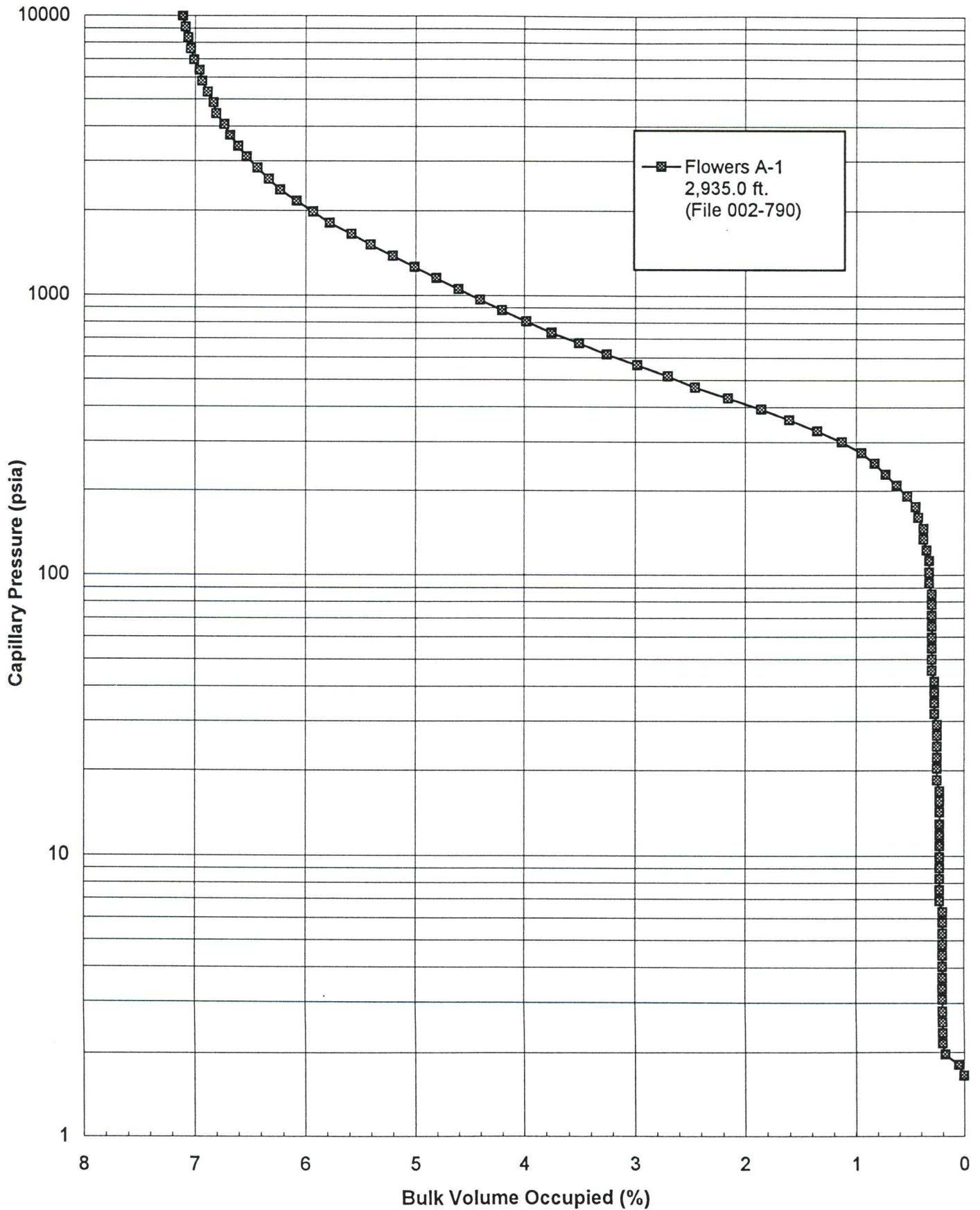
Capillary Pressure (psia)	Pore Aperture Diameter (microns)	Cumulative Bulk Vol. (%)	Wetting Phase Saturation (%)	Incremental Wetting Phase Change (%)	Saturation Change per psia
41.6	5.13	0.28	100.0	0.00	0.0000
45.5	4.69	0.30	100.0	0.00	0.0000
49.8	4.28	0.30	100.0	0.00	0.0000
54.5	3.91	0.30	100.0	0.00	0.0000
59.6	3.58	0.30	100.0	0.00	0.0000
65.2	3.27	0.30	100.0	0.00	0.0000
71.3	2.99	0.30	100.0	0.00	0.0000
78.0	2.73	0.30	100.0	0.00	0.0000
85.3	2.50	0.30	100.0	0.00	0.0000
93.4	2.28	0.33	100.0	0.00	0.0000
102	2.09	0.33	100.0	0.00	0.0000
112	1.90	0.33	100.0	0.00	0.0000
122	1.75	0.35	100.0	0.00	0.0000
134	1.59	0.38	100.0	0.00	0.0000
146	1.46	0.38	100.0	0.00	0.0000
160	1.33	0.43	100.0	0.00	0.0000
175	1.22	0.45	99.6	0.36	0.0243
191	1.12	0.53	98.5	1.09	0.0684
209	1.02	0.63	97.1	1.46	0.0811
229	0.932	0.73	95.6	1.46	0.0730
251	0.850	0.83	94.2	1.46	0.0664
274	0.779	0.95	92.3	1.82	0.0793
300	0.711	1.13	89.8	2.55	0.0983
328	0.650	1.35	86.5	3.28	0.1173
359	0.594	1.60	82.8	3.65	0.1177
393	0.543	1.85	79.2	3.65	0.1073
430	0.496	2.15	74.8	4.38	0.1184
470	0.454	2.45	70.4	4.38	0.1095
514	0.415	2.70	66.8	3.65	0.0829
563	0.379	2.98	62.8	4.01	0.0819
615	0.347	3.25	58.8	4.01	0.0772
673	0.317	3.50	55.1	3.65	0.0629
736	0.290	3.75	51.5	3.65	0.0579
806	0.265	3.98	48.2	3.28	0.0469
881	0.242	4.20	44.9	3.28	0.0438
964	0.221	4.41	42.0	2.92	0.0352
1050	0.203	4.61	39.1	2.92	0.0340
1150	0.186	4.81	36.1	2.92	0.0292
1260	0.169	5.01	33.2	2.92	0.0265
1380	0.155	5.21	30.3	2.92	0.0243
1510	0.141	5.41	27.4	2.92	0.0225
1650	0.129	5.58	24.8	2.55	0.0182

Mercury Injection Capillary Pressure

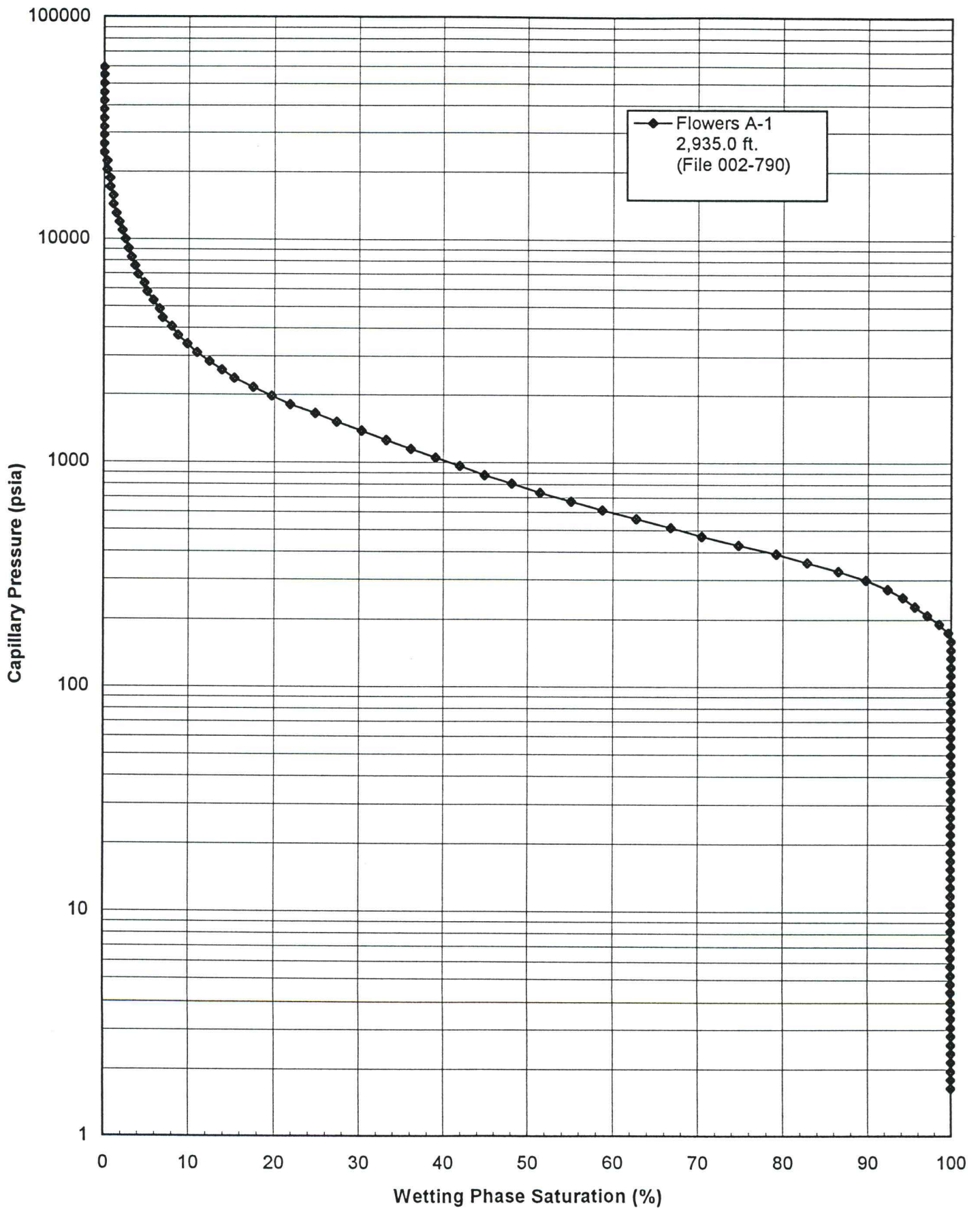
Flowers A-1 : 2,935.0 feet
File 002-790

Capillary Pressure (psia)	Pore Aperture Diameter (microns)	Cumulative Bulk Vol. (%)	Wetting Phase Saturation (%)	Incremental Wetting Phase Change (%)	Saturation Change per psia
1810	0.1179	5.78	21.9	2.92	0.0182
1980	0.1077	5.93	19.7	2.19	0.0129
2160	0.0988	6.08	17.5	2.19	0.0122
2370	0.0900	6.23	15.3	2.19	0.0104
2590	0.0824	6.33	13.9	1.46	0.0066
2830	0.0754	6.43	12.4	1.46	0.0061
3100	0.0688	6.53	10.9	1.46	0.0054
3390	0.0629	6.61	9.9	1.09	0.0038
3710	0.0575	6.68	8.8	1.09	0.0034
4060	0.0525	6.73	8.0	0.73	0.0021
4440	0.0480	6.81	6.9	1.09	0.0029
4850	0.0440	6.83	6.6	0.36	0.0009
5310	0.0402	6.88	5.8	0.73	0.0016
5810	0.0367	6.93	5.1	0.73	0.0015
6360	0.0335	6.96	4.7	0.36	0.0007
6950	0.0307	7.01	4.0	0.73	0.0012
7610	0.0280	7.03	3.6	0.36	0.0006
8320	0.0256	7.06	3.3	0.36	0.0005
9100	0.0234	7.08	2.9	0.36	0.0005
9960	0.0214	7.11	2.6	0.36	0.0004
10900	0.0196	7.13	2.2	0.36	0.0004
11900	0.0179	7.16	1.8	0.36	0.0004
13000	0.0164	7.18	1.5	0.36	0.0003
14300	0.0149	7.21	1.1	0.36	0.0003
15600	0.0137	7.21	1.1	0.00	0.0000
17100	0.0125	7.23	0.7	0.36	0.0002
18700	0.0114	7.23	0.7	0.00	0.0000
20400	0.0105	7.26	0.4	0.36	0.0002
22300	0.0096	7.26	0.4	0.00	0.0000
24400	0.0087	7.28	0.0	0.36	0.0002
26700	0.0080	7.28	0.0	0.00	0.0000
29300	0.0073	7.28	0.0	0.00	0.0000
32000	0.0067	7.28	0.0	0.00	0.0000
35000	0.0061	7.28	0.0	0.00	0.0000
38300	0.0056	7.28	0.0	0.00	0.0000
41900	0.0051	7.28	0.0	0.00	0.0000
45800	0.0047	7.28	0.0	0.00	0.0000
50100	0.0043	7.28	0.0	0.00	0.0000
54800	0.0039	7.28	0.0	0.00	0.0000
59500	0.0036	7.28	0.0	0.00	0.0000

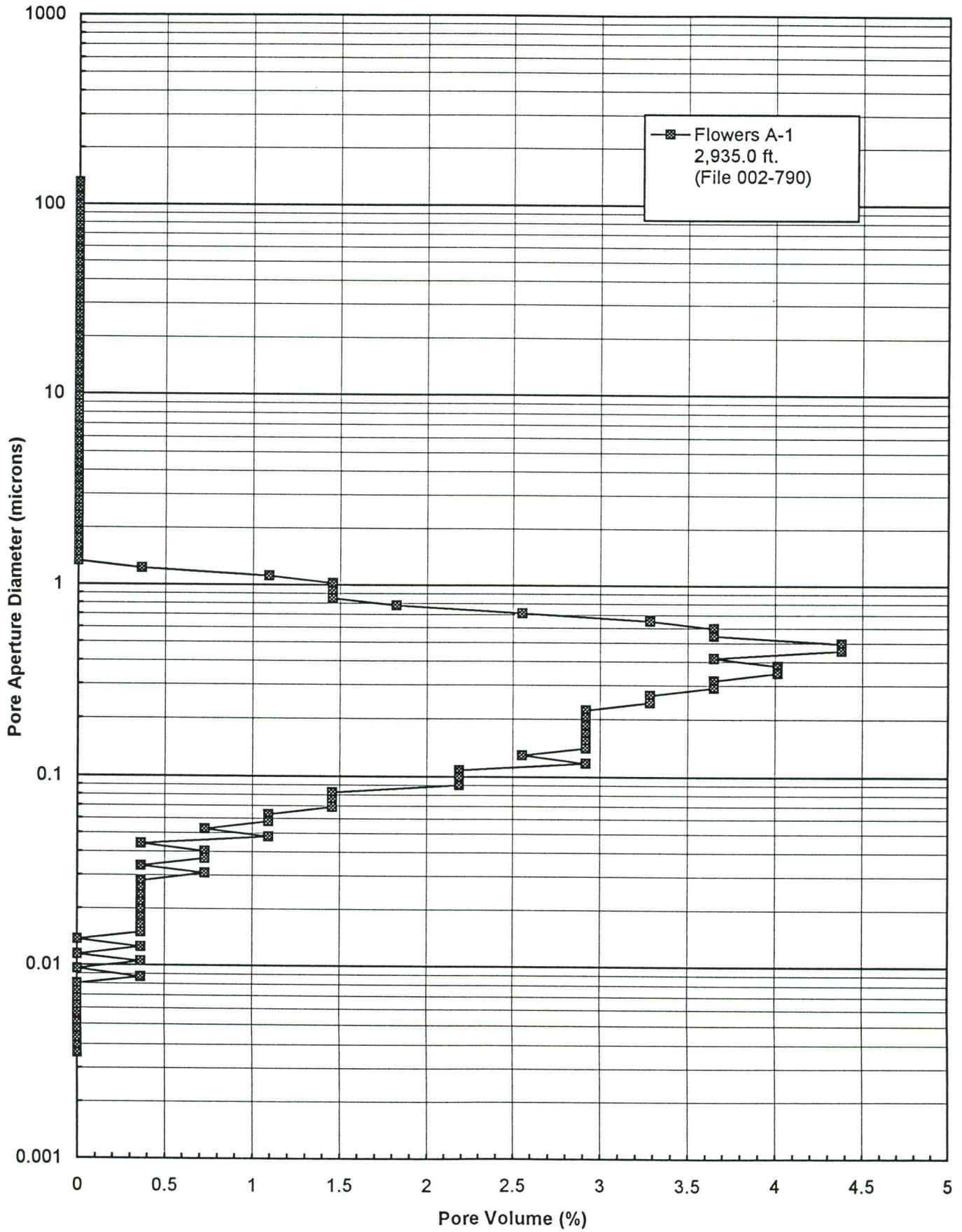
Mercury Injection Capillary Pressure (Bulk Volume)



Mercury Injection Capillary Pressure (Pore Volume)



Pore Aperture Size Distribution



Mercury Injection Capillary Pressure

Flowers A-1 : 2,953.0 feet
File 002-795

Sample Information	
Bulk Volume = 12.3518 cc	Porosity = 16.4% (mercury)
Pore Volume = 2.0246 cc	Permeability = 258.9 md (mercury)
Closure = N/A	Median Pore Aperture = 16.2 microns

Capillary Pressure (psia)	Pore Aperture Diameter (microns)	Cumulative Bulk Vol. (%)	Wetting Phase Saturation (%)	Incremental Wetting Phase Change (%)	Saturation Change per psia
1.64	130	0.02	99.9	0.00	0.0000
1.80	119	0.12	99.3	0.56	3.5311
1.96	109	0.25	98.4	0.85	5.2966
2.15	99.2	0.39	97.6	0.85	4.4603
2.35	90.8	0.56	96.6	0.99	4.9435
2.57	83.0	0.76	95.3	1.27	5.7781
2.81	75.9	1.11	93.2	2.12	8.8277
3.08	69.3	1.60	90.3	2.97	10.9856
3.37	63.3	1.92	88.3	1.98	6.8186
3.68	58.0	2.29	86.0	2.26	7.2900
4.03	52.9	2.62	84.0	1.98	5.6497
4.41	48.4	3.10	81.1	2.97	7.8055
4.82	44.3	3.59	78.1	2.97	7.2344
5.27	40.5	4.03	75.4	2.68	5.9636
5.77	37.0	4.47	72.7	2.68	5.3672
6.31	33.8	4.88	70.2	2.54	4.7081
6.90	30.9	5.28	67.8	2.40	4.0697
7.55	28.3	5.72	65.1	2.68	4.1286
8.26	25.8	6.18	62.3	2.82	3.9787
9.04	23.6	6.57	59.9	2.40	3.0784
9.89	21.6	6.97	57.5	2.40	2.8249
10.8	19.8	7.39	54.9	2.54	2.7938
11.8	18.1	7.78	52.5	2.40	2.4011
12.9	16.5	8.13	50.4	2.12	1.9260
14.2	15.0	8.50	48.2	2.26	1.7384
15.5	13.8	8.80	46.3	1.84	1.4124
16.9	12.6	9.12	44.4	1.98	1.4124
18.5	11.5	9.47	42.2	2.12	1.3242
20.3	10.5	9.79	40.3	1.98	1.0986
22.2	9.61	10.05	38.7	1.55	0.8177
24.3	8.78	10.33	37.0	1.69	0.8071
26.6	8.02	10.58	35.5	1.55	0.6755
29.0	7.36	10.81	34.0	1.41	0.5885
31.8	6.71	11.04	32.6	1.41	0.5044
34.8	6.13	11.25	31.4	1.27	0.4237
38.0	5.61	11.46	30.1	1.27	0.3972

Mercury Injection Capillary Pressure

Flowers A-1 : 2,953.0 feet
File 002-795

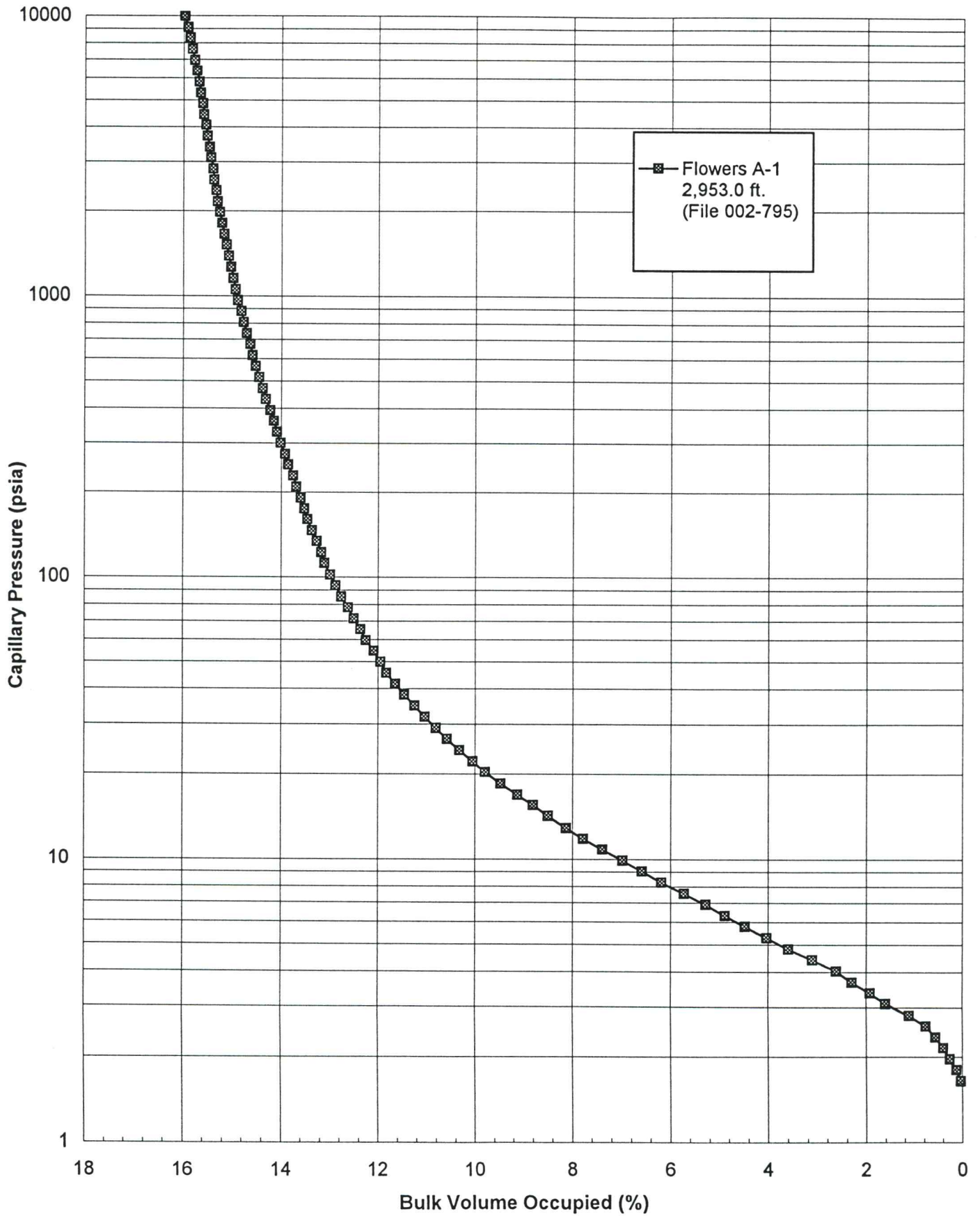
Capillary Pressure (psia)	Pore Aperture Diameter (microns)	Cumulative Bulk Vol. (%)	Wetting Phase Saturation (%)	Incremental Wetting Phase Change (%)	Saturation Change per psia
41.6	5.13	11.65	29.0	1.13	0.3139
45.5	4.69	11.83	27.8	1.13	0.2897
49.8	4.28	11.95	27.1	0.71	0.1642
54.5	3.91	12.08	26.3	0.85	0.1803
59.6	3.58	12.25	25.3	0.99	0.1939
65.2	3.27	12.36	24.6	0.71	0.1261
71.3	2.99	12.50	23.7	0.85	0.1389
78.0	2.73	12.62	23.0	0.71	0.1054
85.3	2.50	12.76	22.2	0.85	0.1161
93.4	2.28	12.87	21.5	0.71	0.0872
102	2.09	12.99	20.8	0.71	0.0821
112	1.90	13.10	20.1	0.71	0.0706
122	1.75	13.17	19.6	0.42	0.0424
134	1.59	13.27	19.1	0.56	0.0471
146	1.46	13.36	18.5	0.56	0.0471
160	1.33	13.45	17.9	0.56	0.0404
175	1.22	13.52	17.5	0.42	0.0282
191	1.12	13.59	17.1	0.42	0.0265
209	1.02	13.68	16.5	0.56	0.0314
229	0.932	13.75	16.1	0.42	0.0212
251	0.850	13.84	15.5	0.56	0.0257
274	0.779	13.91	15.1	0.42	0.0184
300	0.711	14.01	14.5	0.56	0.0217
328	0.650	14.08	14.1	0.42	0.0151
359	0.594	14.15	13.7	0.42	0.0137
393	0.543	14.21	13.3	0.42	0.0125
430	0.496	14.31	12.7	0.56	0.0153
470	0.454	14.38	12.3	0.42	0.0106
514	0.415	14.45	11.9	0.42	0.0096
563	0.379	14.52	11.4	0.42	0.0086
615	0.347	14.59	11.0	0.42	0.0081
673	0.317	14.63	10.7	0.28	0.0049
736	0.290	14.70	10.3	0.42	0.0067
806	0.265	14.77	9.9	0.42	0.0061
881	0.242	14.82	9.6	0.28	0.0038
964	0.221	14.89	9.2	0.42	0.0051
1050	0.203	14.93	8.9	0.28	0.0033
1150	0.186	14.98	8.6	0.28	0.0028
1260	0.169	15.03	8.3	0.28	0.0026
1380	0.155	15.07	8.1	0.28	0.0024
1510	0.141	15.12	7.8	0.28	0.0022
1650	0.129	15.16	7.5	0.28	0.0020

Mercury Injection Capillary Pressure

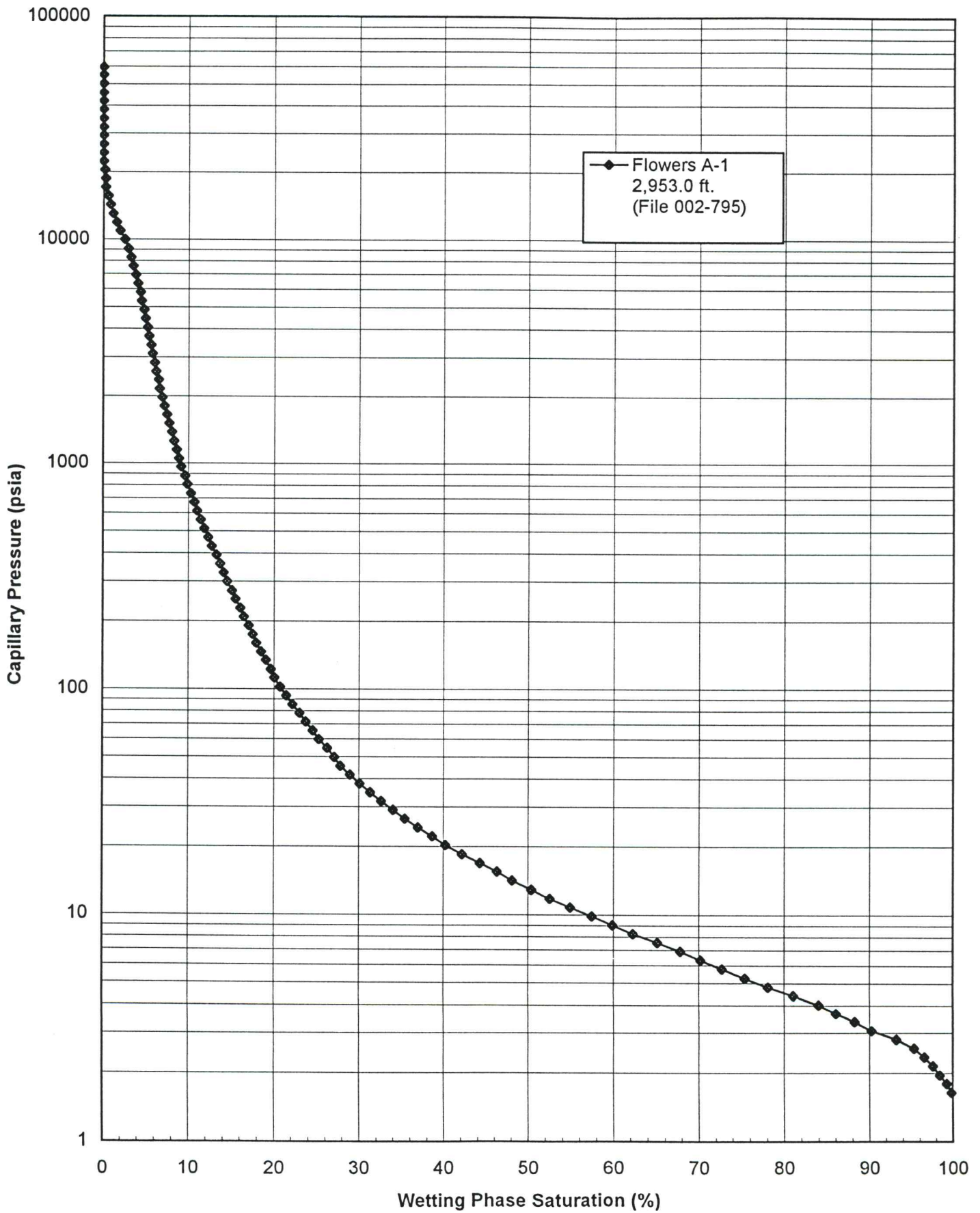
Flowers A-1 : 2,953.0 feet
File 002-795

Capillary Pressure (psia)	Pore Aperture Diameter (microns)	Cumulative Bulk Vol. (%)	Wetting Phase Saturation (%)	Incremental Wetting Phase Change (%)	Saturation Change per psia
1810	0.1179	15.21	7.2	0.28	0.0018
1980	0.1077	15.26	6.9	0.28	0.0017
2160	0.0988	15.30	6.6	0.28	0.0016
2370	0.0900	15.33	6.5	0.14	0.0007
2590	0.0824	15.37	6.2	0.28	0.0013
2830	0.0754	15.40	6.1	0.14	0.0006
3100	0.0688	15.44	5.8	0.28	0.0010
3390	0.0629	15.47	5.6	0.14	0.0005
3710	0.0575	15.51	5.4	0.28	0.0009
4060	0.0525	15.53	5.2	0.14	0.0004
4440	0.0480	15.58	4.9	0.28	0.0007
4850	0.0440	15.60	4.8	0.14	0.0003
5310	0.0402	15.65	4.5	0.28	0.0006
5810	0.0367	15.67	4.4	0.14	0.0003
6360	0.0335	15.72	4.1	0.28	0.0005
6950	0.0307	15.77	3.8	0.28	0.0005
7610	0.0280	15.81	3.5	0.28	0.0004
8320	0.0256	15.86	3.2	0.28	0.0004
9100	0.0234	15.90	3.0	0.28	0.0004
9960	0.0214	15.97	2.5	0.42	0.0005
10900	0.0196	16.07	2.0	0.56	0.0006
11900	0.0179	16.14	1.6	0.42	0.0004
13000	0.0164	16.21	1.1	0.42	0.0004
14300	0.0149	16.25	0.8	0.28	0.0002
15600	0.0137	16.30	0.6	0.28	0.0002
17100	0.0125	16.34	0.3	0.28	0.0002
18700	0.0114	16.34	0.3	0.00	0.0000
20400	0.0105	16.37	0.1	0.14	0.0001
22300	0.0096	16.39	0.0	0.14	0.0001
24400	0.0087	16.39	0.0	0.00	0.0000
26700	0.0080	16.39	0.0	0.00	0.0000
29300	0.0073	16.39	0.0	0.00	0.0000
32000	0.0067	16.39	0.0	0.00	0.0000
35000	0.0061	16.39	0.0	0.00	0.0000
38300	0.0056	16.39	0.0	0.00	0.0000
41900	0.0051	16.39	0.0	0.00	0.0000
45800	0.0047	16.39	0.0	0.00	0.0000
50100	0.0043	16.39	0.0	0.00	0.0000
54800	0.0039	16.39	0.0	0.00	0.0000
59500	0.0036	16.39	0.0	0.00	0.0000

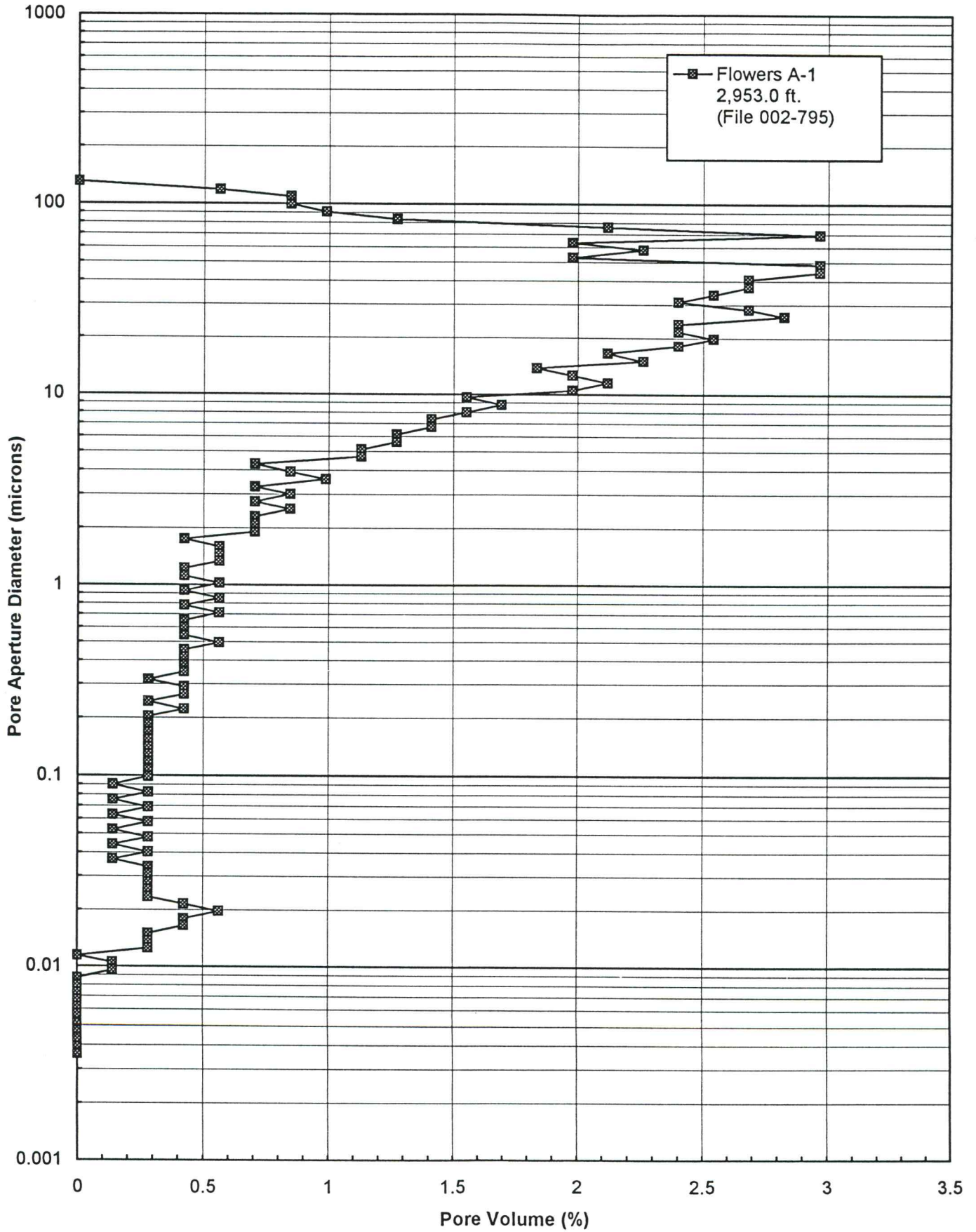
Mercury Injection Capillary Pressure (Bulk Volume)



Mercury Injection Capillary Pressure (Pore Volume)



Pore Aperture Size Distribution



Mercury Injection Capillary Pressure

Flowers A-1 : 2,954.0 feet

File 002-796

Sample Information	
Bulk Volume = 11.7277 cc	Porosity = 17.8% (mercury)
Pore Volume = 2.0815 cc	Permeability = 536.6 md (mercury)
Closure = N/A	Median Pore Aperture = 23.9 microns

Capillary Pressure (psia)	Pore Aperture Diameter (microns)	Cumulative Bulk Vol. (%)	Wetting Phase Saturation (%)	Incremental Wetting Phase Change (%)	Saturation Change per psia
1.64	130	0.09	99.5	0.00	0.0000
1.80	119	0.25	98.6	0.89	5.5591
1.96	109	0.50	97.2	1.40	8.7357
2.15	99.2	0.86	95.2	2.03	10.7002
2.35	90.8	1.51	91.5	3.68	18.4244
2.57	83.0	2.05	88.4	3.05	13.8616
2.81	75.9	2.57	85.5	2.92	12.1770
3.08	69.3	3.04	82.8	2.67	9.8828
3.37	63.3	3.68	79.3	3.56	12.2683
3.68	58.0	4.19	76.4	2.92	9.4274
4.03	52.9	4.76	73.2	3.18	9.0761
4.41	48.4	5.25	70.4	2.80	7.3564
4.82	44.3	5.73	67.7	2.67	6.5082
5.27	40.5	6.22	64.9	2.80	6.2121
5.77	37.0	6.72	62.1	2.80	5.5909
6.31	33.8	7.17	59.6	2.54	4.7061
6.90	30.9	7.67	56.8	2.80	4.7380
7.55	28.3	8.10	54.4	2.41	3.7142
8.26	25.8	8.50	52.1	2.29	3.2214
9.04	23.6	8.93	49.7	2.41	3.0952
9.89	21.6	9.34	47.4	2.29	2.6908
10.8	19.8	9.67	45.5	1.91	2.0945
11.8	18.1	10.04	43.5	2.03	2.0330
12.9	16.5	10.37	41.6	1.91	1.7327
14.2	15.0	10.71	39.6	1.91	1.4661
15.5	13.8	11.03	37.9	1.78	1.3684
16.9	12.6	11.28	36.5	1.40	0.9984
18.5	11.5	11.55	34.9	1.52	0.9530
20.3	10.5	11.82	33.4	1.52	0.8471
22.2	9.61	12.04	32.1	1.27	0.6688
24.3	8.78	12.27	30.9	1.27	0.6051
26.6	8.02	12.49	29.6	1.27	0.5525
29.0	7.36	12.67	28.6	1.02	0.4235
31.8	6.71	12.85	27.6	1.02	0.3630
34.8	6.13	13.03	26.6	1.02	0.3388
38.0	5.61	13.22	25.5	1.02	0.3177

Mercury Injection Capillary Pressure

Flowers A-1 : 2,954.0 feet
File 002-796

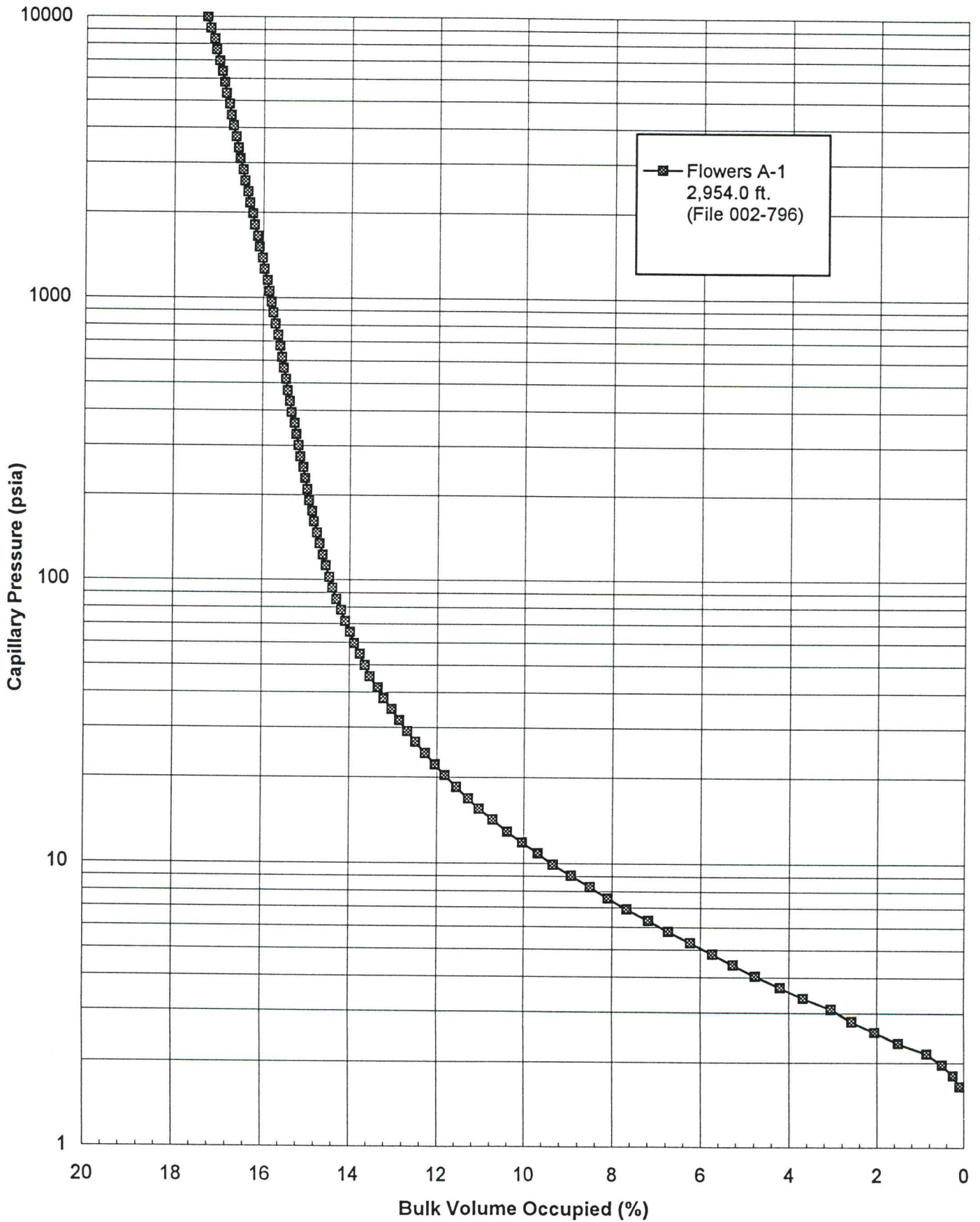
Capillary Pressure (psia)	Pore Aperture Diameter (microns)	Cumulative Bulk Vol. (%)	Wetting Phase Saturation (%)	Incremental Wetting Phase Change (%)	Saturation Change per psia
41.6	5.13	13.35	24.8	0.76	0.2118
45.5	4.69	13.53	23.8	1.02	0.2606
49.8	4.28	13.64	23.1	0.64	0.1477
54.5	3.91	13.76	22.5	0.64	0.1352
59.6	3.58	13.89	21.7	0.76	0.1495
65.2	3.27	13.98	21.2	0.51	0.0908
71.3	2.99	14.09	20.6	0.64	0.1042
78.0	2.73	14.19	20.1	0.51	0.0759
85.3	2.50	14.30	19.4	0.64	0.0870
93.4	2.28	14.39	18.9	0.51	0.0627
102	2.09	14.46	18.6	0.38	0.0443
112	1.90	14.55	18.0	0.51	0.0508
122	1.75	14.61	17.7	0.38	0.0381
134	1.59	14.68	17.3	0.38	0.0318
146	1.46	14.75	16.9	0.38	0.0318
160	1.33	14.82	16.5	0.38	0.0272
175	1.22	14.86	16.3	0.25	0.0169
191	1.12	14.93	15.9	0.38	0.0238
209	1.02	14.97	15.6	0.25	0.0141
229	0.932	15.02	15.4	0.25	0.0127
251	0.850	15.06	15.1	0.25	0.0116
274	0.779	15.13	14.7	0.38	0.0166
300	0.711	15.18	14.5	0.25	0.0098
328	0.650	15.22	14.2	0.25	0.0091
359	0.594	15.27	14.0	0.25	0.0082
393	0.543	15.34	13.6	0.38	0.0112
430	0.496	15.38	13.3	0.25	0.0069
470	0.454	15.43	13.1	0.25	0.0064
514	0.415	15.47	12.8	0.25	0.0058
563	0.379	15.52	12.6	0.25	0.0052
615	0.347	15.56	12.3	0.25	0.0049
673	0.317	15.61	12.1	0.25	0.0044
736	0.290	15.65	11.8	0.25	0.0040
806	0.265	15.72	11.4	0.38	0.0054
881	0.242	15.76	11.2	0.25	0.0034
964	0.221	15.81	10.9	0.25	0.0031
1050	0.203	15.85	10.7	0.25	0.0030
1150	0.186	15.90	10.4	0.25	0.0025
1260	0.169	15.97	10.0	0.38	0.0035
1380	0.155	16.01	9.8	0.25	0.0021
1510	0.141	16.08	9.4	0.38	0.0029
1650	0.129	16.12	9.1	0.25	0.0018

Mercury Injection Capillary Pressure

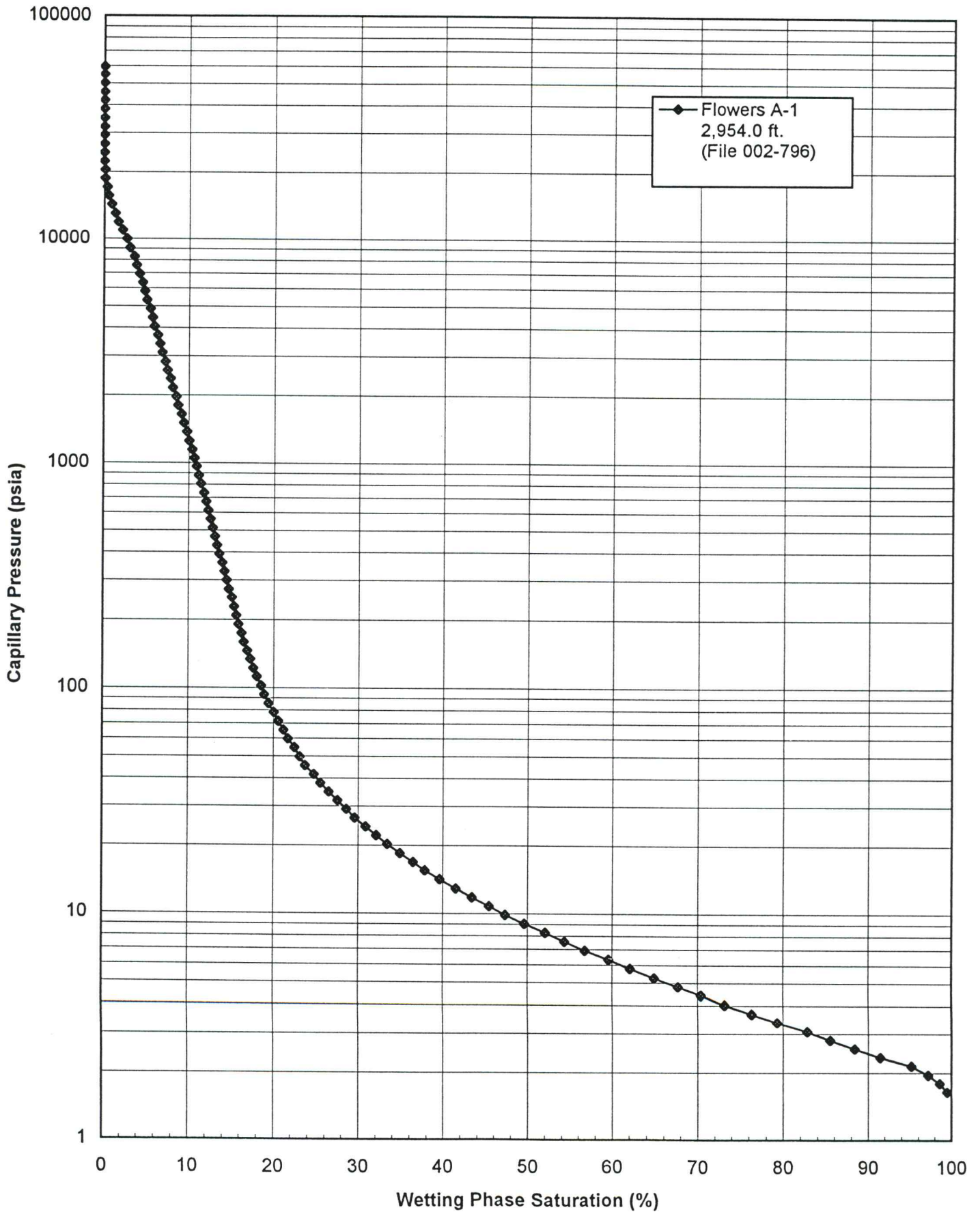
Flowers A-1 : 2,954.0 feet
File 002-796

Capillary Pressure (psia)	Pore Aperture Diameter (microns)	Cumulative Bulk Vol. (%)	Wetting Phase Saturation (%)	Incremental Wetting Phase Change (%)	Saturation Change per psia
1810	0.1179	16.19	8.8	0.38	0.0024
1980	0.1077	16.24	8.5	0.25	0.0015
2160	0.0988	16.30	8.1	0.38	0.0021
2370	0.0900	16.35	7.9	0.25	0.0012
2590	0.0824	16.42	7.5	0.38	0.0017
2830	0.0754	16.46	7.2	0.25	0.0011
3100	0.0688	16.53	6.9	0.38	0.0014
3390	0.0629	16.58	6.6	0.25	0.0009
3710	0.0575	16.62	6.4	0.25	0.0008
4060	0.0525	16.69	6.0	0.38	0.0011
4440	0.0480	16.73	5.7	0.25	0.0007
4850	0.0440	16.78	5.5	0.25	0.0006
5310	0.0402	16.85	5.1	0.38	0.0008
5810	0.0367	16.89	4.8	0.25	0.0005
6360	0.0335	16.94	4.6	0.25	0.0005
6950	0.0307	17.00	4.2	0.38	0.0006
7610	0.0280	17.07	3.8	0.38	0.0006
8320	0.0256	17.12	3.6	0.25	0.0004
9100	0.0234	17.21	3.0	0.51	0.0007
9960	0.0214	17.27	2.7	0.38	0.0004
10900	0.0196	17.36	2.2	0.51	0.0005
11900	0.0179	17.46	1.7	0.51	0.0005
13000	0.0164	17.52	1.3	0.38	0.0003
14300	0.0149	17.59	0.9	0.38	0.0003
15600	0.0137	17.66	0.5	0.38	0.0003
17100	0.0125	17.68	0.4	0.13	0.0001
18700	0.0114	17.73	0.1	0.25	0.0002
20400	0.0105	17.73	0.1	0.00	0.0000
22300	0.0096	17.75	0.0	0.13	0.0001
24400	0.0087	17.75	0.0	0.00	0.0000
26700	0.0080	17.75	0.0	0.00	0.0000
29300	0.0073	17.75	0.0	0.00	0.0000
32000	0.0067	17.75	0.0	0.00	0.0000
35000	0.0061	17.75	0.0	0.00	0.0000
38300	0.0056	17.75	0.0	0.00	0.0000
41900	0.0051	17.75	0.0	0.00	0.0000
45800	0.0047	17.75	0.0	0.00	0.0000
50100	0.0043	17.75	0.0	0.00	0.0000
54800	0.0039	17.75	0.0	0.00	0.0000
59500	0.0036	17.75	0.0	0.00	0.0000

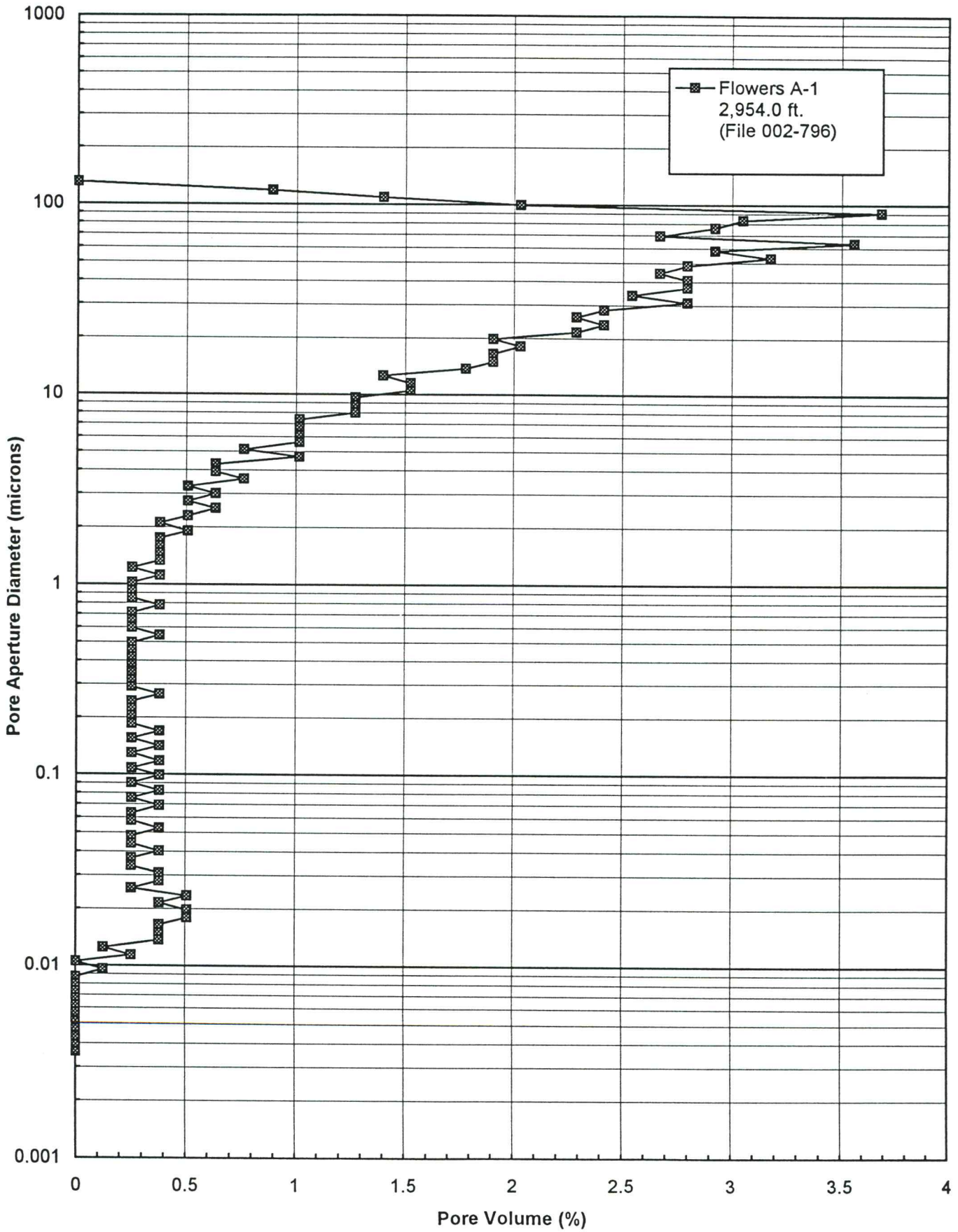
Mercury Injection Capillary Pressure (Bulk Volume)



Mercury Injection Capillary Pressure (Pore Volume)



Pore Aperture Size Distribution



Mercury Injection Capillary Pressure

Flowers A-1 : 2,931.0 feet
File 002-798

Sample Information	
Bulk Volume = 12.4267 cc	Porosity = 14.6% (mercury)
Pore Volume = 1.8141 cc	Permeability = 31.11 md (mercury)
Closure = 0.25%BV @ 12.9 psia	Median Pore Aperture = 6.11 microns

Capillary Pressure (psia)	Pore Aperture Diameter (microns)	Cumulative Bulk Vol. (%)	Wetting Phase Saturation (%)	Incremental Wetting Phase Change (%)	Saturation Change per psia
1.64	130	0.00	100.0	0.00	0.0000
1.80	119	0.02	100.0	0.00	0.0000
1.96	109	0.02	100.0	0.00	0.0000
2.15	99.2	0.02	100.0	0.00	0.0000
2.35	90.8	0.05	100.0	0.00	0.0000
2.57	83.0	0.07	100.0	0.00	0.0000
2.81	75.9	0.07	100.0	0.00	0.0000
3.08	69.3	0.09	100.0	0.00	0.0000
3.37	63.3	0.09	100.0	0.00	0.0000
3.68	58.0	0.12	100.0	0.00	0.0000
4.03	52.9	0.12	100.0	0.00	0.0000
4.41	48.4	0.12	100.0	0.00	0.0000
4.82	44.3	0.14	100.0	0.00	0.0000
5.27	40.5	0.14	100.0	0.00	0.0000
5.77	37.0	0.14	100.0	0.00	0.0000
6.31	33.8	0.14	100.0	0.00	0.0000
6.90	30.9	0.16	100.0	0.00	0.0000
7.55	28.3	0.16	100.0	0.00	0.0000
8.26	25.8	0.16	100.0	0.00	0.0000
9.04	23.6	0.18	100.0	0.00	0.0000
9.89	21.6	0.18	100.0	0.00	0.0000
10.8	19.8	0.21	100.0	0.00	0.0000
11.8	18.1	0.23	100.0	0.00	0.0000
12.9	16.5	0.25	100.0	0.00	0.0000
14.2	15.0	0.28	99.8	0.16	0.1215
15.5	13.8	0.32	99.5	0.32	0.2430
16.9	12.6	0.51	98.3	1.26	0.9027
18.5	11.5	0.85	95.9	2.37	1.4810
20.3	10.5	1.59	90.8	5.06	2.8085
22.2	9.61	2.79	82.6	8.21	4.3236
24.3	8.78	4.47	71.1	11.53	5.4916
26.6	8.02	5.67	62.9	8.21	3.5717
29.0	7.36	6.41	57.8	5.06	2.1064
31.8	6.71	7.03	53.6	4.27	1.5234
34.8	6.13	7.54	50.1	3.48	1.1585
38.0	5.61	7.96	47.2	2.84	0.8886

Mercury Injection Capillary Pressure

Flowers A-1 : 2,931.0 feet
File 002-798

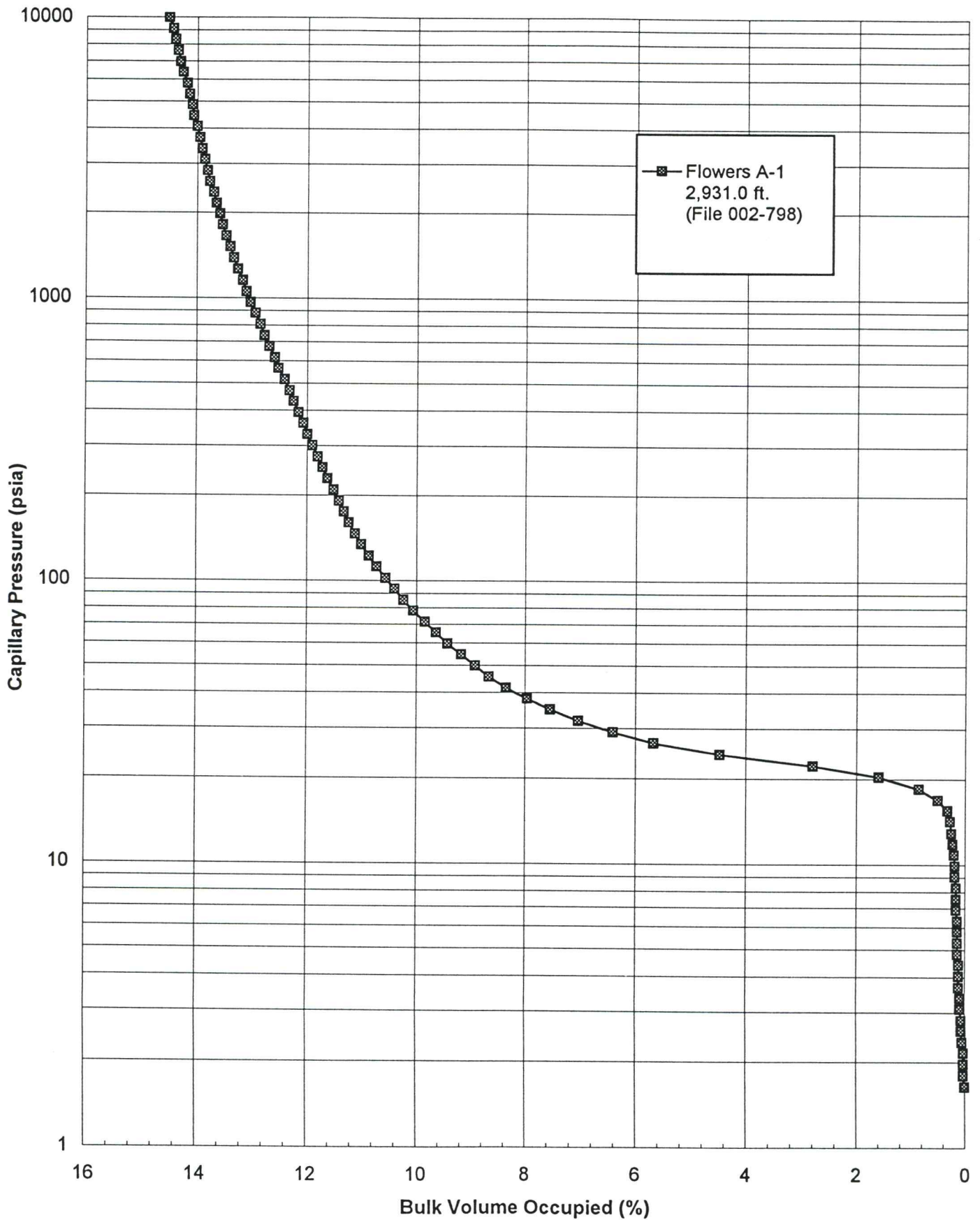
Capillary Pressure (psia)	Pore Aperture Diameter (microns)	Cumulative Bulk Vol. (%)	Wetting Phase Saturation (%)	Incremental Wetting Phase Change (%)	Saturation Change per psia
41.6	5.13	8.35	44.5	2.69	0.7460
45.5	4.69	8.67	42.3	2.21	0.5671
49.8	4.28	8.92	40.6	1.74	0.4041
54.5	3.91	9.18	38.9	1.74	0.3697
59.6	3.58	9.43	37.1	1.74	0.3407
65.2	3.27	9.64	35.7	1.42	0.2539
71.3	2.99	9.85	34.3	1.42	0.2331
78.0	2.73	10.05	32.9	1.42	0.2122
85.3	2.50	10.24	31.6	1.26	0.1731
93.4	2.28	10.40	30.5	1.11	0.1365
102	2.09	10.56	29.4	1.11	0.1286
112	1.90	10.72	28.3	1.11	0.1106
122	1.75	10.86	27.3	0.95	0.0948
134	1.59	11.00	26.4	0.95	0.0790
146	1.46	11.12	25.6	0.79	0.0658
160	1.33	11.23	24.8	0.79	0.0564
175	1.22	11.32	24.2	0.63	0.0421
191	1.12	11.42	23.5	0.63	0.0395
209	1.02	11.51	22.9	0.63	0.0351
229	0.932	11.62	22.1	0.79	0.0395
251	0.850	11.72	21.5	0.63	0.0287
274	0.779	11.81	20.9	0.63	0.0275
300	0.711	11.90	20.2	0.63	0.0243
328	0.650	11.99	19.6	0.63	0.0226
359	0.594	12.06	19.1	0.47	0.0153
393	0.543	12.15	18.5	0.63	0.0186
430	0.496	12.25	17.9	0.63	0.0171
470	0.454	12.31	17.4	0.47	0.0118
514	0.415	12.41	16.7	0.63	0.0144
563	0.379	12.52	16.0	0.79	0.0161
615	0.347	12.59	15.5	0.47	0.0091
673	0.317	12.68	14.8	0.63	0.0109
736	0.290	12.78	14.2	0.63	0.0100
806	0.265	12.85	13.7	0.47	0.0068
881	0.242	12.94	13.1	0.63	0.0084
964	0.221	13.03	12.5	0.63	0.0076
1050	0.203	13.10	12.0	0.47	0.0055
1150	0.186	13.17	11.5	0.47	0.0047
1260	0.169	13.26	10.9	0.63	0.0057
1380	0.155	13.33	10.4	0.47	0.0039
1510	0.141	13.40	10.0	0.47	0.0036
1650	0.129	13.47	9.5	0.47	0.0034

Mercury Injection Capillary Pressure

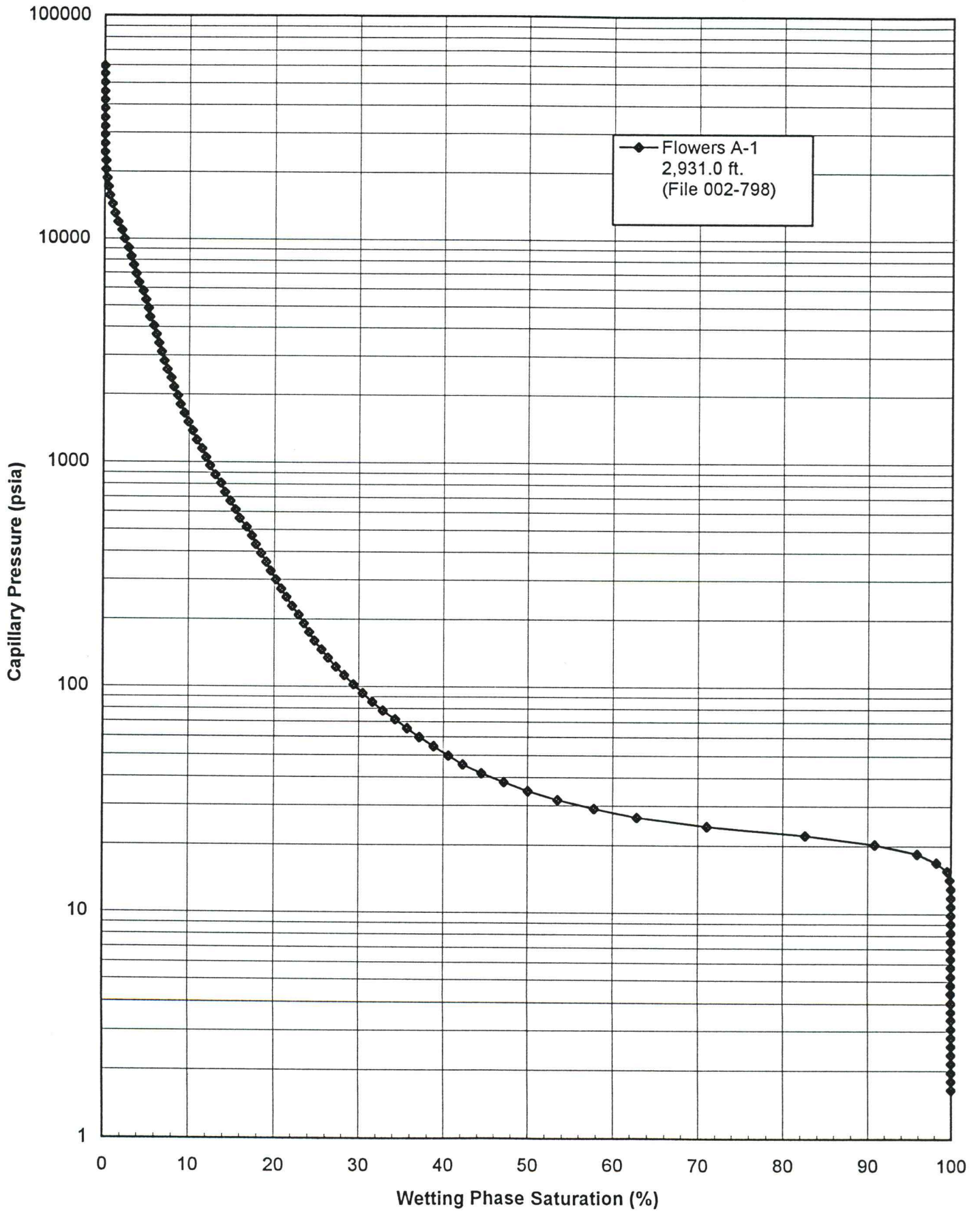
Flowers A-1 : 2,931.0 feet
File 002-798

Capillary Pressure (psia)	Pore Aperture Diameter (microns)	Cumulative Bulk Vol. (%)	Wetting Phase Saturation (%)	Incremental Wetting Phase Change (%)	Saturation Change per psia
1810	0.1179	13.54	9.0	0.47	0.0030
1980	0.1077	13.58	8.7	0.32	0.0019
2160	0.0988	13.65	8.2	0.47	0.0026
2370	0.0900	13.70	7.9	0.32	0.0015
2590	0.0824	13.77	7.4	0.47	0.0022
2830	0.0754	13.81	7.1	0.32	0.0013
3100	0.0688	13.86	6.8	0.32	0.0012
3390	0.0629	13.91	6.5	0.32	0.0011
3710	0.0575	13.95	6.2	0.32	0.0010
4060	0.0525	14.00	5.8	0.32	0.0009
4440	0.0480	14.07	5.4	0.47	0.0012
4850	0.0440	14.09	5.2	0.16	0.0004
5310	0.0402	14.14	4.9	0.32	0.0007
5810	0.0367	14.18	4.6	0.32	0.0006
6360	0.0335	14.25	4.1	0.47	0.0009
6950	0.0307	14.30	3.8	0.32	0.0005
7610	0.0280	14.34	3.5	0.32	0.0005
8320	0.0256	14.39	3.2	0.32	0.0004
9100	0.0234	14.44	2.8	0.32	0.0004
9960	0.0214	14.51	2.4	0.47	0.0006
10900	0.0196	14.55	2.1	0.32	0.0003
11900	0.0179	14.62	1.6	0.47	0.0005
13000	0.0164	14.67	1.3	0.32	0.0003
14300	0.0149	14.71	0.9	0.32	0.0002
15600	0.0137	14.76	0.6	0.32	0.0002
17100	0.0125	14.78	0.5	0.16	0.0001
18700	0.0114	14.81	0.3	0.16	0.0001
20400	0.0105	14.83	0.2	0.16	0.0001
22300	0.0096	14.83	0.2	0.00	0.0000
24400	0.0087	14.85	0.0	0.16	0.0001
26700	0.0080	14.85	0.0	0.00	0.0000
29300	0.0073	14.85	0.0	0.00	0.0000
32000	0.0067	14.85	0.0	0.00	0.0000
35000	0.0061	14.85	0.0	0.00	0.0000
38300	0.0056	14.85	0.0	0.00	0.0000
41900	0.0051	14.85	0.0	0.00	0.0000
45800	0.0047	14.85	0.0	0.00	0.0000
50100	0.0043	14.85	0.0	0.00	0.0000
54800	0.0039	14.85	0.0	0.00	0.0000
59500	0.0036	14.85	0.0	0.00	0.0000

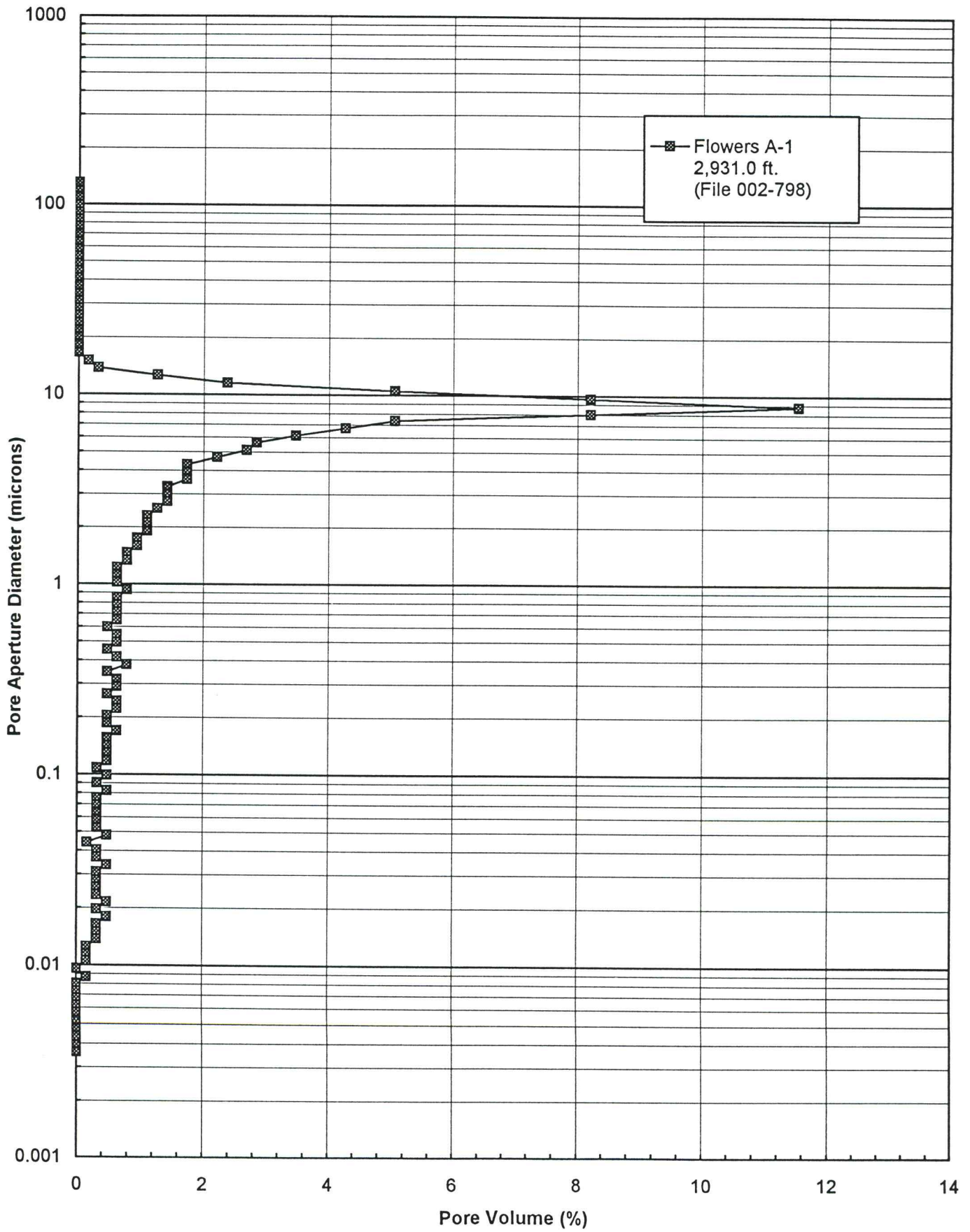
Mercury Injection Capillary Pressure (Bulk Volume)



Mercury Injection Capillary Pressure (Pore Volume)



Pore Aperture Size Distribution



Mercury Injection Capillary Pressure

Flowers A-1 : 2,935.0 feet

File 002-790

Sample Information	
Bulk Volume = 12.6506 cc	Porosity = 6.86% (mercury)
Pore Volume = 0.8676 cc	Permeability = 0.0564 md (mercury)
Closure = 0.43%BV @ 160 psia	Median Pore Aperture = 0.2783 microns

Capillary Pressure (psia)	Pore Aperture Diameter (microns)	Cumulative Bulk Vol. (%)	Wetting Phase Saturation (%)	Incremental Wetting Phase Change (%)	Saturation Change per psia
1.64	130	0.00	100.0	0.00	0.0000
1.80	119	0.05	100.0	0.00	0.0000
1.96	109	0.18	100.0	0.00	0.0000
2.15	99.2	0.20	100.0	0.00	0.0000
2.35	90.8	0.20	100.0	0.00	0.0000
2.57	83.0	0.20	100.0	0.00	0.0000
2.81	75.9	0.20	100.0	0.00	0.0000
3.08	69.3	0.20	100.0	0.00	0.0000
3.37	63.3	0.20	100.0	0.00	0.0000
3.68	58.0	0.20	100.0	0.00	0.0000
4.03	52.9	0.20	100.0	0.00	0.0000
4.41	48.4	0.20	100.0	0.00	0.0000
4.82	44.3	0.20	100.0	0.00	0.0000
5.27	40.5	0.20	100.0	0.00	0.0000
5.77	37.0	0.20	100.0	0.00	0.0000
6.31	33.8	0.20	100.0	0.00	0.0000
6.90	30.9	0.23	100.0	0.00	0.0000
7.55	28.3	0.23	100.0	0.00	0.0000
8.26	25.8	0.23	100.0	0.00	0.0000
9.04	23.6	0.23	100.0	0.00	0.0000
9.89	21.6	0.23	100.0	0.00	0.0000
10.8	19.8	0.23	100.0	0.00	0.0000
11.8	18.1	0.23	100.0	0.00	0.0000
12.9	16.5	0.23	100.0	0.00	0.0000
14.2	15.0	0.23	100.0	0.00	0.0000
15.5	13.8	0.23	100.0	0.00	0.0000
16.9	12.6	0.23	100.0	0.00	0.0000
18.5	11.5	0.25	100.0	0.00	0.0000
20.3	10.5	0.25	100.0	0.00	0.0000
22.2	9.61	0.25	100.0	0.00	0.0000
24.3	8.78	0.25	100.0	0.00	0.0000
26.6	8.02	0.25	100.0	0.00	0.0000
29.0	7.36	0.25	100.0	0.00	0.0000
31.8	6.71	0.28	100.0	0.00	0.0000
34.8	6.13	0.28	100.0	0.00	0.0000
38.0	5.61	0.28	100.0	0.00	0.0000

Mercury Injection Capillary Pressure

Flowers A-1 : 2,935.0 feet
File 002-790

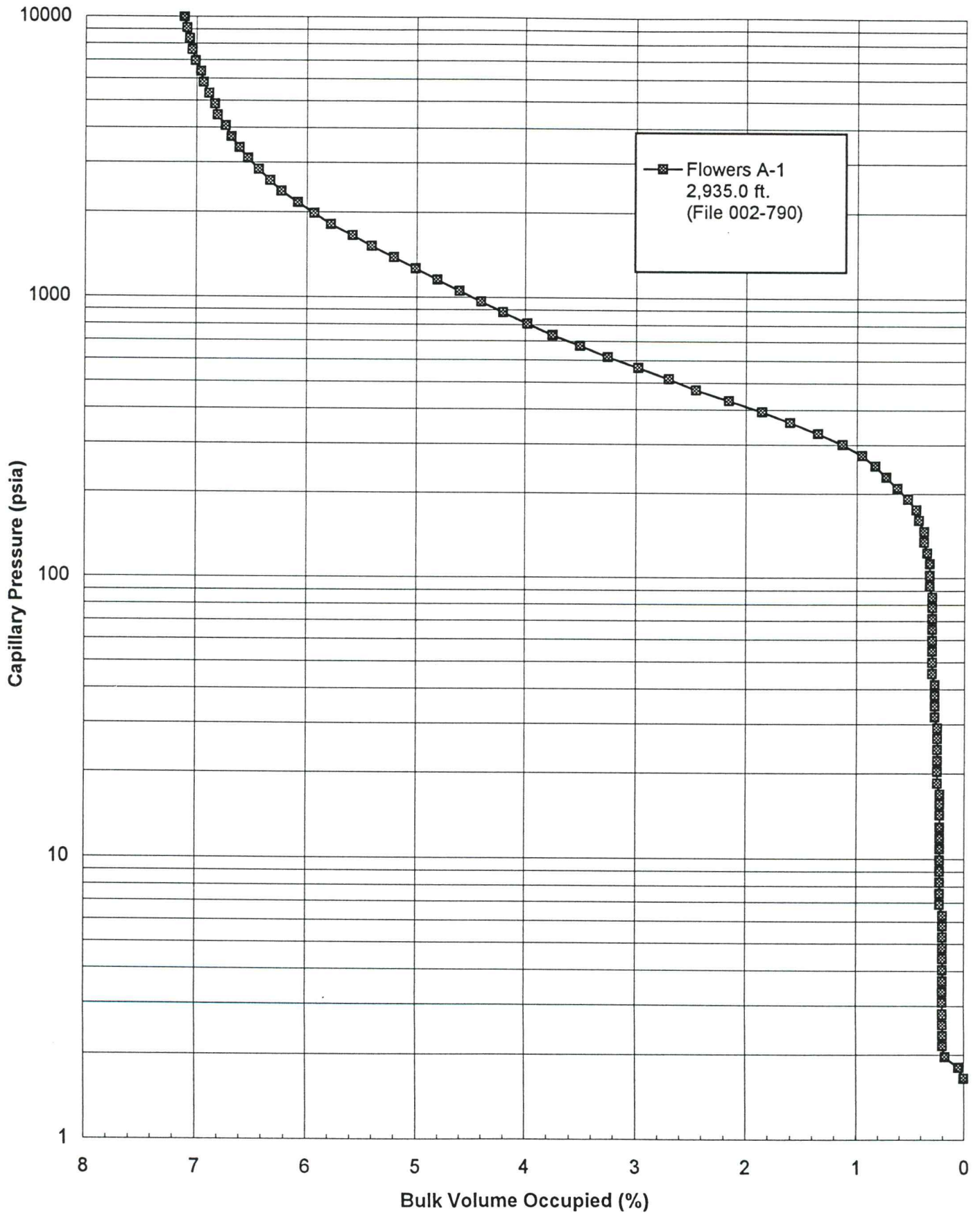
Capillary Pressure (psia)	Pore Aperture Diameter (microns)	Cumulative Bulk Vol. (%)	Wetting Phase Saturation (%)	Incremental Wetting Phase Change (%)	Saturation Change per psia
41.6	5.13	0.28	100.0	0.00	0.0000
45.5	4.69	0.30	100.0	0.00	0.0000
49.8	4.28	0.30	100.0	0.00	0.0000
54.5	3.91	0.30	100.0	0.00	0.0000
59.6	3.58	0.30	100.0	0.00	0.0000
65.2	3.27	0.30	100.0	0.00	0.0000
71.3	2.99	0.30	100.0	0.00	0.0000
78.0	2.73	0.30	100.0	0.00	0.0000
85.3	2.50	0.30	100.0	0.00	0.0000
93.4	2.28	0.33	100.0	0.00	0.0000
102	2.09	0.33	100.0	0.00	0.0000
112	1.90	0.33	100.0	0.00	0.0000
122	1.75	0.35	100.0	0.00	0.0000
134	1.59	0.38	100.0	0.00	0.0000
146	1.46	0.38	100.0	0.00	0.0000
160	1.33	0.43	100.0	0.00	0.0000
175	1.22	0.45	99.6	0.36	0.0243
191	1.12	0.53	98.5	1.09	0.0684
209	1.02	0.63	97.1	1.46	0.0811
229	0.932	0.73	95.6	1.46	0.0730
251	0.850	0.83	94.2	1.46	0.0664
274	0.779	0.95	92.3	1.82	0.0793
300	0.711	1.13	89.8	2.55	0.0983
328	0.650	1.35	86.5	3.28	0.1173
359	0.594	1.60	82.8	3.65	0.1177
393	0.543	1.85	79.2	3.65	0.1073
430	0.496	2.15	74.8	4.38	0.1184
470	0.454	2.45	70.4	4.38	0.1095
514	0.415	2.70	66.8	3.65	0.0829
563	0.379	2.98	62.8	4.01	0.0819
615	0.347	3.25	58.8	4.01	0.0772
673	0.317	3.50	55.1	3.65	0.0629
736	0.290	3.75	51.5	3.65	0.0579
806	0.265	3.98	48.2	3.28	0.0469
881	0.242	4.20	44.9	3.28	0.0438
964	0.221	4.41	42.0	2.92	0.0352
1050	0.203	4.61	39.1	2.92	0.0340
1150	0.186	4.81	36.1	2.92	0.0292
1260	0.169	5.01	33.2	2.92	0.0265
1380	0.155	5.21	30.3	2.92	0.0243
1510	0.141	5.41	27.4	2.92	0.0225
1650	0.129	5.58	24.8	2.55	0.0182

Mercury Injection Capillary Pressure

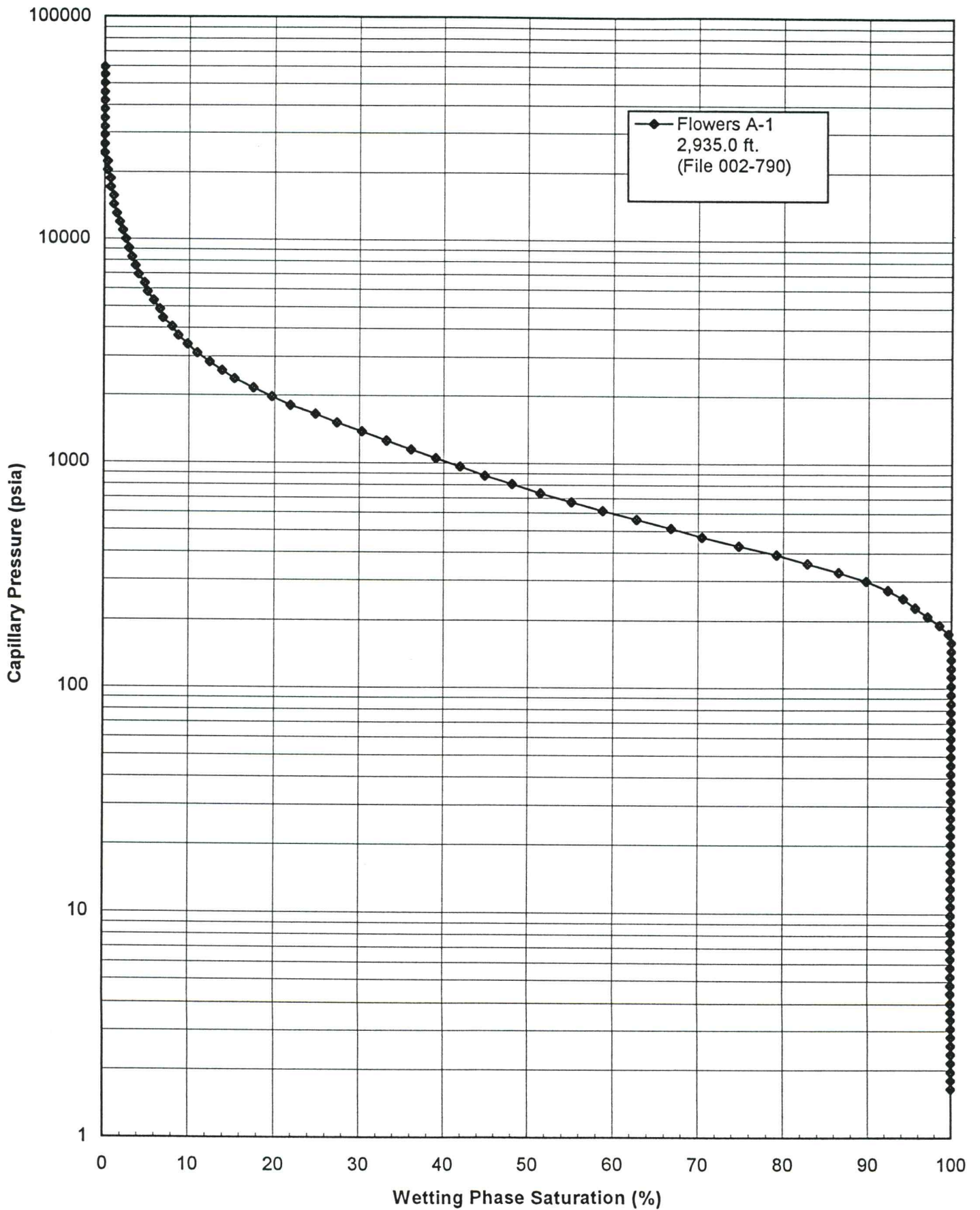
Flowers A-1 : 2,935.0 feet
File 002-790

Capillary Pressure (psia)	Pore Aperture Diameter (microns)	Cumulative Bulk Vol. (%)	Wetting Phase Saturation (%)	Incremental Wetting Phase Change (%)	Saturation Change per psia
1810	0.1179	5.78	21.9	2.92	0.0182
1980	0.1077	5.93	19.7	2.19	0.0129
2160	0.0988	6.08	17.5	2.19	0.0122
2370	0.0900	6.23	15.3	2.19	0.0104
2590	0.0824	6.33	13.9	1.46	0.0066
2830	0.0754	6.43	12.4	1.46	0.0061
3100	0.0688	6.53	10.9	1.46	0.0054
3390	0.0629	6.61	9.9	1.09	0.0038
3710	0.0575	6.68	8.8	1.09	0.0034
4060	0.0525	6.73	8.0	0.73	0.0021
4440	0.0480	6.81	6.9	1.09	0.0029
4850	0.0440	6.83	6.6	0.36	0.0009
5310	0.0402	6.88	5.8	0.73	0.0016
5810	0.0367	6.93	5.1	0.73	0.0015
6360	0.0335	6.96	4.7	0.36	0.0007
6950	0.0307	7.01	4.0	0.73	0.0012
7610	0.0280	7.03	3.6	0.36	0.0006
8320	0.0256	7.06	3.3	0.36	0.0005
9100	0.0234	7.08	2.9	0.36	0.0005
9960	0.0214	7.11	2.6	0.36	0.0004
10900	0.0196	7.13	2.2	0.36	0.0004
11900	0.0179	7.16	1.8	0.36	0.0004
13000	0.0164	7.18	1.5	0.36	0.0003
14300	0.0149	7.21	1.1	0.36	0.0003
15600	0.0137	7.21	1.1	0.00	0.0000
17100	0.0125	7.23	0.7	0.36	0.0002
18700	0.0114	7.23	0.7	0.00	0.0000
20400	0.0105	7.26	0.4	0.36	0.0002
22300	0.0096	7.26	0.4	0.00	0.0000
24400	0.0087	7.28	0.0	0.36	0.0002
26700	0.0080	7.28	0.0	0.00	0.0000
29300	0.0073	7.28	0.0	0.00	0.0000
32000	0.0067	7.28	0.0	0.00	0.0000
35000	0.0061	7.28	0.0	0.00	0.0000
38300	0.0056	7.28	0.0	0.00	0.0000
41900	0.0051	7.28	0.0	0.00	0.0000
45800	0.0047	7.28	0.0	0.00	0.0000
50100	0.0043	7.28	0.0	0.00	0.0000
54800	0.0039	7.28	0.0	0.00	0.0000
59500	0.0036	7.28	0.0	0.00	0.0000

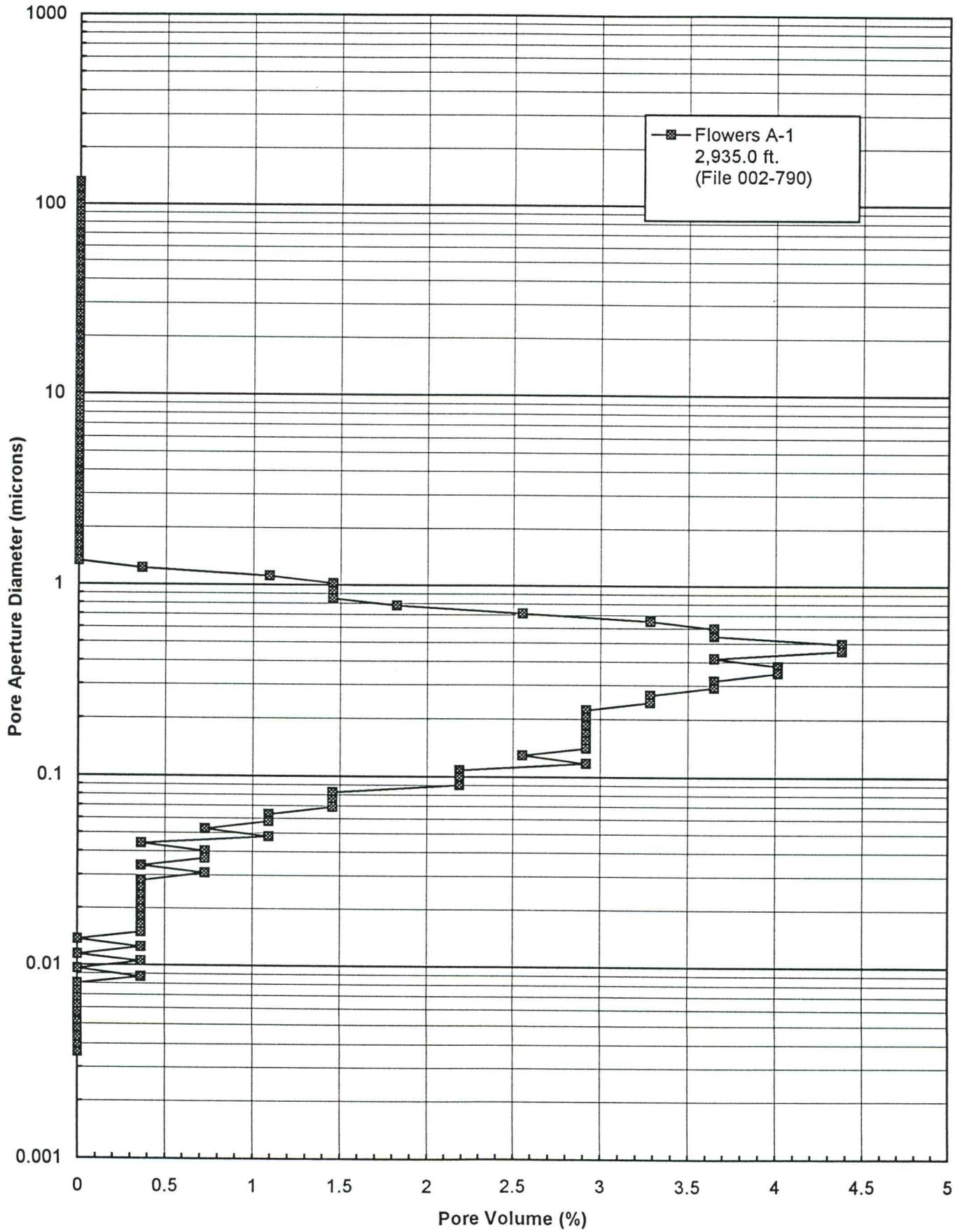
Mercury Injection Capillary Pressure (Bulk Volume)



Mercury Injection Capillary Pressure (Pore Volume)



Pore Aperture Size Distribution



Mercury Injection Capillary Pressure

Flowers A-1 : 2,987 feet
File 002-799

Sample Information	
Bulk Volume = 12.5052 cc	Porosity = 9.69% (mercury)
Pore Volume = 1.2118 cc	Permeability = 0.4596 md (mercury)
Closure = 0.22%BV @ 93.4 psia	Median Pore Aperture = 0.7417 microns

Capillary Pressure (psia)	Pore Aperture Diameter (microns)	Cumulative Bulk Vol. (%)	Wetting Phase Saturation (%)	Incremental Wetting Phase Change (%)	Saturation Change per psia
1.64	130	0.00	100.0	0.00	0.0000
1.80	119	0.02	100.0	0.00	0.0000
1.96	109	0.02	100.0	0.00	0.0000
2.15	99.2	0.02	100.0	0.00	0.0000
2.35	90.8	0.02	100.0	0.00	0.0000
2.57	83.0	0.05	100.0	0.00	0.0000
2.81	75.9	0.05	100.0	0.00	0.0000
3.08	69.3	0.05	100.0	0.00	0.0000
3.37	63.3	0.05	100.0	0.00	0.0000
3.68	58.0	0.07	100.0	0.00	0.0000
4.03	52.9	0.07	100.0	0.00	0.0000
4.41	48.4	0.07	100.0	0.00	0.0000
4.82	44.3	0.07	100.0	0.00	0.0000
5.27	40.5	0.07	100.0	0.00	0.0000
5.77	37.0	0.07	100.0	0.00	0.0000
6.31	33.8	0.07	100.0	0.00	0.0000
6.90	30.9	0.07	100.0	0.00	0.0000
7.55	28.3	0.10	100.0	0.00	0.0000
8.26	25.8	0.10	100.0	0.00	0.0000
9.04	23.6	0.10	100.0	0.00	0.0000
9.89	21.6	0.10	100.0	0.00	0.0000
10.8	19.8	0.10	100.0	0.00	0.0000
11.8	18.1	0.10	100.0	0.00	0.0000
12.9	16.5	0.10	100.0	0.00	0.0000
14.2	15.0	0.10	100.0	0.00	0.0000
15.5	13.8	0.10	100.0	0.00	0.0000
16.9	12.6	0.10	100.0	0.00	0.0000
18.5	11.5	0.10	100.0	0.00	0.0000
20.3	10.5	0.10	100.0	0.00	0.0000
22.2	9.61	0.12	100.0	0.00	0.0000
24.3	8.78	0.12	100.0	0.00	0.0000
26.6	8.02	0.12	100.0	0.00	0.0000
29.0	7.36	0.12	100.0	0.00	0.0000
31.8	6.71	0.12	100.0	0.00	0.0000
34.8	6.13	0.15	100.0	0.00	0.0000
38.0	5.61	0.15	100.0	0.00	0.0000

Mercury Injection Capillary Pressure

Flowers A-1 : 2,987 feet

File 002-799

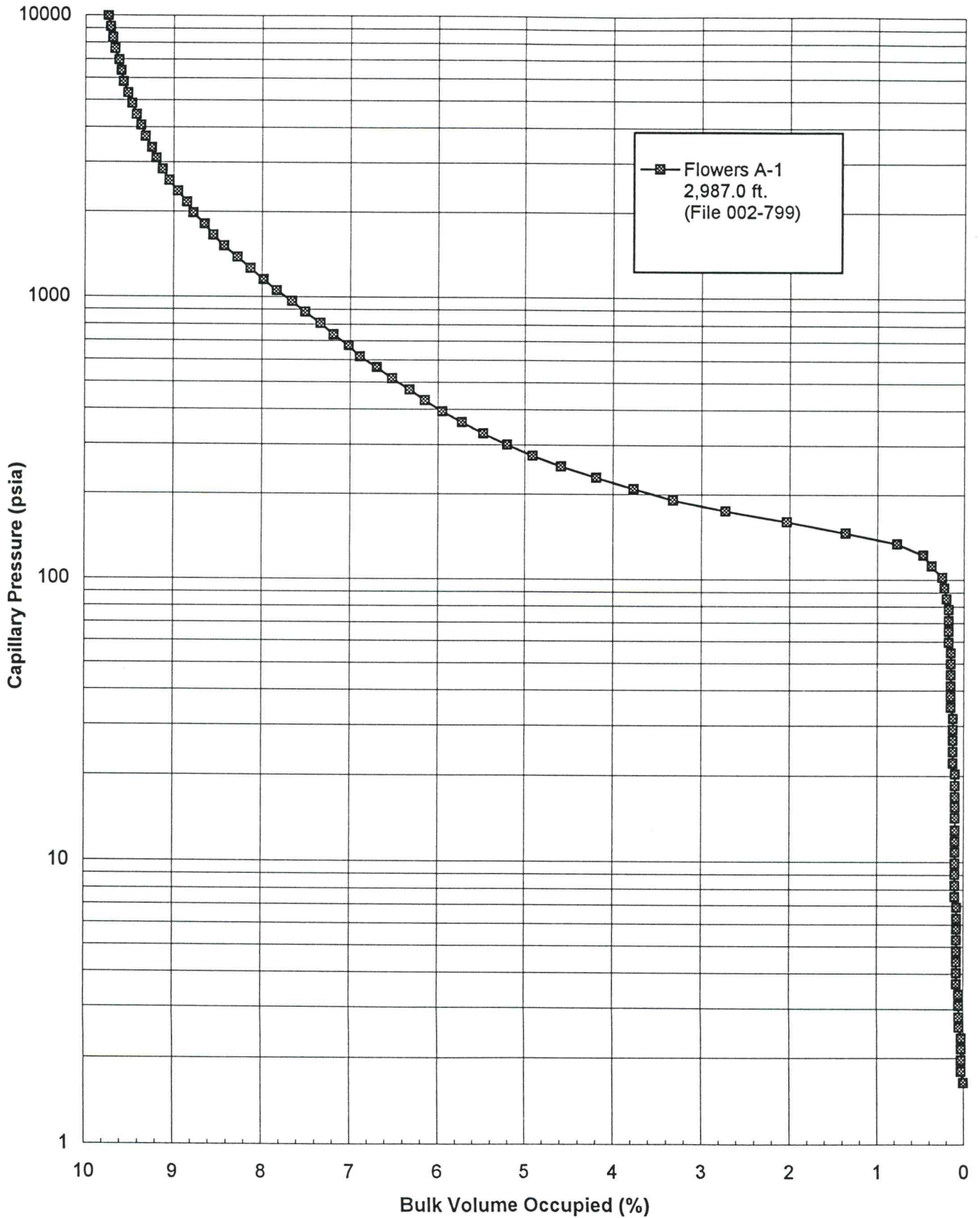
Capillary Pressure (psia)	Pore Aperture Diameter (microns)	Cumulative Bulk Vol. (%)	Wetting Phase Saturation (%)	Incremental Wetting Phase Change (%)	Saturation Change per psia
41.6	5.13	0.15	100.0	0.00	0.0000
45.5	4.69	0.15	100.0	0.00	0.0000
49.8	4.28	0.15	100.0	0.00	0.0000
54.5	3.91	0.15	100.0	0.00	0.0000
59.6	3.58	0.17	100.0	0.00	0.0000
65.2	3.27	0.17	100.0	0.00	0.0000
71.3	2.99	0.17	100.0	0.00	0.0000
78.0	2.73	0.17	100.0	0.00	0.0000
85.3	2.50	0.20	100.0	0.00	0.0000
93.4	2.28	0.22	100.0	0.00	0.0000
102	2.09	0.25	99.7	0.26	0.0297
112	1.90	0.37	98.5	1.28	0.1279
122	1.75	0.47	97.4	1.02	0.1023
134	1.59	0.77	94.4	3.07	0.2558
146	1.46	1.36	88.2	6.14	0.5115
160	1.33	2.03	81.3	6.91	0.4932
175	1.22	2.73	74.2	7.16	0.4774
191	1.12	3.32	68.0	6.14	0.3836
209	1.02	3.77	63.4	4.60	0.2558
229	0.932	4.19	59.1	4.35	0.2174
251	0.850	4.59	55.0	4.09	0.1860
274	0.779	4.91	51.7	3.32	0.1446
300	0.711	5.20	48.6	3.07	0.1180
328	0.650	5.48	45.8	2.81	0.1005
359	0.594	5.73	43.2	2.56	0.0825
393	0.543	5.95	40.9	2.30	0.0677
430	0.496	6.15	38.9	2.05	0.0553
470	0.454	6.32	37.1	1.79	0.0448
514	0.415	6.52	35.0	2.05	0.0465
563	0.379	6.69	33.2	1.79	0.0365
615	0.347	6.89	31.2	2.05	0.0393
673	0.317	7.01	29.9	1.28	0.0220
736	0.290	7.19	28.1	1.79	0.0284
806	0.265	7.34	26.6	1.53	0.0219
881	0.242	7.51	24.8	1.79	0.0239
964	0.221	7.66	23.3	1.53	0.0185
1050	0.203	7.83	21.5	1.79	0.0208
1150	0.186	7.98	19.9	1.53	0.0153
1260	0.169	8.13	18.4	1.53	0.0140
1380	0.155	8.28	16.9	1.53	0.0128
1510	0.141	8.43	15.3	1.53	0.0118
1650	0.129	8.55	14.1	1.28	0.0091

Mercury Injection Capillary Pressure

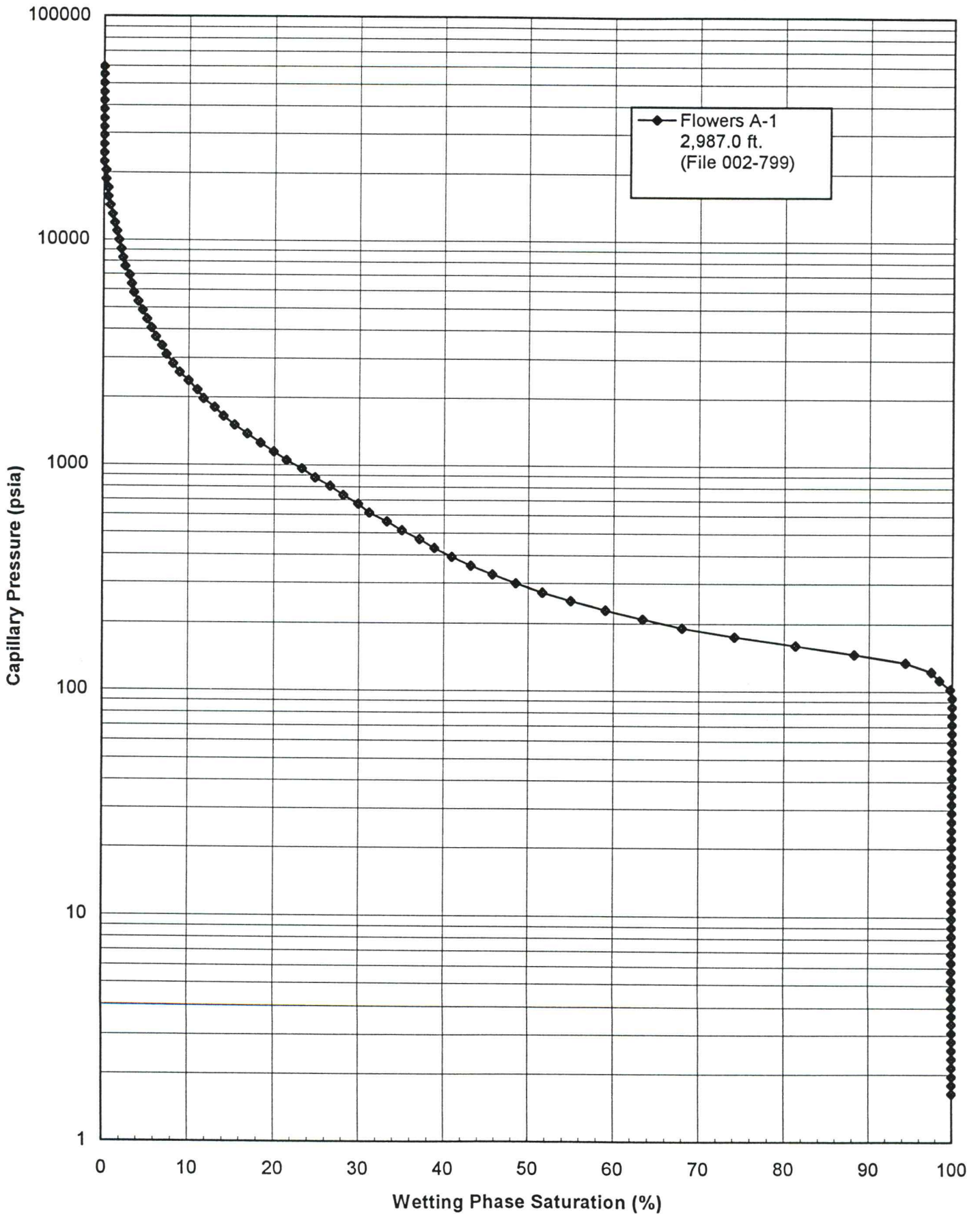
Flowers A-1 : 2,987 feet
File 002-799

Capillary Pressure (psia)	Pore Aperture Diameter (microns)	Cumulative Bulk Vol. (%)	Wetting Phase Saturation (%)	Incremental Wetting Phase Change (%)	Saturation Change per psia
1810	0.1179	8.65	13.0	1.02	0.0064
1980	0.1077	8.77	11.8	1.28	0.0075
2160	0.0988	8.85	11.0	0.77	0.0043
2370	0.0900	8.95	10.0	1.02	0.0049
2590	0.0824	9.05	9.0	1.02	0.0047
2830	0.0754	9.12	8.2	0.77	0.0032
3100	0.0688	9.19	7.4	0.77	0.0028
3390	0.0629	9.24	6.9	0.51	0.0018
3710	0.0575	9.32	6.1	0.77	0.0024
4060	0.0525	9.37	5.6	0.51	0.0015
4440	0.0480	9.42	5.1	0.51	0.0013
4850	0.0440	9.47	4.6	0.51	0.0012
5310	0.0402	9.52	4.1	0.51	0.0011
5810	0.0367	9.57	3.6	0.51	0.0010
6360	0.0335	9.59	3.3	0.26	0.0005
6950	0.0307	9.62	3.1	0.26	0.0004
7610	0.0280	9.67	2.6	0.51	0.0008
8320	0.0256	9.69	2.3	0.26	0.0004
9100	0.0234	9.72	2.0	0.26	0.0003
9960	0.0214	9.74	1.8	0.26	0.0003
10900	0.0196	9.76	1.5	0.26	0.0003
11900	0.0179	9.79	1.3	0.26	0.0003
13000	0.0164	9.81	1.0	0.26	0.0002
14300	0.0149	9.84	0.8	0.26	0.0002
15600	0.0137	9.86	0.5	0.26	0.0002
17100	0.0125	9.86	0.5	0.00	0.0000
18700	0.0114	9.89	0.3	0.26	0.0002
20400	0.0105	9.89	0.3	0.00	0.0000
22300	0.0096	9.91	0.0	0.26	0.0001
24400	0.0087	9.91	0.0	0.00	0.0000
26700	0.0080	9.91	0.0	0.00	0.0000
29300	0.0073	9.91	0.0	0.00	0.0000
32000	0.0067	9.91	0.0	0.00	0.0000
35000	0.0061	9.91	0.0	0.00	0.0000
38300	0.0056	9.91	0.0	0.00	0.0000
41900	0.0051	9.91	0.0	0.00	0.0000
45800	0.0047	9.91	0.0	0.00	0.0000
50100	0.0043	9.91	0.0	0.00	0.0000
54800	0.0039	9.91	0.0	0.00	0.0000
59500	0.0036	9.91	0.0	0.00	0.0000

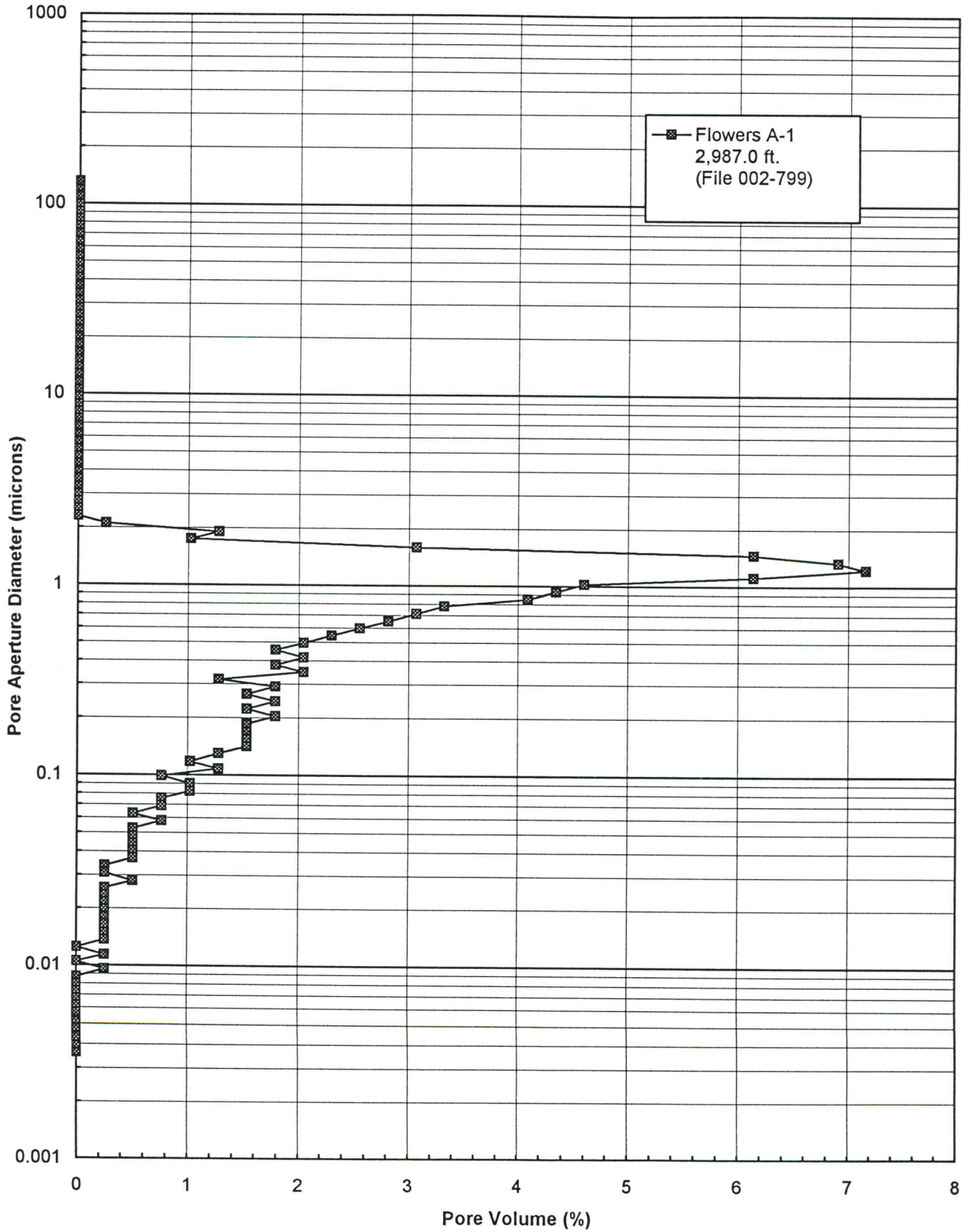
Mercury Injection Capillary Pressure (Bulk Volume)



Mercury Injection Capillary Pressure (Pore Volume)



Pore Aperture Size Distribution



Mercury Injection Capillary Pressure

Flowers A_1 : 2,996.0 feet

File 002-794

Sample Information	
Bulk Volume = 12.5876 cc	Porosity = 0.5609 % (mercury)
Pore Volume = 0.0706 cc	Permeability = N/A
Closure = 0.19%BV @ 3390 psia	Median Pore Aperture = 0.0185 microns

Capillary Pressure (psia)	Pore Aperture Diameter (microns)	Cumulative Bulk Vol. (%)	Wetting Phase Saturation (%)	Incremental Wetting Phase Change (%)	Saturation Change per psia
1.64	130	0.01	100.0	0.00	0.0000
1.80	119	0.01	100.0	0.00	0.0000
1.96	109	0.02	100.0	0.00	0.0000
2.15	99.2	0.03	100.0	0.00	0.0000
2.35	90.8	0.03	100.0	0.00	0.0000
2.57	83.0	0.04	100.0	0.00	0.0000
2.81	75.9	0.05	100.0	0.00	0.0000
3.08	69.3	0.05	100.0	0.00	0.0000
3.37	63.3	0.06	100.0	0.00	0.0000
3.68	58.0	0.06	100.0	0.00	0.0000
4.03	52.9	0.07	100.0	0.00	0.0000
4.41	48.4	0.07	100.0	0.00	0.0000
4.82	44.3	0.07	100.0	0.00	0.0000
5.27	40.5	0.08	100.0	0.00	0.0000
5.77	37.0	0.08	100.0	0.00	0.0000
6.31	33.8	0.08	100.0	0.00	0.0000
6.90	30.9	0.09	100.0	0.00	0.0000
7.55	28.3	0.09	100.0	0.00	0.0000
8.26	25.8	0.09	100.0	0.00	0.0000
9.04	23.6	0.09	100.0	0.00	0.0000
9.89	21.6	0.10	100.0	0.00	0.0000
10.8	19.8	0.10	100.0	0.00	0.0000
11.8	18.1	0.10	100.0	0.00	0.0000
12.9	16.5	0.10	100.0	0.00	0.0000
14.2	15.0	0.10	100.0	0.00	0.0000
15.5	13.8	0.10	100.0	0.00	0.0000
16.9	12.6	0.10	100.0	0.00	0.0000
18.5	11.5	0.10	100.0	0.00	0.0000
20.3	10.5	0.11	100.0	0.00	0.0000
22.2	9.61	0.11	100.0	0.00	0.0000
24.3	8.78	0.11	100.0	0.00	0.0000
26.6	8.02	0.11	100.0	0.00	0.0000
29.0	7.36	0.12	100.0	0.00	0.0000
31.8	6.71	0.12	100.0	0.00	0.0000
34.8	6.13	0.12	100.0	0.00	0.0000
38.0	5.61	0.12	100.0	0.00	0.0000

Mercury Injection Capillary Pressure

Flowers A_1 : 2,996.0 feet
File 002-794

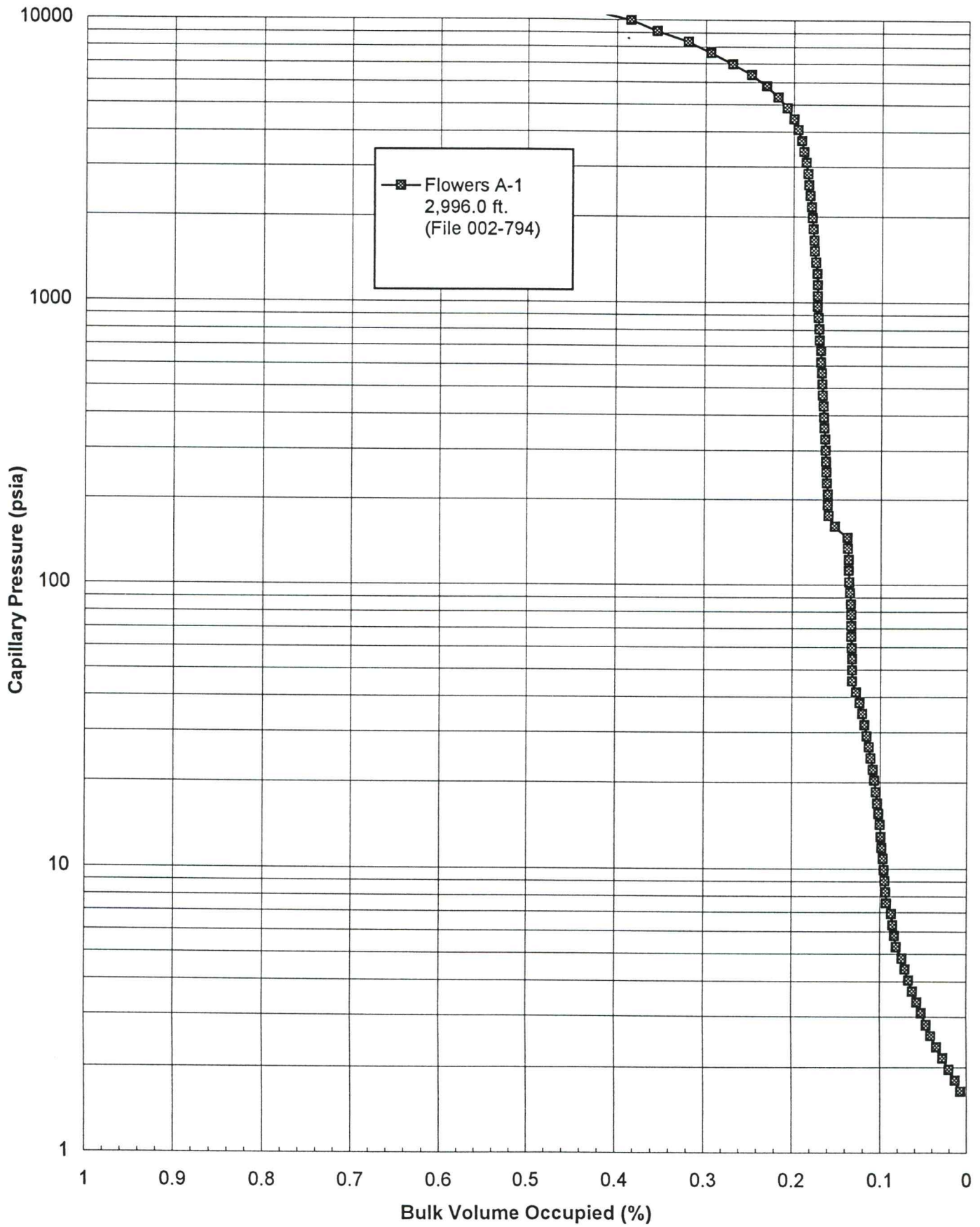
Capillary Pressure (psia)	Pore Aperture Diameter (microns)	Cumulative Bulk Vol. (%)	Wetting Phase Saturation (%)	Incremental Wetting Phase Change (%)	Saturation Change per psia
41.6	5.13	0.13	100.0	0.00	0.0000
45.5	4.69	0.13	100.0	0.00	0.0000
49.8	4.28	0.13	100.0	0.00	0.0000
54.5	3.91	0.13	100.0	0.00	0.0000
59.6	3.58	0.13	100.0	0.00	0.0000
65.2	3.27	0.13	100.0	0.00	0.0000
71.3	2.99	0.13	100.0	0.00	0.0000
78.0	2.73	0.13	100.0	0.00	0.0000
85.3	2.50	0.13	100.0	0.00	0.0000
93.4	2.28	0.13	100.0	0.00	0.0000
102	2.09	0.14	100.0	0.00	0.0000
112	1.90	0.14	100.0	0.00	0.0000
122	1.75	0.14	100.0	0.00	0.0000
134	1.59	0.14	100.0	0.00	0.0000
146	1.46	0.14	100.0	0.00	0.0000
160	1.33	0.15	100.0	0.00	0.0000
175	1.22	0.16	100.0	0.00	0.0000
191	1.12	0.16	100.0	0.00	0.0000
209	1.02	0.16	100.0	0.00	0.0000
229	0.932	0.16	100.0	0.00	0.0000
251	0.850	0.16	100.0	0.00	0.0000
274	0.779	0.16	100.0	0.00	0.0000
300	0.711	0.16	100.0	0.00	0.0000
328	0.650	0.16	100.0	0.00	0.0000
359	0.594	0.16	100.0	0.00	0.0000
393	0.543	0.16	100.0	0.00	0.0000
430	0.496	0.17	100.0	0.00	0.0000
470	0.454	0.17	100.0	0.00	0.0000
514	0.415	0.17	100.0	0.00	0.0000
563	0.379	0.17	100.0	0.00	0.0000
615	0.347	0.17	100.0	0.00	0.0000
673	0.317	0.17	100.0	0.00	0.0000
736	0.290	0.17	100.0	0.00	0.0000
806	0.265	0.17	100.0	0.00	0.0000
881	0.242	0.17	100.0	0.00	0.0000
964	0.221	0.17	100.0	0.00	0.0000
1050	0.203	0.17	100.0	0.00	0.0000
1150	0.186	0.17	100.0	0.00	0.0000
1260	0.169	0.17	100.0	0.00	0.0000
1380	0.155	0.17	100.0	0.00	0.0000
1510	0.141	0.18	100.0	0.00	0.0000
1650	0.129	0.18	100.0	0.00	0.0000

Mercury Injection Capillary Pressure

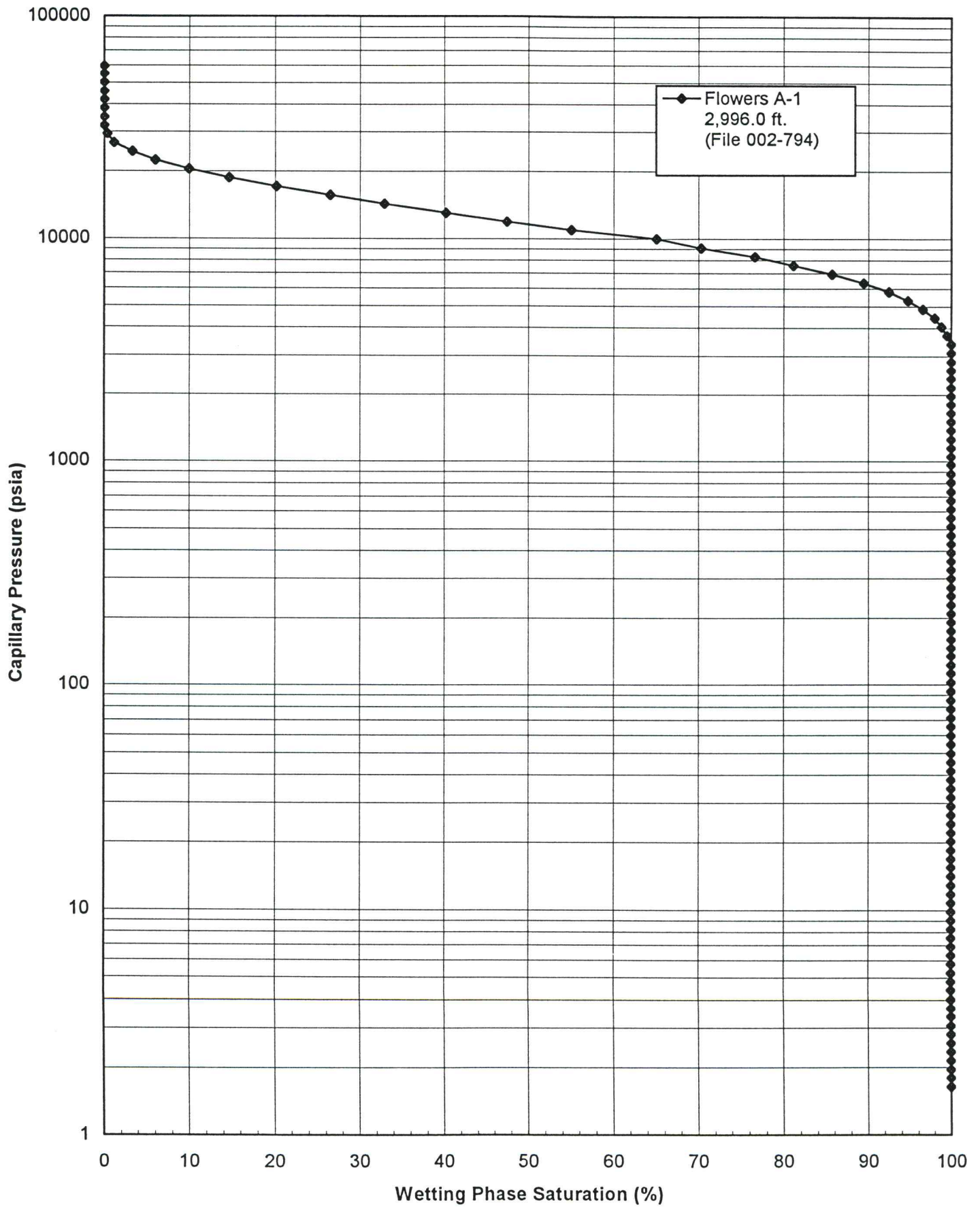
Flowers A_1 : 2,996.0 feet
File 002-794

Capillary Pressure (psia)	Pore Aperture Diameter (microns)	Cumulative Bulk Vol. (%)	Wetting Phase Saturation (%)	Incremental Wetting Phase Change (%)	Saturation Change per psia
1810	0.1179	0.18	100.0	0.00	0.0000
1980	0.1077	0.18	100.0	0.00	0.0000
2160	0.0988	0.18	100.0	0.00	0.0000
2370	0.0900	0.18	100.0	0.00	0.0000
2590	0.0824	0.18	100.0	0.00	0.0000
2830	0.0754	0.18	100.0	0.00	0.0000
3100	0.0688	0.19	100.0	0.00	0.0000
3390	0.0629	0.19	100.0	0.01	0.0000
3710	0.0575	0.19	99.5	0.50	0.0016
4060	0.0525	0.19	98.8	0.70	0.0020
4440	0.0480	0.20	98.0	0.82	0.0022
4850	0.0440	0.21	96.5	1.43	0.0035
5310	0.0402	0.22	94.7	1.79	0.0039
5810	0.0367	0.23	92.5	2.29	0.0046
6360	0.0335	0.25	89.4	3.03	0.0055
6950	0.0307	0.27	85.7	3.76	0.0064
7610	0.0280	0.29	81.1	4.52	0.0069
8320	0.0256	0.32	76.6	4.53	0.0064
9100	0.0234	0.35	70.3	6.30	0.0081
9960	0.0214	0.38	65.0	5.29	0.0061
10900	0.0196	0.44	55.0	10.00	0.0106
11900	0.0179	0.48	47.5	7.52	0.0075
13000	0.0164	0.52	40.2	7.29	0.0066
14300	0.0149	0.56	32.9	7.34	0.0056
15600	0.0137	0.60	26.5	6.39	0.0049
17100	0.0125	0.64	20.2	6.31	0.0042
18700	0.0114	0.67	14.7	5.53	0.0035
20400	0.0105	0.69	9.9	4.74	0.0028
22300	0.0096	0.72	6.0	3.91	0.0021
24400	0.0087	0.73	3.3	2.70	0.0013
26700	0.0080	0.74	1.2	2.13	0.0009
29300	0.0073	0.75	0.3	0.82	0.0003
32000	0.0067	0.75	0.0	0.34	0.0001
35000	0.0061	0.75	0.0	0.00	0.0000
38300	0.0056	0.75	0.0	0.00	0.0000
41900	0.0051	0.75	0.0	0.00	0.0000
45800	0.0047	0.75	0.0	0.00	0.0000
50100	0.0043	0.75	0.0	0.00	0.0000
54800	0.0039	0.75	0.0	0.00	0.0000
59500	0.0036	0.75	0.0	0.00	0.0000

Mercury Injection Capillary Pressure (Bulk Volume)



Mercury Injection Capillary Pressure (Pore Volume)



Pore Aperture Size Distribution

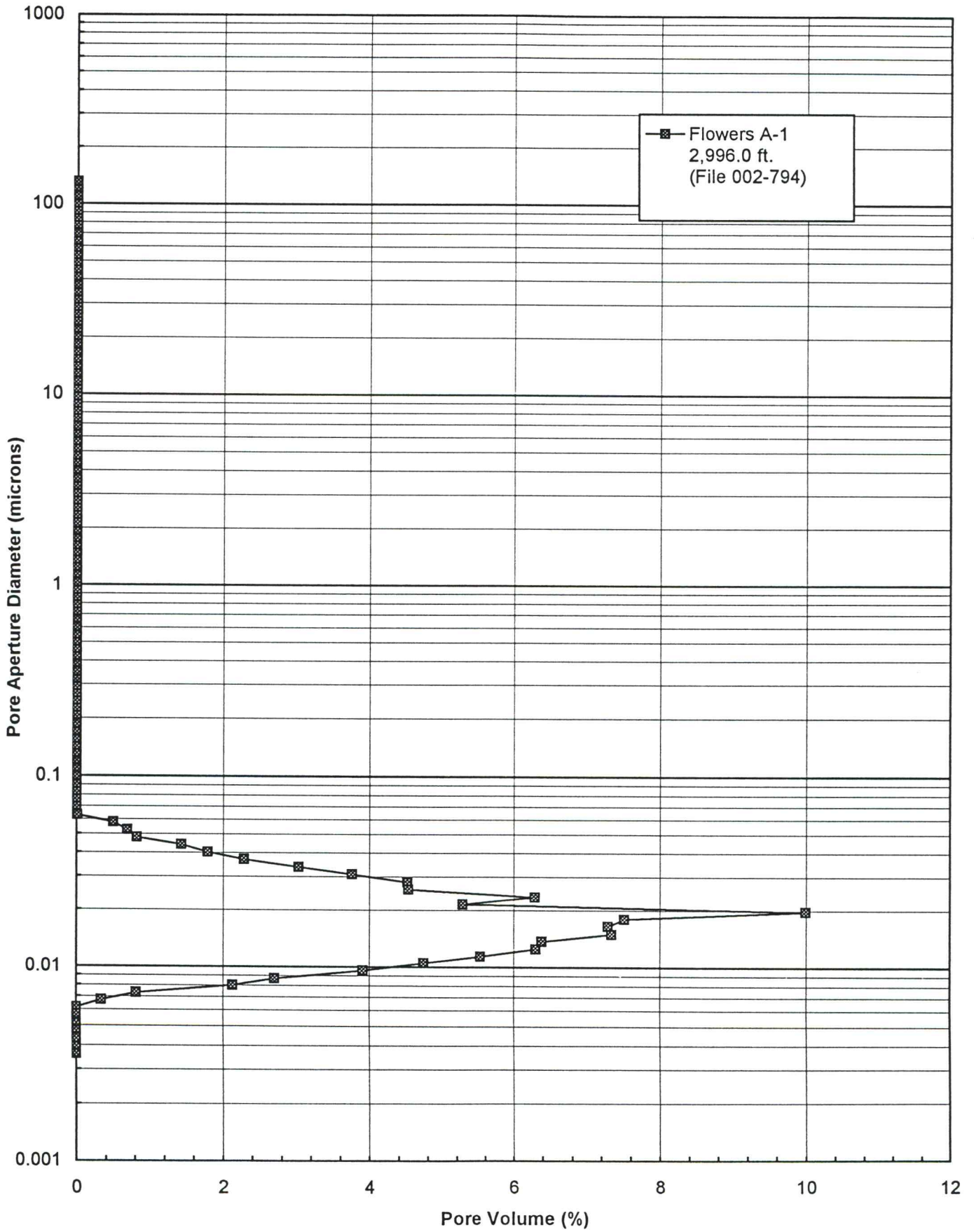


TABLE 1
Anadarko Flowers A - 1 Well

*Cornel
GROVE*

Sample Depth (ft)	Core Analysis		Mercury Derived		Median Aperture	Pore Distribution
	Porosity (%)	Perm (air) (md)	Porosity (%)	Perm (air) (md)		
2801.0	7.0	0.018	7.6	0.003	0.046	unimodal (broad)
2811.0	3.9	0.0075	3.5	0.002	0.067	unimodal
2843.0	8.8	0.0080	9.5	0.002	0.026	unimodal
2846.7	2.6	0.0022	3.2	-	0.012	unimodal broad
2868.0	5.9	0.096	5.6	0.323	0.798	unimodal sharp (tail)
2878.0	11.3	0.652	11.1	0.76	0.873	unimodal broad
2891.0	13.7	53.2	13.4	59.4	9.870	unimodal sharp
2897.0	13.2	0.484	13.2	0.402	0.511	unimodal broad
2915.0	8.7	0.408	8.3	0.949	1.149	unimodal sharp
2931.0	14.9	25.0	14.6	31.1	6.110	unimodal sharp
2935.0	7.1	0.063	6.9	0.056	0.278	unimodal broad
2953.0	16.6	397.	16.4	259.0	16.200	unimodal broad
2954.0	19.6	2670.	17.8	537.0	23.900	unimodal sharp
2987.0	9.7	0.239	9.7	0.46	0.742	unimodal sharp (tail)
2996.0	0.9	0.0020	0.6	-	0.019	unimodal sharp

aperture diameter in microns

Flowers A-1 Well

Mercury Injection Capillary Pressure (Pore Volume)

