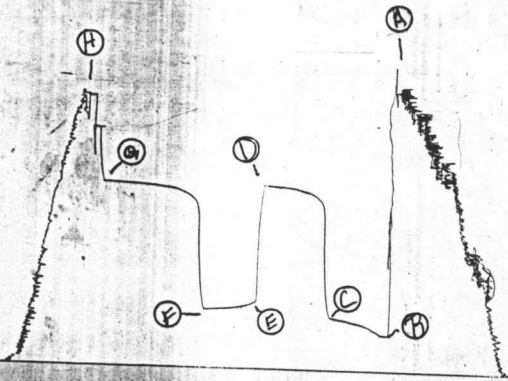


13362 D.S. #1



TK+ 2889

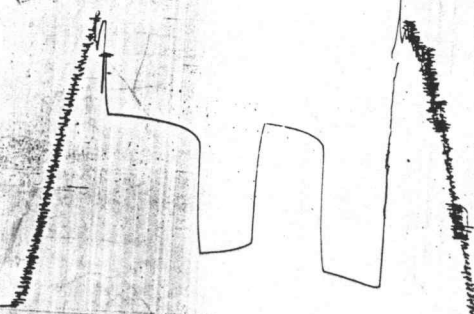
= I




13538 D8T#1

TKT 12889

0



# FORMATION TEST REPORT



Home Office:

Wichita, Kansas 67201

P.O. Box 1599

Phone (316) 262-5861

WESTERN TESTING CO. INC.  
SUBSURFACE PRESSURE SURVEY

DATE : 3-6-88 TICKET : 12889  
CUSTOMER : DAVID W. CLOTHIER LEASE : BROWN  
WELL : #1-26 TEST: 1 GEOLOGIST : D. CLOTHIER?  
ELEVATION : 1448 KB FORMATION : DOUGLAS SD  
SECTION : 26 TOWNSHIP : 32S  
RANGE : 9W COUNTY : HARPER STATE : KANSAS  
GAUGE SN# : 13362 RANGE : 4450 CLOCK : 12

INTERVAL FROM : 3415 TO : 3444 TOTAL DEPTH : 3444  
DEPTH OF SELECTIVE ZONE :  
PACKER DEPTH : 3410 SIZE : 6.63  
PACKER DEPTH : 3415 SIZE : 6.63  
PACKER DEPTH : SIZE :  
PACKER DEPTH : SIZE :

DRILLING CON. : DUKE DRILLING RIG 2  
MUD TYPE : CHEMICAL VISCOSITY : 47  
WEIGHT : 9.0 WATER LOSS (CC) : 11.6  
CHLORIDES (PPM) : 2000  
JARS-MAKE : WTC SERIAL NUMBER : 408  
DID WELL FLOW ? : NO REVERSED OUT ? : NO

DRILL COLLAR LENGTH : 0 FT I.D. inch : 0.00  
WEIGHT PIPE LENGTH : 0 FT I.D. inch : 0.00  
DRILL PIPE LENGTH : 3387 FT I.D. inch : 3.80  
TEST TOOL LENGTH : 28 FT TOOL SIZE : 5.50  
ANCHOR LENGTH : 29 FT ANCHOR SIZE : 5.50  
SURFACE CHOKE SIZE : .75 IN BOTTOM CHOKE SIZE : .75  
MAIN HOLE SIZE : 7.875 IN TOOL JOINT SIZE : 4.5 XH

BLOW COMMENT #1 : STRONG BLOW-GAS TO SURFACE IN 2 MINUTES.  
BLOW COMMENT #2 : SEE ATTACHED FLOW CHART.  
BLOW COMMENT #3 :  
BLOW COMMENT #4 :

WESTERN TESTING CO. INC.  
WICHITA-KANSAS

Pressure Transient Report  
-----

COMPANY : DAVID W. CLOTHIER  
RIG : HARPER-KANSAS  
FIELD : BROWN  
WELL : #1-26  
DATE : 3-6-88  
GAUGE NO : 13362

OPERATIONAL COMMENTS

TIGHT HOLE !!  
SLID 10 FEET TO BOTTOM.

COMPANY : DAVID W. CLOTHIER

WELL : #1-26

GAUGE # : 13362

DATE : 6/ 3/88

FIELD : BROWN

JOB # : 12889

DEPTH : 3444

TEST : TIGHT HOLE !!

DATA No.	REAL TIME HR:MN:SS	ELAPSE TIME DELTA HOURS	PRESSURE PSIG	TEMP DEG F	DELTA P Pi-P(i-1)
1	4:20: 0	0.000	218.000	106.00	0.000
2	4:24:59	0.083	218.000	106.00	0.000
3	4:30: 0	0.167	236.000	106.00	18.000
4	4:35: 0	0.250	258.000	106.00	22.000
5	4:39:59	0.333	274.000	106.00	16.000
6	4:45: 0	0.417	287.000	106.00	13.000
7	4:50: 0	0.500	296.000	106.00	9.000
8	4:54:59	0.583	301.000	106.00	5.000
9	5: 0: 0	0.667	307.000	106.00	6.000
10	5: 5: 0	0.750	313.000	106.00	6.000
11	5: 8: 0	0.800	400.000	106.00	87.000
12	5:11: 0	0.850	879.000	106.00	479.000
13	5:14: 0	0.900	985.000	106.00	106.000
14	5:17: 0	0.950	1004.000	106.00	19.000
15	5:20: 0	1.000	1023.000	106.00	19.000
16	5:23: 0	1.050	1032.000	106.00	9.000
17	5:26: 0	1.100	1038.000	106.00	6.000
18	5:29: 0	1.150	1044.000	106.00	6.000
19	5:32: 0	1.200	1052.000	106.00	8.000
20	5:35: 0	1.250	1055.000	106.00	3.000
21	5:38: 0	1.300	1058.000	106.00	3.000
22	5:41: 0	1.350	1061.000	106.00	3.000
23	5:44: 0	1.400	1063.000	106.00	2.000
24	5:47: 0	1.450	1065.000	106.00	2.000
25	5:50: 0	1.500	1065.000	106.00	0.000
26	5:53: 0	1.550	1065.000	106.00	0.000
27	5:56: 0	1.600	1065.000	106.00	0.000
28	5:57: 0	1.617	401.000	106.00	-664.000
29	6: 0:59	1.683	383.000	106.00	-18.000
30	6: 6: 0	1.767	373.000	106.00	-10.000
31	6:11: 0	1.850	365.000	106.00	-8.000
32	6:15:59	1.933	359.000	106.00	-6.000
33	6:21: 0	2.017	355.000	106.00	-4.000
34	6:26: 0	2.100	352.000	106.00	-3.000
35	6:30:59	2.183	349.000	106.00	-3.000
36	6:36: 0	2.267	349.000	106.00	0.000
37	6:39: 0	2.317	517.000	106.00	168.000
38	6:42: 0	2.367	934.000	106.00	417.000
39	6:45: 0	2.417	980.000	106.00	46.000
40	6:48: 0	2.467	1000.000	106.00	20.000
41	6:51: 0	2.517	1015.000	106.00	15.000
42	6:54: 0	2.567	1024.000	106.00	9.000
43	6:57: 0	2.617	1034.000	106.00	10.000
44	7: 0: 0	2.667	1040.000	106.00	6.000
45	7: 3: 0	2.717	1045.000	106.00	5.000
46	7: 6: 0	2.767	1049.000	106.00	4.000
47	7: 9: 0	2.817	1051.000	106.00	2.000
48	7:12: 0	2.867	1053.000	106.00	2.000
49	7:15: 0	2.917	1055.000	106.00	2.000
50	7:18: 0	2.967	1057.000	106.00	2.000
51	7:21: 0	3.017	1059.000	106.00	2.000
52	7:24: 0	3.067	1061.000	106.00	2.000

COMPANY : DAVID W. CLOTHIER  
WELL : #1-26  
GAUGE # : 13362  
DATE : 6/ 3/88

FIELD : BROWN  
JOB # : 12889  
DEPTH : 3444  
TEST : TIGHT HOLE !!

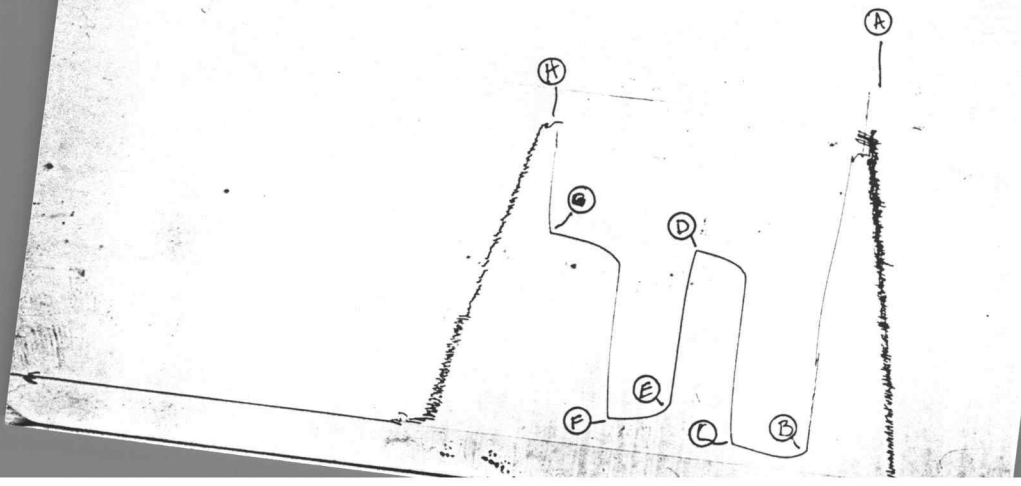
DATA No.	REAL TIME HR:MN:SS	ELAPSE TIME DELTA HOURS	PRESSURE PSIG	TEMP DEG F	DELTA P Pi-P(i-1)
53	7:27: 0	3.117	1063.000	106.00	2.000
54	7:30: 0	3.167	1064.000	106.00	1.000
55	7:33: 0	3.217	1065.000	106.00	1.000
56	7:36: 0	3.267	1066.000	106.00	1.000
57	7:39: 0	3.317	1067.000	106.00	1.000
58	7:42: 0	3.367	1068.000	106.00	1.000
59	7:45: 0	3.417	1069.000	106.00	1.000
60	7:48: 0	3.467	1070.000	106.00	1.000
61	7:51: 0	3.517	1071.000	106.00	1.000

WESTERN TESTING CO. INC.

13520 DST#2

X

TK+12890



13362 Dst 42


IK+ 12890

I



*[Faint, illegible handwritten text, possibly bleed-through from the reverse side of the page.]*

# FORMATION TEST REPORT



Home Office:

Wichita, Kansas 67201

P.O. Box 1599

Phone (316) 262-5861

COMPANY DAVID W CLOTHIER LEASE & WELL NO. BROWN #1-26 SEC. 26 TWP. 32S RGE. 9W TEST NO. 2 DATE 3/7/88

WESTERN TESTING CO. INC.  
SUBSURFACE PRESSURE SURVEY

DATE : 3-7-88  
CUSTOMER : DAVID W. CLOTHIER  
WELL : #1-26 TEST: 2  
ELEVATION : 1448 KB  
SECTION : 26  
RANGE : 9W COUNTY : HARPER  
GAUGE SN# : 13520 RANGE : 4200  
TICKET : 12890  
LEASE : BROWN  
GEOLOGIST : D. CLOTHIER  
FORMATION : STALNECKER  
TOWNSHIP : 32S  
STATE : KANSAS  
CLOCK : 12

INTERVAL FROM : 3692 TO : 3701 TOTAL DEPTH : 3701  
DEPTH OF SELECTIVE ZONE :  
PACKER DEPTH : 3687 SIZE : 6.63  
PACKER DEPTH : 3692 SIZE : 6.63  
PACKER DEPTH : SIZE :  
PACKER DEPTH : SIZE :

DRILLING CON. : DUKE RIG 2  
MUD TYPE : CHEMICAL VISCOSITY : 42  
WEIGHT : 8.9 WATER LOSS (CC) : 9.2  
CHLORIDES (PPM) : 6000  
JARS-MAKE : WTC SERIAL NUMBER : 421  
DID WELL FLOW ? : NO REVERSED OUT ? : NO

DRILL COLLAR LENGTH : 0 FT I.D. inch : 0.00  
WEIGHT PIPE LENGTH : 0 FT I.D. inch : 0.00  
DRILL PIPE LENGTH : 3664 FT I.D. inch : 3.80  
TEST TOOL LENGTH : 28 FT TOOL SIZE : 5.50  
ANCHOR LENGTH : 9 FT ANCHOR SIZE : 5.50  
SURFACE CHOKE SIZE : .75 IN BOTTOM CHOKE SIZE : .75  
MAIN HOLE SIZE : 7.875 IN TOOL JOINT SIZE : 4.5 XH

BLOW COMMENT #1 : STRONG BLOW ON THE INITIAL FLOW-GAS TO SURFACE  
BLOW COMMENT #2 : IN 10 MINUTES. SEE ATTACHED FLOW CHARRT.  
BLOW COMMENT #3 :  
BLOW COMMENT #4 :

RECOVERED : 50 FT OF: GAS CUT MUD

Total Barrels Fluid = 0.70  
Total Fluid Prod Rate = 10.10 BFPD  
Indicated Wtr Rate = 1.01 BWPD

REMARK 1 : TIGHT HOLE !!

REMARK 2 :

REMARK 3 :

REMARK 4 :

SET PACKER(S) : 2:10 AM

TIME STARTED OFF BOTTOM : 5:40 AM

WELL TEMPERATURE : 102

INITIAL HYDROSTATIC PRESSURE

(A) 1780

INITIAL FLOW PERIOD MIN: 55

(B) 75 PSI TO (C) : 113

INITIAL CLOSED IN PERIOD MIN: 45

(D) 1151

FINAL FLOW PERIOD MIN: 45

(E) 286 PSI TO (F) : 173

FINAL CLOSED IN PERIOD MIN: 60

(G) 1146

FINAL HYDROSTATIC PRESSURE

(H) 1750

GAS FLOW REPORT

Date : 3-7-88	Ticket # : 12890
Customer : DAVID W. CLOTHIER	Lease : VROWN
Well : #1-26      Test : 2	Geologist : D. CLOTHIER
Elevation (KB) : 1448      Formation : STALNECKER	
Section : 26      Township : 32S	
Range : 9W      County : HARPER	State : KANSAS
Gauge SN # : 13520      Range : 4200	Clock : 12

TIME GAUGE (MIN)	TESTER TYPE	ORFICE SIZE	PRESSURE (PSI)	FLOW DESCRIPTION
			PRE FLOW =====	
10	MERLA	1/2"		GAS TO SURFACE
20			24	200000 CFPD
30			30	231000 CFPD
40			38	275000 CFPD
50			46	315000 CFPD
60			56	367000 CFPD

			SECOND FLOW =====	
10	MERLA	3/4"	30	522000 CFPD
20			34	569000 CFPD
30			34	569000 CFPD
40			34	569000 CFPD
45			34	569000 CFPD

Gas Bottle SN # : 838 P  
 Date Bottle Filled : 3-7-88  
 Date to be Invoiced :

WESTERN TESTING CO. INC.  
WICHITA-KANSAS

Pressure Transient Report  
-----

COMPANY : DAVID W. CLOTHIER  
RIG : HARPER-KANSAS  
FIELD : BROWN  
WELL : #1-26  
DATE : 3-7-88  
GAUGE NO : 13520

OPERATIONAL COMMENTS

TIGHT HOLE !!

COMPANY : DAVID W. CLOTHIER  
 WELL : #1-26  
 GAUGE # : 13520  
 DATE : 7/ 3/88

FIELD : BROWN  
 JOB # : 12890  
 DEPTH : 3701  
 TEST : TIGHT HOLE !!

DATA No.	REAL TIME HR:MN:SS	ELAPSE TIME DELTA HOURS	PRESSURE PSIG	TEMP DEG F	DELTA P Pi-P(i-1)
1	2:10: 0	0.000	75.000	102.00	0.000
2	2:14:59	0.083	75.000	102.00	0.000
3	2:20: 0	0.167	75.000	102.00	0.000
4	2:25: 0	0.250	75.000	102.00	0.000
5	2:29:59	0.333	75.000	102.00	0.000
6	2:35: 0	0.417	77.000	102.00	2.000
7	2:40: 0	0.500	82.000	102.00	5.000
8	2:44:59	0.583	87.000	102.00	5.000
9	2:50: 0	0.667	94.000	102.00	7.000
10	2:55: 0	0.750	100.000	102.00	6.000
11	2:59:59	0.833	107.000	102.00	7.000
12	3: 5: 0	0.917	113.000	102.00	6.000
13	3: 8: 0	0.967	206.000	102.00	93.000
14	3:11: 0	1.017	571.000	102.00	365.000
15	3:14: 0	1.067	1051.000	102.00	480.000
16	3:17: 0	1.117	1079.000	102.00	28.000
17	3:20: 0	1.167	1094.000	102.00	15.000
18	3:23: 0	1.217	1106.000	102.00	12.000
19	3:26: 0	1.267	1113.000	102.00	7.000
20	3:29: 0	1.317	1120.000	102.00	7.000
21	3:32: 0	1.367	1127.000	102.00	7.000
22	3:35: 0	1.417	1131.000	102.00	4.000
23	3:38: 0	1.467	1135.000	102.00	4.000
24	3:41: 0	1.517	1139.000	102.00	4.000
25	3:44: 0	1.567	1142.000	102.00	3.000
26	3:47: 0	1.617	1145.000	102.00	3.000
27	3:50: 0	1.667	1151.000	102.00	6.000
28	3:51: 0	1.683	286.000	102.00	-865.000
29	3:55: 0	1.750	241.000	102.00	-45.000
30	4: 0: 0	1.833	222.000	102.00	-19.000
31	4: 5: 0	1.917	204.000	102.00	-18.000
32	4:10: 0	2.000	195.000	102.00	-9.000
33	4:15: 0	2.083	187.000	102.00	-8.000
34	4:20: 0	2.167	180.000	102.00	-7.000
35	4:25: 0	2.250	176.000	102.00	-4.000
36	4:30: 0	2.333	173.000	102.00	-3.000
37	4:35: 0	2.417	173.000	102.00	0.000
38	4:38: 0	2.467	274.000	102.00	101.000
39	4:41: 0	2.517	583.000	102.00	309.000
40	4:44: 0	2.567	1030.000	102.00	447.000
41	4:47: 0	2.617	1053.000	102.00	23.000
42	4:50: 0	2.667	1072.000	102.00	19.000
43	4:53: 0	2.717	1085.000	102.00	13.000
44	4:56: 0	2.767	1096.000	102.00	11.000
45	4:59: 0	2.817	1105.000	102.00	9.000
46	5: 2: 0	2.867	1111.000	102.00	6.000
47	5: 5: 0	2.917	1118.000	102.00	7.000
48	5: 8: 0	2.967	1123.000	102.00	5.000
49	5:11: 0	3.017	1126.000	102.00	3.000
50	5:14: 0	3.067	1130.000	102.00	4.000
51	5:17: 0	3.117	1133.000	102.00	3.000
52	5:20: 0	3.167	1136.000	102.00	3.000

COMPANY : DAVID W. CLOTHIER  
WELL : #1-26  
GAUGE # : 13520  
DATE : 7/ 3/88

FIELD : BROWN  
JOB # : 12890  
DEPTH : 3701  
TEST : TIGHT HOLE !!

DATA No.	REAL TIME HR:MN:SS	ELAPSE TIME DELTA HOURS	PRESSURE PSIG	TEMP DEG F	DELTA P Pi-P(i-1)
53	5:23: 0	3.217	1139.000	102.00	3.000
54	5:26: 0	3.267	1141.000	102.00	2.000
55	5:29: 0	3.317	1145.000	102.00	4.000
56	5:32: 0	3.367	1146.000	102.00	1.000
57	5:35: 0	3.417	1146.000	102.00	0.000

WESTERN TESTING CO. INC.