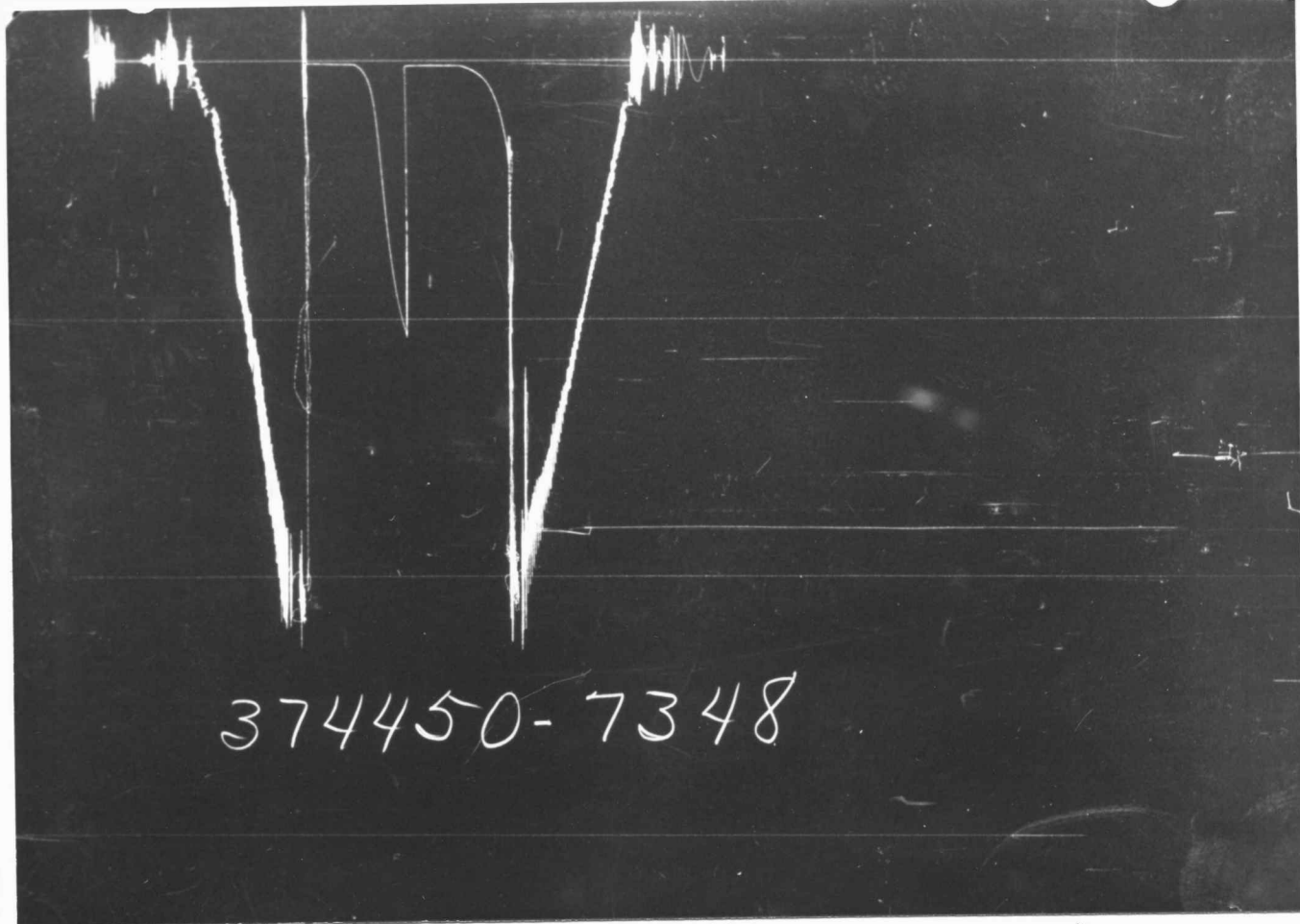


FLUID SAMPLE DATA				Date	5-14-78	Ticket Number	374450
Sampler Pressure _____ P.S.I.G. at Surface				Kind of Job	OPEN HOLE	Halliburton District	PRATT
Recovery: Cu. Ft. Gas _____				Tester	MR. THOMPSON	Witness	MR. PARKHURS
cc. Oil _____				Drilling Contractor			
cc. Water _____				DAMAC DRILLING COMPANY			
cc. Mud _____				BC			
Tot. Liquid cc. _____				EQUIPMENT & HOLE DATA			
Gravity _____ ° API @ _____ °F.				Formation Tested	Tawa Knoxey ??		
Gas/Oil Ratio _____ cu. ft./bbl.				Elevation	_____ Ft.		
RESISTIVITY				Net Productive Interval	10' _____ Ft.		
CHLORIDE CONTENT				All Depths Measured From	Kelly Bushing		
Recovery Water @ _____ °F. _____ ppm				Total Depth	3898' _____ Ft.		
Recovery Mud @ _____ °F. _____ ppm				Main Hole/Casing Size	7 7/8"		
Recovery Mud Filtrate @ _____ °F. _____ ppm				Drill Collar Length	390'	I.D.	2.25"
Mud Pit Sample @ _____ °F. _____ ppm				Drill Pipe Length	3423'	I.D.	3.826"
Mud Pit Sample Filtrate @ _____ °F. _____ ppm				Packer Depth(s)	3843' - 3849' _____ Ft.		
Mud Weight 9.5 vis 38 sec				Depth Tester Valve	3829' _____ Ft.		
TYPE		AMOUNT		Depth Back	Surface	Bottom	
Cushion				Ft. Pres. Valve	Choke	1" Choke 3/4"	
Recovered		15 Feet of Drilling mud					
Recovered		Feet of					
Recovered		Feet of					
Recovered		Feet of					
Recovered		Feet of					
Remarks		SEE PRODUCTION TEST DATA SHEET.					
TEMPERATURE		Gauge No. 7348		Gauge No. 7347		Gauge No.	
Depth:		3839' Ft.		3894' Ft.		Depth: _____ Ft.	
		12 Hour Clock		12 Hour Clock		Hour Clock	
Est. 110 °F.		Blanked Off NO		Blanked Off YES		Blanked Off	
Actual °F.		Pressures		Pressures		Pressures	
		Field Office		Field Office		Field Office	
Initial Hydrostatic		1975		1993 2014			
		11		39 50			
		15		39 51			
		1057		1104 1088			
		19		39 55			
		19		39 55			
		368		409 402			
		1970		1974 2009			

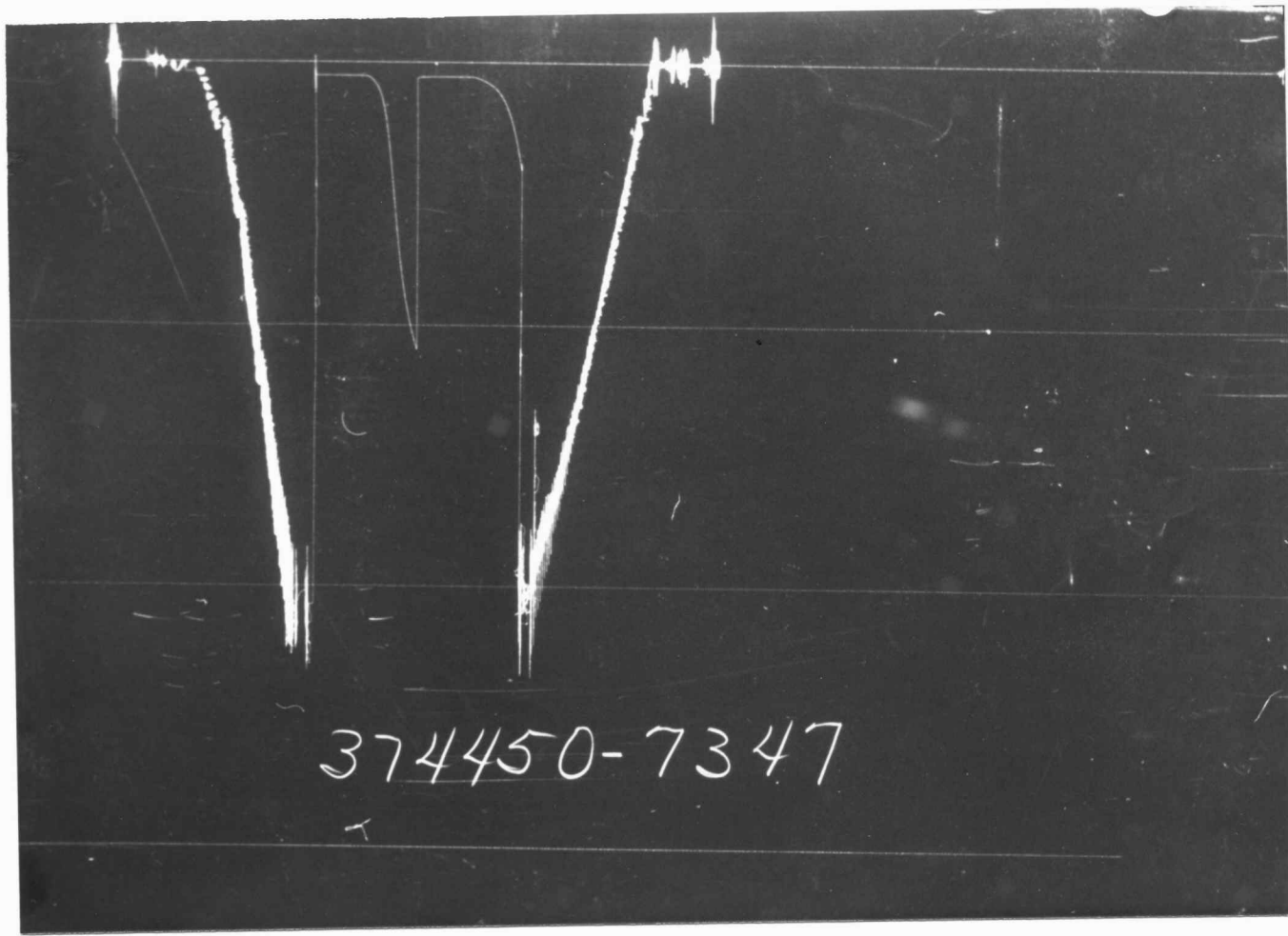
Legal Location Sec. - Twp. - Rng. L. 33 - 12
 Lease Name ALEXANDER
 Well No. A-2
 Test No. 2
 Tested Interval 3849' - 3898'
 County BARBER
 State KANSAS
 Lessee Owner/Company Name GETTY OIL COMPANY
 2-335-12w

	O. D.	I. D.	LENGTH	DEPTH
Drill Pipe or Tubing			1'	
Reversing Sub				
Water Cushion Valve				
Drill Pipe	4 1/2"	3.826"	3423'	
Drill Collars	6"	2.25"	390'	
Handling Sub & Choke Assembly	5 3/4"	2 1/4"	-	
Dual CIP Valve	5"	.87"	6'	3822'
Dual CIP Sampler				
Hydro-Spring Tester	5"	.75"	5'	3829'
Multiple CIP Sampler				
Extension Joint				
AP Running Case	5"	3.05"	4'	3839'
Hydraulic Jar	5"	1.5"	5'	
VR Safety Joint	5"	1"	3'	
Pressure Equalizing Crossover				
Packer Assembly	6 3/4"	1.53"	6'	3843'
Distributor				
Packer Assembly	6 3/4"	1.53"	6'	3849'
Flush Joint Anchor	5"	2.37"	43'	
Pressure Equalizing Tube				
Blanked-Off B.T. Running Case	5"	2.44"	4'	3894'
Drill Collars				
Anchor Pipe Safety Joint				
Packer Assembly				
Distributor				
Packer Assembly				
Anchor Pipe Safety Joint				
Side Wall Anchor				
Drill Collars				
Flush Joint Anchor				
Blanked-Off B.T. Running Case				
Total Depth				3898'

5



374450-7348



374450-7347

Each Horizontal Line Equal to 1000 p.s.i.

FLUID SAMPLE DATA			Date	5-15-78	Ticket Number	374087
Sampler Pressure _____ P.S.I.G. at Surface			Kind of Job	STRADDLE OPEN HOLE TEST	Halliburton District	PRATT
Recovery: Cu. Ft. Gas _____ cc. Oil _____ cc. Water _____ cc. Mud _____ Tot. Liquid cc. _____			Tester	G. GEORGE	Witness	
Gravity _____ ° API @ _____ ° F.			Drilling Contractor	DAMAC #1	PW	
Gas/Oil Ratio _____ cu. ft./bbl.			EQUIPMENT & HOLE DATA			
RESISTIVITY _____ CHLORIDE CONTENT _____			Formation Tested	Douglas		
Recovery Water _____ @ _____ ° F. _____ ppm			Elevation	1615' K.B. _____ Ft.		
Recovery Mud _____ @ _____ ° F. _____ ppm			Net Productive Interval	20' _____ Ft.		
Recovery Mud Filtrate _____ @ _____ ° F. _____ ppm			All Depths Measured From	Kelly Bushing		
Mud Pit Sample _____ @ _____ ° F. _____ ppm			Total Depth	3940' _____ Ft.		
Mud Pit Sample Filtrate _____ @ _____ ° F. _____ ppm			Main Hole/Casing Size	7 7/8"		
Mud Weight 9.5 vis 38 sec			Drill Collar Length	341.11' I.D. 2.25"		
			Drill Pipe Length	3393.49' I.D. 3.826"		
			Packer Depth(s)	3764' - 3770' - 3847' _____ Ft.		
			Depth Tester Valve	3747' _____ Ft.		

TYPE	AMOUNT	Depth Back Ft.	Surface Choke	Bottom Choke
Cushion			1.00"	.75"

Recovered	77 Feet of	slight gas and water cut mud.
Recovered	124 Feet of	slight gas and heavy water cut mud.
Recovered	900 Feet of	gas in pipe.
Recovered	Feet of	
Recovered	Feet of	
Remarks	SEE PRODUCTION TEST DATA SHEET.....	

* = Time given and recorded does not agree.

TEMPERATURE	Gauge No. 5605		Gauge No. 1717		Gauge No. 5604		TIME
	Depth:	3751.60 Ft.	Depth:	3843.82 Ft.	Depth:	3936 Ft.	
Calc.	12	Hour Clock	12	Hour Clock	12	Hour Clock	Tool A.M.
Est. 110 °F.	Blanked Off	NO	Blanked Off	YES	Blanked Off	YES	Opened P.M.
Actual °F.	Pressures		Pressures		Pressures		Opened A.M.
	Field	Office	Field	Office	Field	Office	Bypass P.M.
Initial Hydrostatic		1943	2047	2003		2046	Reported Minutes
First Period Flow	Initial	26	76	85			Computed Minutes
	Final	56	102	103	HYDROSTATIC	30	30
	Closed in	667	728	718	RELEASE:	60	61
Second Period Flow	Initial	67	102	121			
	Final	132	178	173			120
	Closed in	700	728	737			120
Third Period Flow	Initial						
	Final						
Final Hydrostatic		UTR	2012	1969		2024	
	UTR = Unable to read.						

Legal Location Sec. - 1 Wp. - Rng. 7 - 33 S - 12 W
 Lease Name ALEXANDER
 Well No. A-2
 Test No. 3
 Field Area WILDCAT
 Mea. From Tester Valve
 Tested Interval 3770' - 3847'
 County BARBER
 State KANSAS
 Lease Owner/Company Name GETTY OIL COMPANY
 7-53-12W

GETTY OIL COMPANY
Lease Owner/Company Name

374087
Ticket Number

B.T. 5605

B.T. 1717

B.T. _____

Depth 3752'

Depth 3844'

Depth _____

Clock # 17485 - 12 Hour Clock # 2486 - 12 Hour

	Time Defl. .000"	Log $\frac{t+\theta}{\theta}$	PSIG Temp. Corr.	Time Defl. .000"	Log $\frac{t+\theta}{\theta}$	PSIG Temp. Corr.	Time Defl. .000"	Log $\frac{t+\theta}{\theta}$	PSIG Temp. Corr.
	FIRST FLOW PERIOD			FIRST FLOW PERIOD					
P-0	.000		26	.000		85			
1	.0342		31	.0330		80			
2	.0683		38	.0660		85			
3	.1025		43	.0990		90			
4	.1367		48	.1320		95			
5	.1709		52	.1650		99			
6	.2050		56	.1980		103			
	5 minute intervals			5 minute intervals					
	INITIAL CIP PERIOD			INITIAL CIP PERIOD					
P-0	.000		56	.000		103			
1	.0333		171*	.0330		212 *			
2	.0599		253	.0595		294			
3	.0865		322	.0859		366			
4	.1131		383	.1123		424			
5	.1398		430	.1388		471			
6	.1664		471	.1652		511			
7	.1930		506	.1916		548			
8	.2196		533	.2180		579			
9	.2462		558	.2445		607			
10	.2729		582	.2709		631			
11	.2995		602	.2973		653			
12	.3261		621	.3238		671			
13	.3527		639	.3502		688			
14	.3793		654	.3766		703			
15	.4060		667	.4030		718			
	4 minute intervals			4 minute intervals					
	* = 5 minute interval			* = 5 minute interval					
	SECOND FLOW PERIOD			SECOND FLOW PERIOD					
P-0	.000		67	.000		121			
1	.0791		78	.0795		124			
2	.1582		86	.1590		132			
3	.2373		93	.2385		139			
4	.3164		101	.3180		146			
5	.3955		107	.3975		152			
6	.4746		115	.4770		159			
7	.5537		124	.5565		167			
8	.6328		126	.6360		169			
9	.7119		128	.7155		171			
10	.7910		132	.7950		173			
	12 minute intervals			12 minute intervals					

REMARKS: _____

SPECIAL PRESSURE DATA

5

GETTY OIL COMPANY

374087

Lease Owner/Company Name

Ticket Number

B.T. 5605

B.T. 1717

B.T. _____

Depth 3752'

Depth 3844'

Depth _____



	Time Defl. .000"	Log $\frac{t+\theta}{\theta}$	PSIG Temp. Corr.	Time Defl. .000"	Log $\frac{t+\theta}{\theta}$	PSIG Temp. Corr.	Time Defl. .000"	Log $\frac{t+\theta}{\theta}$	PSIG Temp. Corr.
	FINAL CIP PERIOD			FINAL CIP PERIOD					
P-0	.000		132	.000		173			
1	.0067		168	.0066		202			
2	.0133		200	.0133		236			
3	.0200		226	.0199		266			
4	.0267		255	.0266		293			
5	.0334		284	.0332		324			
6	.0400		309	.0398		348			
7	.0467		333	.0465		372			
8	.0534		356	.0531		398			
9	.0600		378	.0598		419			
10	.0667		398	.0664		439			
	1 minute intervals			1 minute intervals					
11	.0800		434	.0797		476			
12	.0934		465	.0929		507			
13	.1067		491	.1062		534			
14	.1200		515	.1195		557			
15	.1333		537	.1328		575			
16	.1467		556	.1460		593			
17	.1600		571	.1593		608			
18	.1733		584	.1726		620			
19	.1867		596	.1858		633			
20	.2000		606	.1991		643			
	2 minute intervals			2 minute intervals					
21	.2333		625	.2323		661			
22	.2667		636	.2655		672			
23	.3000		644	.2986		679			
24	.3333		649	.3318		684			
25	.3667		652	.3650		688			
26	.4000		655	.3982		691			
	5 minute intervals			5 minute intervals					
27	.4667		662	.4645		697			
28	.5333		668	.5309		705			
29	.6000		676	.5973		711			
30	.6666		683	.6636		720			
31	.7333		689	.7300		725			
32	.8000		696	.7963		732			
	10 minute intervals			10 minute intervals					
33	.8600		700	.8560		737			
	9 minute interval			9 minute interval					

REMARKS: _____

SPECIAL PRESSURE DATA

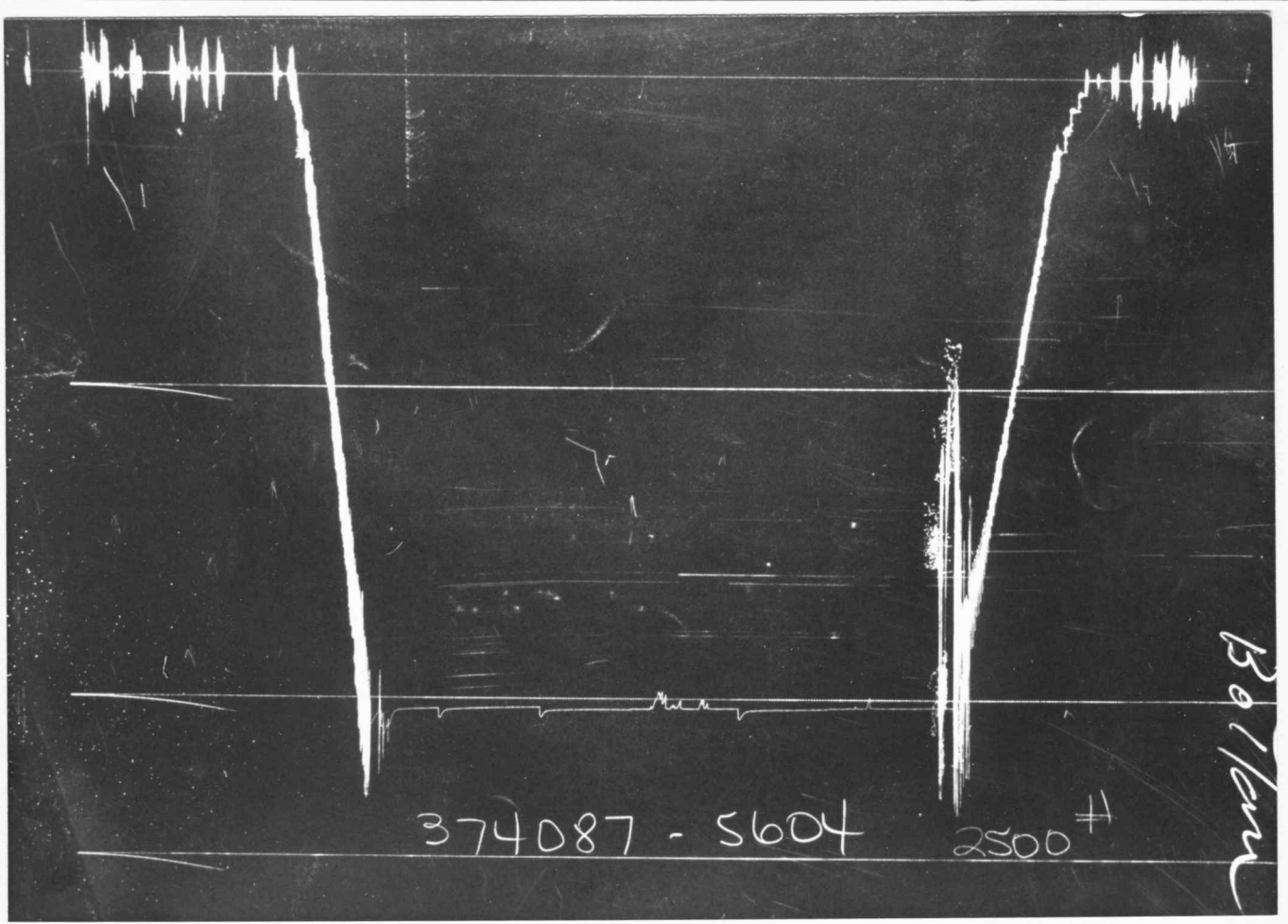
5

	O. D.	I. D.	LENGTH	DEPTH
Drill Pipe or Tubing				
Reversing Sub	6.00"	2.00"	1'	
Water Cushion Valve				
Drill Pipe	4.50"	3.826"	3393.49'	
Drill Collars	6.00"	2.25"	341.11'	
Handling Sub & Choke Assembly C/O Sub	6.00"	2.00"	1'	
Dual CIP Valve	5.75"	.87"	6'	3742.60'
Dual CIP Sampler				
Hydro-Spring Tester	5.00"	.75"	5'	3747.60'
Multiple CIP Sampler				
Extension Joint				
AP Running Case	5"	3.06"	4'	3751.60'
Hydraulic Jar	5.00"	1.50"	5'	
VR Safety Joint	5.00"	1.00"	3'	
Pressure Equalizing Crossover	5.00"	.75"	1'	
Packer Assembly	6.75"	1.53"	6'	3764.60'
Distributor				
Packer Assembly	6.75"	1.53"	6'	3770.60'
Flush Joint Anchor	5.00"	2.37"	35'	
Pressure Equalizing Tube Sub	5.00"	.75"	1'	
C/O Sub	6.00"	2.00"	2'	
Blanked-Off B.T. Running Case	5.00"	.75"	1'	
Drill Collars	6.00"	2.25"	31.22'	
Anchor Pipe Safety Joint C/O	6.00"	2.00"	1'	
Packer Assembly Double Box	5.00"	5.00"	1'	
Distributor AP Case	5.00"	3.06"	4'	3843.82'
Packer Assembly C/O	6.75" 6.00"	1.53" 2.00"	6' 1'	3847.82'
Anchor Pipe Safety Joint				
Side Wall Anchor				
Drill Collars C/O	6.00" 5.00"	2.25" 2.00"	61.18' 2'	
Flush Joint Anchor	5.00"	2.37"	22'	
Blanked-Off B.T. Running Case	5.00"	2.44"	4'	3936'
Total Depth				3940'



Each Horizontal Line Equal to 1000 p.s.i.

Each Horizontal Line Equal to 1000 p.s.i.



374087 - 5604

2500 #

Boiler