

DST REPORT

RELEASED

SEP 16 1998

GENERAL INFORMATION

15-175-21580

DATE : 3/3/97
 CUSTOMER : HARRIS OIL & GAS COMPANY
 WELL : #1-9 TEST: 1
 ELEVATION: 2783 KB
 SECTION : 9
 RANGE : 31W COUNTY: SEWARD
 GAUGE SN#: 10242 RANGE : 4100

15-175-21580
 FROM CONFIDENTIAL
 TICKET : 21721
 LEASE : MYERS/WILBANKS
 GEOLOGIST: WILKENS
 FORMATION: LANSING
 TOWNSHIP : 33S
 STATE : KS
 CLOCK : 12

KSC
 MAY 21

CONFIDENTIAL

WELL INFORMATION

PERFORATION INTERVAL FROM: 4659.00 ft TO: 4672.00 ft TVD: 4710.0 ft
 DEPTH OF SELECTIVE ZONE: TEST TYPE: GAS
 DEPTH OF RECORDERS: 4662.0 ft 4666.0 ft
 TEMPERATURE: 121.0

DRILL COLLAR LENGTH: 520.0 ft I.D.: 2.250 in
 WEIGHT PIPE LENGTH : 0.0 ft I.D.: 0.000 in
 DRILL PIPE LENGTH : 4111.0 ft I.D.: 3.800 in
 TEST TOOL LENGTH : 28.0 ft TOOL SIZE : 5.500 in
 ANCHOR LENGTH : 13.0 ft ANCHOR SIZE: 5.500 in
 SURFACE CHOKE SIZE : 0.750 in BOTTOM CHOKE SIZE: 0.750 in
 MAIN HOLE SIZE : 7.875 in TOOL JOINT SIZE : 4.5XH
 PACKER DEPTH: 4654.0 ft SIZE: 6.630 in
 PACKER DEPTH: 4659.0 ft SIZE: 6.630 in
 PACKER DEPTH: 4672.0 ft SIZE: 6.630 in
 PACKER DEPTH: 0.0 ft SIZE: 0.000 in

MUD INFORMATION

DRILLING CON. : ALLEN RIG 5
 MUD TYPE : CHEMICAL
 WEIGHT : 9.000 ppg
 CHLORIDES : 1500 ppm
 JARS-MAKE : WTC
 DID WELL FLOW?: NO

VISCOSITY : 48.00 cp
 WATER LOSS: 11.200 cc
 SERIAL NUMBER: 408
 REVERSED OUT?: NO

COMMENTS

Comment

INITIAL FLOW PERIOD STRONG BLOW IMMEDIATELY - GAS
 TO SURFACE IN 16 MINUTES. SEE FLOW CHART. FINAL
 FLOW PERIOD WEAK 1 INCH BLOW BUILT TO STRONG BLOW

DST REPORT (CONTINUED)

COMMENTS (CONTINUED)

Comment

OFF BOTTOM OF BUCKET IN 6 MINUTES. SEE FLOW CHART
 TAIL PIPE 29' OF 6.25"; 9' OF 5.5" TOTAL 38'
 CHLORIDES 92000 PPM

FLUID RECOVERY

Feet of Fluid	%	%	%	%	Comments
	Oil	Gas	Water	Mud	
80.0	0.0	4.0	11.0	85.0	SL GAS & WATER CUT MUD
685.0	0.0	0.0	100.0	0.0	GASSY SALTWATER
0.0	0.0	0.0	0.0	0.0	RW .070 @ 55 DEG F
0.0	0.0	0.0	0.0	0.0	CHLORIDES 151000 PPM

RATE INFORMATION

OIL VOLUME:	0.0000 STB	
GAS VOLUME:	0.2520 SCF	TOTAL FLOW TIME: 60.0000 min.
MUD VOLUME:	0.9538 STB	AVERAGE OIL RATE: 0.0000 STB/D
WATER VOLUME:	4.9949 STB	AVERAGE WATER RATE: 142.7679 STB/D
TOTAL FLUID :	5.9487 STB	

FIELD TIME & PRESSURE INFORMATION

INITIAL HYDROSTATIC PRESSURE: 2250.00

Description	Duration	p1	p End
INITIAL FLOW	30.00	135.00	268.00
INITIAL SHUT-IN	60.00		1465.00
FINAL FLOW	30.00	355.00	422.00
FINAL SHUT-IN	120.00		1474.00

FINAL HYDROSTATIC PRESSURE: 2237.00

DST REPORT (CONTINUED)

OFFICE TIME & PRESSURE INFORMATION

INITIAL HYDROSTATIC PRESSURE: 2263.00

<u>Description</u>	<u>Duration</u>	<u>p1</u>	<u>p End</u>
INITIAL FLOW	30.00	138.78	242.81
INITIAL SHUT-IN	60.00		1465.93
FINAL FLOW	30.00	370.16	426.00
FINAL SHUT-IN	120.00		1474.85

FINAL HYDROSTATIC PRESSURE: 2240.00

GAS FLOW REPORT

GENERAL INFORMATION

DATE : 3/3/97	TICKET : 21721
CUSTOMER : HARRIS OIL & GAS COMPANY	LEASE : MYERS/WILBANKS
WELL : #1-9	GEOLOGIST: WILKENS
ELEVATION: 2783 KB	FORMATION: LANSING
SECTION : 9	TOWNSHIP : 33S
RANGE : 31W	COUNTY: SEWARD
GAUGE SN#: 10242	STATE : KS
	RANGE : 4100
	CLOCK : 12

PRE FLOW

Time Guage (min)	Tester Type	Orifice Size	Pressure	Flow Desc.
20 MIN	MERLA	0.500	5" WATER	14100 SCF/D
30 MIN	MERLA	0.500	3" WATER	10900 SCF/D

SECOND FLOW

Time Guage (min)	Tester Type	Orifice Size	Pressure	Flow Desc.
10 MIN	MERLA	0.250	6" WATER	4120 SCF/D
20 MIN	MERLA	0.250	6" WATER	4120 SCF/D
30 MIN	MERLA	0.250	5" WATER	3710 SCF/D

Company: HARRIS OIL & GAS COMPANY
Well: MYERS/WILBANKS #1-9
Field: TKT 21721 DST 1

[Monday: Mar. 3, 1997]
Page 1

REC #	DAY	REAL TIME	DT (HRS)	BHP (PSIA)
START FLOW 1				
1	0	1:10: 3	0.0000	138.78
5	0	1:10:32	0.0080	139.76
10	0	1:11: 8	0.0180	139.77
15	0	1:11:44	0.0280	141.72
20	0	1:12:20	0.0379	142.71
25	0	1:12:56	0.0479	144.66
30	0	1:13:32	0.0579	145.64
35	0	1:14: 8	0.0679	148.56
40	0	1:14:44	0.0778	150.50
45	0	1:15:20	0.0878	152.45
50	0	1:15:55	0.0978	155.37
55	0	1:16:31	0.1078	157.32
60	0	1:17: 7	0.1177	159.27
65	0	1:17:43	0.1277	163.15
70	0	1:18:19	0.1377	166.06
75	0	1:18:55	0.1477	168.98
80	0	1:19:31	0.1576	171.89
85	0	1:20: 7	0.1676	174.81
90	0	1:20:43	0.1776	177.72
95	0	1:21:19	0.1875	180.64
100	0	1:21:54	0.1975	182.59
105	0	1:22:30	0.2075	185.50
110	0	1:23: 6	0.2175	187.45
115	0	1:23:42	0.2274	190.37
120	0	1:24:18	0.2374	193.28
125	0	1:24:54	0.2474	196.20
130	0	1:25:30	0.2573	199.11
135	0	1:26: 6	0.2673	202.03
140	0	1:26:42	0.2773	204.94
145	0	1:27:18	0.2872	207.86
150	0	1:27:53	0.2972	211.74
155	0	1:28:29	0.3072	214.66
160	0	1:29: 5	0.3171	217.57
165	0	1:29:41	0.3271	220.49
170	0	1:30:17	0.3371	224.37
175	0	1:30:53	0.3470	227.28
180	0	1:31:29	0.3570	231.16
185	0	1:32: 5	0.3670	235.04
190	0	1:32:40	0.3769	237.96
195	0	1:33:16	0.3869	242.81
END FLOW 1				
START SHUTIN 1				
199	0	1:33:45	0.3948	256.34
200	0	1:33:52	0.3968	260.21
205	0	1:34:27	0.4064	302.73
210	0	1:34:57	0.4150	497.87
216	0	1:35:30	0.4239	863.90
222	0	1:36: 5	0.4339	1107.69
227	0	1:36:38	0.4430	1208.81
232	0	1:37:13	0.4528	1240.26
237	0	1:37:48	0.4624	1282.76
242	0	1:38:23	0.4722	1306.57
247	0	1:38:59	0.4820	1323.57
252	0	1:39:34	0.4919	1337.18

WESTERN TESTING CO., INC.

Company: HARRIS OIL & GAS COMPANY
Well: MYERS/WILBANKS #1-9
Field: TKT 21721 DST 1

[Monday: Mar. 3, 1997]
Page 2

REC #	DAY	REAL TIME	DT (HRS)	BHP (PSIA)
257	0	1:40:10	0.5018	1348.24
262	0	1:40:46	0.5117	1357.60
267	0	1:41:21	0.5216	1365.27
272	0	1:41:57	0.5316	1372.93
277	0	1:42:33	0.5415	1377.19
282	0	1:43: 9	0.5515	1382.30
287	0	1:43:45	0.5614	1386.57
292	0	1:44:20	0.5714	1390.83
297	0	1:44:56	0.5813	1395.09
302	0	1:45:32	0.5913	1398.51
307	0	1:46: 8	0.6013	1402.77
312	0	1:46:44	0.6112	1405.34
317	0	1:47:20	0.6212	1407.90
322	0	1:47:56	0.6312	1410.46
327	0	1:48:32	0.6411	1412.18
332	0	1:49: 7	0.6511	1414.74
337	0	1:49:43	0.6611	1417.31
342	0	1:50:19	0.6711	1419.02
347	0	1:50:55	0.6810	1421.59
352	0	1:51:31	0.6910	1423.30
357	0	1:52: 7	0.7010	1425.02
362	0	1:52:43	0.7110	1426.73
367	0	1:53:19	0.7209	1428.44
372	0	1:53:55	0.7309	1430.16
377	0	1:54:31	0.7409	1431.87
382	0	1:55: 7	0.7509	1432.74
387	0	1:55:43	0.7609	1434.45
392	0	1:56:18	0.7708	1435.32
397	0	1:56:54	0.7808	1437.03
402	0	1:57:30	0.7908	1437.90
407	0	1:58: 6	0.8008	1438.76
412	0	1:58:42	0.8108	1439.63
417	0	1:59:18	0.8208	1440.49
422	0	1:59:54	0.8307	1442.21
427	0	2: 0:30	0.8407	1443.07
432	0	2: 1: 6	0.8507	1443.94
437	0	2: 1:42	0.8607	1444.80
442	0	2: 2:18	0.8707	1445.67
447	0	2: 2:54	0.8807	1446.53
452	0	2: 3:30	0.8906	1447.40
457	0	2: 4: 6	0.9006	1448.26
462	0	2: 4:42	0.9106	1449.98
467	0	2: 5:18	0.9206	1449.99
472	0	2: 5:54	0.9306	1450.86
477	0	2: 6:29	0.9406	1451.72
482	0	2: 7: 5	0.9506	1451.74
487	0	2: 7:41	0.9605	1452.60
492	0	2: 8:17	0.9705	1453.47
497	0	2: 8:53	0.9805	1454.33
502	0	2: 9:29	0.9905	1454.35
507	0	2:10: 5	1.0005	1455.21
512	0	2:10:41	1.0105	1455.23
517	0	2:11:17	1.0205	1456.09
522	0	2:11:53	1.0304	1456.96
527	0	2:12:29	1.0404	1456.97

WESTERN TESTING CO., INC.

Company: HARRIS OIL & GAS COMPANY
Well: MYERS/WILBANKS #1-9
Field: TKT 21721 DST 1

[Monday: Mar. 3, 1997]
Page 3

REC #	DAY	REAL TIME	DT (HRS)	BHP (PSIA)
532	0	2:13: 5	1.0504	1457.84
537	0	2:13:41	1.0604	1457.85
542	0	2:14:17	1.0704	1457.87
547	0	2:14:53	1.0804	1458.73
552	0	2:15:29	1.0904	1459.60
557	0	2:16: 5	1.1004	1459.61
562	0	2:16:41	1.1104	1459.63
567	0	2:17:17	1.1203	1460.49
572	0	2:17:53	1.1303	1460.51
577	0	2:18:29	1.1403	1461.37
582	0	2:19: 5	1.1503	1461.39
587	0	2:19:40	1.1603	1461.40
592	0	2:20:16	1.1703	1462.27
597	0	2:20:52	1.1803	1462.28
602	0	2:21:28	1.1903	1463.15
607	0	2:22: 4	1.2003	1463.16
612	0	2:22:40	1.2102	1463.18
617	0	2:23:16	1.2202	1464.04
622	0	2:23:52	1.2302	1464.06
627	0	2:24:28	1.2402	1464.07
632	0	2:25: 4	1.2502	1464.09
637	0	2:25:40	1.2602	1464.95
642	0	2:26:16	1.2702	1464.97
647	0	2:26:52	1.2802	1464.99
652	0	2:27:28	1.2902	1465.85
657	0	2:28: 4	1.3002	1465.87
662	0	2:28:40	1.3101	1465.88
667	0	2:29:16	1.3201	1465.90
672	0	2:29:52	1.3301	1465.91
677	0	2:30:28	1.3401	1465.93
		END SHUTIN 1		
		START FLOW 2		
679	0	2:34:43	1.4111	370.16
684	0	2:35:19	1.4211	370.18
689	0	2:35:55	1.4311	367.30
694	0	2:36:31	1.4411	366.35
699	0	2:37: 7	1.4511	364.44
704	0	2:37:43	1.4611	363.49
709	0	2:38:19	1.4711	362.54
714	0	2:38:55	1.4811	360.63
719	0	2:39:31	1.4911	360.64
724	0	2:40: 7	1.5011	360.66
729	0	2:40:43	1.5111	361.64
734	0	2:41:19	1.5211	362.63
739	0	2:41:55	1.5311	363.61
744	0	2:42:31	1.5410	365.56
749	0	2:43: 7	1.5510	366.54
754	0	2:43:43	1.5610	367.53
759	0	2:44:19	1.5710	368.51
764	0	2:44:55	1.5810	369.49
769	0	2:45:31	1.5910	371.44
774	0	2:46: 7	1.6009	373.39
779	0	2:46:43	1.6109	375.34
784	0	2:47:19	1.6209	377.29
789	0	2:47:55	1.6309	378.27

WESTERN TESTING CO., INC.

Company: HARRIS OIL & GAS COMPANY
Well: MYERS/WILBANKS #1-9
Field: TKT 21721 DST 1

[Monday: Mar. 3, 1997]
Page 4

REC #	DAY	REAL TIME	DT (HRS)	BHP (PSIA)
794	0	2:48:30	1.6408	381.19
799	0	2:49: 6	1.6508	383.14
804	0	2:49:42	1.6608	384.12
809	0	2:50:18	1.6708	386.07
814	0	2:50:54	1.6808	387.05
819	0	2:51:30	1.6907	389.00
824	0	2:52: 6	1.7007	390.95
829	0	2:52:42	1.7107	392.90
834	0	2:53:18	1.7207	394.85
839	0	2:53:54	1.7306	396.80
844	0	2:54:30	1.7406	398.75
849	0	2:55: 6	1.7506	400.70
854	0	2:55:41	1.7606	403.61
859	0	2:56:17	1.7705	405.56
864	0	2:56:53	1.7805	408.48
869	0	2:57:29	1.7905	410.43
874	0	2:58: 5	1.8005	412.38
879	0	2:58:41	1.8105	414.33
884	0	2:59:17	1.8204	417.24
889	0	2:59:53	1.8304	419.19
894	0	3: 0:29	1.8404	421.14
899	0	3: 1: 5	1.8503	424.05
904	0	3: 1:41	1.8603	426.00
		END FLOW 2		
		START SHUTIN 2		
909	0	3: 2:16	1.8702	438.58
914	0	3: 2:51	1.8799	481.10
919	0	3: 3:25	1.8892	563.97
925	0	3: 3:56	1.8979	963.76
930	0	3: 4:28	1.9068	1087.86
935	0	3: 5: 1	1.9160	1189.83
940	0	3: 5:35	1.9255	1239.12
945	0	3: 6:10	1.9353	1272.27
950	0	3: 6:45	1.9450	1301.17
955	0	3: 7:21	1.9549	1318.18
960	0	3: 7:56	1.9647	1332.64
965	0	3: 8:32	1.9746	1345.40
970	0	3: 9: 8	1.9845	1353.91
975	0	3: 9:43	1.9944	1362.42
980	0	3:10:19	2.0044	1369.24
985	0	3:10:55	2.0143	1375.20
990	0	3:11:31	2.0243	1379.46
995	0	3:12: 7	2.0342	1383.73
1000	0	3:12:43	2.0442	1387.99
1005	0	3:13:18	2.0541	1392.25
1010	0	3:13:54	2.0641	1396.52
1015	0	3:14:30	2.0741	1399.93
1020	0	3:15: 6	2.0840	1403.34
1025	0	3:15:42	2.0940	1405.91
1030	0	3:16:18	2.1040	1408.47
1035	0	3:16:54	2.1140	1410.19
1040	0	3:17:30	2.1239	1412.75
1045	0	3:18: 5	2.1339	1414.46
1050	0	3:18:41	2.1439	1416.18
1055	0	3:19:17	2.1538	1418.74

WESTERN TESTING CO., INC.

Company: HARRIS OIL & GAS COMPANY
Well: MYERS/WILBANKS #1-9
Field: TKT 21721 DST 1

[Monday: Mar. 3, 1997]
Page 5

REC #	DAY	REAL TIME	DT (HRS)	BHP (PSIA)
1060	0	3:19:53	2.1638	1420.46
1065	0	3:20:29	2.1738	1422.17
1070	0	3:21: 5	2.1838	1423.89
1075	0	3:21:41	2.1937	1425.60
1080	0	3:22:17	2.2037	1427.32
1085	0	3:22:53	2.2137	1428.18
1090	0	3:23:29	2.2237	1429.90
1095	0	3:24: 5	2.2337	1430.76
1100	0	3:24:41	2.2436	1432.47
1105	0	3:25:16	2.2536	1433.34
1110	0	3:25:52	2.2636	1435.05
1115	0	3:26:28	2.2736	1435.92
1120	0	3:27: 4	2.2836	1437.63
1125	0	3:27:40	2.2936	1438.50
1130	0	3:28:16	2.3035	1439.36
1135	0	3:28:52	2.3135	1440.23
1140	0	3:29:28	2.3235	1441.09
1145	0	3:30: 4	2.3335	1441.96
1150	0	3:30:40	2.3435	1442.82
1155	0	3:31:16	2.3535	1443.69
1160	0	3:31:52	2.3635	1443.70
1165	0	3:32:28	2.3734	1444.57
1170	0	3:33: 4	2.3834	1445.43
1175	0	3:33:40	2.3934	1446.30
1180	0	3:34:16	2.4034	1447.16
1185	0	3:34:52	2.4134	1448.03
1190	0	3:35:28	2.4234	1448.89
1195	0	3:36: 3	2.4333	1448.91
1200	0	3:36:39	2.4433	1449.77
1205	0	3:37:15	2.4533	1450.64
1210	0	3:37:51	2.4633	1450.65
1215	0	3:38:27	2.4733	1451.52
1220	0	3:39: 3	2.4833	1452.38
1225	0	3:39:39	2.4933	1453.25
1230	0	3:40:15	2.5032	1454.11
1235	0	3:40:51	2.5132	1454.13
1240	0	3:41:27	2.5232	1454.14
1245	0	3:42: 3	2.5332	1455.01
1250	0	3:42:39	2.5432	1455.87
1255	0	3:43:15	2.5532	1455.89
1260	0	3:43:51	2.5632	1455.90
1265	0	3:44:27	2.5732	1456.77
1270	0	3:45: 3	2.5832	1456.78
1275	0	3:45:39	2.5931	1457.65
1280	0	3:46:15	2.6031	1457.66
1285	0	3:46:51	2.6131	1457.68
1290	0	3:47:27	2.6231	1458.55
1295	0	3:48: 3	2.6331	1458.56
1300	0	3:48:39	2.6431	1458.58
1305	0	3:49:15	2.6531	1459.44
1310	0	3:49:50	2.6631	1459.46
1315	0	3:50:26	2.6731	1460.32
1320	0	3:51: 2	2.6830	1460.34
1325	0	3:51:38	2.6930	1460.35
1330	0	3:52:14	2.7030	1460.37

WESTERN TESTING CO., INC.

Company: HARRIS OIL & GAS COMPANY

Well: MYERS/WILBANKS #1-9

Field: TKT 21721 DST 1

[Monday: Mar. 3, 1997]

Page 6

REC #	DAY	REAL TIME	DT (HRS)	BHP (PSIA)
1335	0	3:52:50	2.7130	1461.23
1340	0	3:53:26	2.7230	1461.25
1345	0	3:54: 2	2.7330	1461.26
1350	0	3:54:38	2.7430	1461.28
1355	0	3:55:14	2.7530	1462.14
1360	0	3:55:50	2.7630	1462.16
1365	0	3:56:26	2.7730	1462.17
1370	0	3:57: 2	2.7829	1463.04
1375	0	3:57:38	2.7929	1463.05
1380	0	3:58:14	2.8029	1463.07
1385	0	3:58:50	2.8129	1463.08
1390	0	3:59:26	2.8229	1463.95
1395	0	4: 0: 2	2.8329	1463.96
1400	0	4: 0:38	2.8429	1463.98
1405	0	4: 1:14	2.8529	1463.99
1410	0	4: 1:50	2.8629	1464.01
1415	0	4: 2:26	2.8728	1464.87
1420	0	4: 3: 2	2.8828	1464.89
1425	0	4: 3:38	2.8928	1464.91
1430	0	4: 4:14	2.9028	1464.92
1435	0	4: 4:50	2.9128	1465.79
1440	0	4: 5:26	2.9228	1465.80
1445	0	4: 6: 1	2.9328	1465.82
1450	0	4: 6:37	2.9428	1465.83
1455	0	4: 7:13	2.9528	1465.85
1460	0	4: 7:49	2.9628	1465.86
1465	0	4: 8:25	2.9728	1465.88
1470	0	4: 9: 1	2.9827	1466.74
1475	0	4: 9:37	2.9927	1466.76
1480	0	4:10:13	3.0027	1466.77
1485	0	4:10:49	3.0127	1466.79
1490	0	4:11:25	3.0227	1466.80
1495	0	4:12: 1	3.0327	1466.82
1500	0	4:12:37	3.0427	1467.68
1505	0	4:13:13	3.0527	1467.70
1510	0	4:13:49	3.0627	1467.71
1515	0	4:14:25	3.0727	1467.73
1520	0	4:15: 1	3.0827	1467.74
1525	0	4:15:37	3.0926	1467.76
1530	0	4:16:13	3.1026	1467.78
1535	0	4:16:49	3.1126	1467.79
1540	0	4:17:25	3.1226	1467.81
1545	0	4:18: 1	3.1326	1467.82
1550	0	4:18:37	3.1426	1468.69
1555	0	4:19:13	3.1526	1468.70
1560	0	4:19:49	3.1626	1468.72
1565	0	4:20:25	3.1726	1468.73
1570	0	4:21: 1	3.1826	1468.75
1575	0	4:21:37	3.1926	1468.76
1580	0	4:22:13	3.2025	1468.78
1585	0	4:22:49	3.2125	1469.64
1590	0	4:23:25	3.2225	1469.66
1595	0	4:24: 0	3.2325	1469.67
1600	0	4:24:36	3.2425	1469.69
1605	0	4:25:12	3.2525	1469.70

WESTERN TESTING CO., INC.

Company: HARRIS OIL & GAS COMPANY
Well: MYERS/WILBANKS #1-9
Field: TKT 21721 DST 1

[Monday: Mar. 3, 1997]
Page 7

REC #	DAY	REAL TIME	DT (HRS)	BHP (PSIA)
1610	0	4:25:48	3.2625	1469.72
1615	0	4:26:24	3.2725	1469.73
1620	0	4:27:00	3.2825	1469.75
1625	0	4:27:36	3.2925	1469.77
1630	0	4:28:12	3.3025	1469.78
1635	0	4:28:48	3.3124	1469.80
1640	0	4:29:24	3.3224	1470.66
1645	0	4:30:00	3.3324	1470.68
1650	0	4:30:36	3.3424	1470.69
1655	0	4:31:12	3.3524	1470.71
1660	0	4:31:48	3.3624	1470.72
1665	0	4:32:24	3.3724	1470.74
1670	0	4:33:00	3.3824	1470.75
1675	0	4:33:36	3.3924	1470.77
1680	0	4:34:12	3.4024	1470.78
1685	0	4:34:48	3.4124	1470.80
1690	0	4:35:24	3.4223	1470.81
1695	0	4:36:00	3.4323	1471.68
1700	0	4:36:36	3.4423	1471.69
1705	0	4:37:12	3.4523	1471.71
1710	0	4:37:48	3.4623	1471.72
1715	0	4:38:24	3.4723	1471.74
1720	0	4:39:00	3.4823	1471.76
1725	0	4:39:36	3.4923	1471.77
1730	0	4:40:12	3.5023	1471.79
1735	0	4:40:48	3.5123	1471.80
1740	0	4:41:24	3.5223	1471.82
1745	0	4:42:00	3.5322	1471.83
1750	0	4:42:35	3.5422	1471.85
1755	0	4:43:11	3.5522	1471.86
1760	0	4:43:47	3.5622	1471.88
1765	0	4:44:23	3.5722	1471.89
1770	0	4:44:59	3.5822	1471.91
1775	0	4:45:35	3.5922	1471.92
1780	0	4:46:11	3.6022	1472.79
1785	0	4:46:47	3.6122	1472.80
1790	0	4:47:23	3.6222	1472.82
1795	0	4:47:59	3.6322	1472.83
1800	0	4:48:35	3.6421	1472.85
1805	0	4:49:11	3.6521	1472.86
1810	0	4:49:47	3.6621	1472.88
1815	0	4:50:23	3.6721	1472.90
1820	0	4:50:59	3.6821	1472.91
1825	0	4:51:35	3.6921	1472.93
1830	0	4:52:11	3.7021	1472.94
1835	0	4:52:47	3.7121	1472.96
1840	0	4:53:23	3.7221	1472.97
1845	0	4:53:59	3.7321	1472.99
1850	0	4:54:35	3.7421	1473.00
1855	0	4:55:11	3.7521	1473.02
1860	0	4:55:47	3.7620	1473.03
1865	0	4:56:23	3.7720	1473.05
1870	0	4:56:59	3.7820	1473.06
1875	0	4:57:35	3.7920	1473.08
1880	0	4:58:11	3.8020	1473.09


WESTERN TESTING CO., INC.

Company: HARRIS OIL & GAS COMPANY
Well: MYERS/WILBANKS #1-9
Field: TKT 21721 DST 1


[Monday: Mar. 3, 1997]
Page 8

REC #	DAY	REAL TIME	DT (HRS)	BHP (PSIA)
1885	0	4:58:47	3.8120	1473.11
1890	0	4:59:23	3.8220	1473.97
1895	0	4:59:59	3.8320	1473.99
1900	0	5: 0:35	3.8420	1474.85


WESTERN TESTING CO., INC.



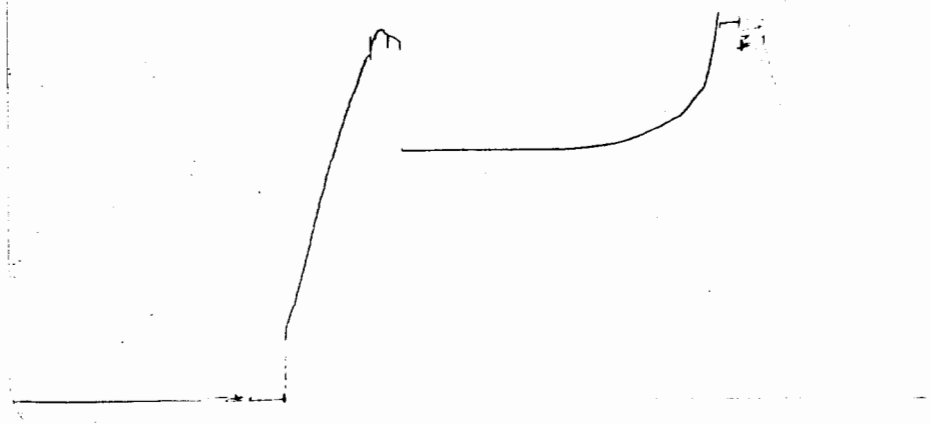
Inside Recorder



Outside Recorder




KT J17H 13630 DST1



Inside Recorder

Outside Recorder



DST REPORT

GENERAL INFORMATION

DATE : 3/5/97
CUSTOMER : HARRIS OIL & GAS COMPANY
WELL : #1-9 TEST: 2
ELEVATION: 2783 KB
SECTION : 9
RANGE : 31W COUNTY: SEWARD
GAUGE SN#: 10242 RANGE : 4100
TICKET : 21722
LEASE : MYERS/WILBANKS
GEOLOGIST: WILKENS
FORMATION: KANSAS CITY
TOWNSHIP : 33S
STATE : KS
CLOCK : 12

WELL INFORMATION

PERFORATION INTERVAL FROM: 4890.00 ft TO: 4898.00 ft TVD: 4898.0 ft
DEPTH OF SELECTIVE ZONE: TEST TYPE: OIL
DEPTH OF RECORDERS: 4892.0 ft 4895.0 ft
TEMPERATURE: 122.0
DRILL COLLAR LENGTH: 549.0 ft I.D.: 2.250 in
WEIGHT PIPE LENGTH : 0.0 ft I.D.: 0.000 in
DRILL PIPE LENGTH : 4313.0 ft I.D.: 3.800 in
TEST TOOL LENGTH : 28.0 ft TOOL SIZE : 5.500 in
ANCHOR LENGTH : 8.0 ft ANCHOR SIZE: 5.500 in
SURFACE CHOKE SIZE : 0.750 in BOTTOM CHOKE SIZE: 0.750 in
MAIN HOLE SIZE : 7.875 in TOOL JOINT SIZE : 4.5XH
PACKER DEPTH: 4885.0 ft SIZE: 6.630 in
PACKER DEPTH: 4890.0 ft SIZE: 6.630 in
PACKER DEPTH: 0.0 ft SIZE: 0.000 in
PACKER DEPTH: 0.0 ft SIZE: 0.000 in

MUD INFORMATION

DRILLING CON. : ALLEN RIG 5
MUD TYPE : CHEMICAL VISCOSITY : 46.00 cp
WEIGHT : 8.900 ppg WATER LOSS: 11.200 cc
CHLORIDES : 1800 ppm
JARS-MAKE : WTC SERIAL NUMBER: 408
DID WELL FLOW?: NO REVERSED OUT?: NO

COMMENTS

Comment

INITIAL FLOW PERIOD WEAK 1/2 INCH BLOW BUILT TO
STRONG BLOW OFF BOTTOM OF BUCKET IN 11 MINUTES.
FINAL FLOW PERIOD SURFACE BLOW - BUILT TO STRONG

DST REPORT (CONTINUED)

COMMENTS (CONTINUED)

Comment

BLOW - OFF BOTTOM OF BUCKET IN 21 MINUTES.
CHLORIDES 82000 PPM

FLUID RECOVERY

Feet of Fluid	% Oil	% Gas	% Water	% Mud	Comments
30.0	0.0	0.0	40.0	60.0	WATER CUT MUD W/SCUM OIL
895.0	0.0	0.0	100.0	0.0	GASSY SALTWATER
0.0	0.0	0.0	0.0	0.0	RW .068 @ 64 DEG F
0.0	0.0	0.0	0.0	0.0	CHLORIDES 135000PPM

RATE INFORMATION

OIL VOLUME:	0.0000 STB	TOTAL FLOW TIME:	90.0000 min.
GAS VOLUME:	0.0000 SCF	AVERAGE OIL RATE:	0.0000 STB/D
MUD VOLUME:	0.2525 STB	AVERAGE WATER RATE:	127.5777 STB/D
WATER VOLUME:	7.7211 STB		
TOTAL FLUID :	7.9736 STB		

FIELD TIME & PRESSURE INFORMATION

INITIAL HYDROSTATIC PRESSURE: 2330.00

Description	Duration	p1	p End
INITIAL FLOW	30.00	74.00	322.00
INITIAL SHUT-IN	60.00		1536.00
FINAL FLOW	60.00	376.00	508.00
FINAL SHUT-IN	120.00		1536.00

FINAL HYDROSTATIC PRESSURE: 2316.00

DST REPORT (CONTINUED)

OFFICE TIME & PRESSURE INFORMATION

INITIAL HYDROSTATIC PRESSURE: 2324.00

<u>Description</u>	<u>Duration</u>	<u>p1</u>	<u>p End</u>
INITIAL FLOW	30.00	84.04	325.52
INITIAL SHUT-IN	60.00		1530.54
FINAL FLOW	60.00	380.58	511.64
FINAL SHUT-IN	120.00		1529.69

FINAL HYDROSTATIC PRESSURE: 2311.00

Company: HARRIS OIL & GAS COMPANY
 Well: MYERS/WILBANKS #1-9
 Field: TKT 21722 DST 2

[Wednesday: Mar. 5, 1997]
 Page 1

REC #	DAY	REAL TIME	DT (HRS)	BHP (PSIA)
START FLOW 1				
1	0	9:20:29	0.0000	84.04
6	0	9:21: 5	0.0100	83.07
15	0	9:22: 9	0.0280	80.17
24	0	9:23:14	0.0460	82.10
33	0	9:24:19	0.0639	87.90
42	0	9:25:24	0.0819	95.63
51	0	9:26:28	0.0999	105.29
60	0	9:27:33	0.1179	115.91
69	0	9:28:38	0.1359	128.47
78	0	9:29:43	0.1539	142.96
87	0	9:30:47	0.1719	155.52
96	0	9:31:52	0.1899	168.07
105	0	9:32:57	0.2078	180.63
114	0	9:34: 2	0.2258	195.12
123	0	9:35: 6	0.2438	210.57
132	0	9:36:11	0.2618	221.20
141	0	9:37:16	0.2798	233.76
150	0	9:38:21	0.2978	246.31
159	0	9:39:25	0.3157	258.87
168	0	9:40:30	0.3337	270.46
177	0	9:41:35	0.3517	280.12
186	0	9:42:40	0.3697	288.82
195	0	9:43:44	0.3877	294.61
204	0	9:44:49	0.4057	300.41
213	0	9:45:54	0.4236	306.20
222	0	9:46:59	0.4416	312.00
231	0	9:48: 3	0.4596	325.52
END FLOW 1				
START SHUTIN 1				
236	0	9:48:39	0.4696	396.04
240	0	9:49: 8	0.4776	1341.80
249	0	9:50:13	0.4956	1453.10
258	0	9:51:18	0.5136	1470.94
267	0	9:52:22	0.5316	1481.14
276	0	9:53:27	0.5495	1487.94
285	0	9:54:32	0.5675	1493.03
294	0	9:55:37	0.5855	1497.28
303	0	9:56:41	0.6035	1500.68
312	0	9:57:46	0.6215	1504.10
321	0	9:58:51	0.6395	1506.66
330	0	9:59:56	0.6575	1509.21
339	0	10: 1: 0	0.6754	1510.92
348	0	10: 2: 5	0.6934	1512.63
357	0	10: 3:10	0.7114	1515.19
366	0	10: 4:15	0.7294	1516.04
375	0	10: 5:19	0.7474	1517.75
384	0	10: 6:24	0.7654	1518.60
393	0	10: 7:29	0.7833	1519.45
402	0	10: 8:34	0.8013	1521.16
411	0	10: 9:38	0.8193	1522.01
420	0	10:10:43	0.8373	1522.01
429	0	10:11:48	0.8553	1522.86
438	0	10:12:53	0.8733	1523.72
447	0	10:13:57	0.8913	1524.57

WESTERN TESTING CO., INC.

Company: HARRIS OIL & GAS COMPANY
 Well: MYERS/WILBANKS #1-9
 Field: TKT 21722 DST 2

[Wednesday: Mar. 5, 1997]
 Page 2

REC #	DAY	REAL TIME	DT (HRS)	BHP (PSIA)
456	0	10:15: 2	0.9093	1525.42
465	0	10:16: 7	0.9272	1525.42
474	0	10:17:12	0.9452	1525.42
483	0	10:18:16	0.9632	1526.28
492	0	10:19:21	0.9812	1526.28
501	0	10:20:26	0.9992	1526.28
510	0	10:21:31	1.0172	1527.13
519	0	10:22:35	1.0351	1527.13
528	0	10:23:40	1.0531	1527.13
537	0	10:24:45	1.0711	1527.13
546	0	10:25:50	1.0891	1527.98
555	0	10:26:54	1.1071	1527.98
564	0	10:27:59	1.1251	1527.98
573	0	10:29: 4	1.1430	1528.84
582	0	10:30: 9	1.1610	1528.84
591	0	10:31:13	1.1790	1528.84
600	0	10:32:18	1.1970	1528.84
609	0	10:33:23	1.2150	1528.84
618	0	10:34:27	1.2330	1529.69
627	0	10:35:32	1.2510	1529.69
636	0	10:36:37	1.2689	1529.69
645	0	10:37:42	1.2869	1529.69
654	0	10:38:46	1.3049	1529.69
663	0	10:39:51	1.3229	1529.69
672	0	10:40:56	1.3409	1529.69
681	0	10:42: 1	1.3589	1530.54
690	0	10:43: 5	1.3769	1530.54
699	0	10:44:10	1.3948	1530.54
708	0	10:45:15	1.4128	1530.54
717	0	10:46:20	1.4308	1530.54
		END SHUTIN 1		
		START FLOW 2		
719	0	10:47: 3	1.4428	380.58
722	0	10:47:24	1.4488	380.58
731	0	10:48:29	1.4668	375.75
740	0	10:49:34	1.4848	373.82
749	0	10:50:39	1.5028	372.85
758	0	10:51:43	1.5207	373.82
767	0	10:52:48	1.5387	374.78
776	0	10:53:53	1.5567	375.75
785	0	10:54:58	1.5747	378.65
794	0	10:56: 2	1.5927	380.58
803	0	10:57: 7	1.6107	383.48
812	0	10:58:12	1.6286	386.38
821	0	10:59:17	1.6466	388.31
830	0	11: 0:21	1.6646	391.21
839	0	11: 1:26	1.6826	394.10
848	0	11: 2:31	1.7006	397.00
857	0	11: 3:36	1.7186	400.86
866	0	11: 4:40	1.7366	402.80
875	0	11: 5:45	1.7545	406.66
884	0	11: 6:50	1.7725	409.56
893	0	11: 7:55	1.7905	412.46
902	0	11: 8:59	1.8085	416.32
911	0	11:10: 4	1.8265	419.22

Company: HARRIS OIL & GAS COMPANY
Well: MYERS/WILBANKS #1-9
Field: TKT 21722 DST 2

[Wednesday: Mar. 5, 1997]
Page 3

REC #	DAY	REAL TIME	DT (HRS)	BHP (PSIA)
920	0	11:11: 9	1.8525	422.12
929	0	11:12:14	1.8704	425.01
938	0	11:13:18	1.8884	428.88
947	0	11:14:23	1.9064	432.74
956	0	11:15:28	1.9244	435.64
965	0	11:16:33	1.9424	439.50
974	0	11:17:37	1.9604	442.40
983	0	11:18:42	1.9784	446.26
992	0	11:19:47	1.9963	449.16
1001	0	11:20:52	2.0143	452.06
1010	0	11:21:56	2.0323	454.96
1019	0	11:23: 1	2.0503	458.82
1028	0	11:24: 6	2.0683	461.72
1037	0	11:25:11	2.0863	464.62
1046	0	11:26:15	2.1042	467.51
1055	0	11:27:20	2.1222	471.38
1064	0	11:28:25	2.1402	474.28
1073	0	11:29:30	2.1582	477.17
1082	0	11:30:34	2.1762	480.07
1091	0	11:31:39	2.1942	483.94
1100	0	11:32:44	2.2122	485.87
1109	0	11:33:49	2.2301	488.77
1118	0	11:34:53	2.2481	492.63
1127	0	11:35:58	2.2661	495.53
1136	0	11:37: 3	2.2841	497.46
1145	0	11:38: 7	2.3021	501.19
1154	0	11:39:12	2.3201	503.81
1163	0	11:40:17	2.3380	506.42
1172	0	11:41:22	2.3560	509.03
1181	0	11:42:26	2.3740	511.64
		END FLOW 2		
		START SHUTIN 2		
1190	0	11:43:31	2.3920	536.90
1191	0	11:43:38	2.3940	551.71
1199	0	11:44:36	2.4100	1267.03
1208	0	11:45:41	2.4280	1463.30
1217	0	11:46:45	2.4460	1480.29
1226	0	11:47:50	2.4639	1487.94
1235	0	11:48:55	2.4819	1493.03
1244	0	11:50: 0	2.4999	1497.28
1253	0	11:51: 4	2.5179	1500.68
1262	0	11:52: 9	2.5359	1503.24
1271	0	11:53:14	2.5539	1505.80
1280	0	11:54:19	2.5719	1508.36
1289	0	11:55:23	2.5898	1510.07
1298	0	11:56:28	2.6078	1511.77
1307	0	11:57:33	2.6258	1513.48
1316	0	11:58:38	2.6438	1515.19
1325	0	11:59:42	2.6618	1516.04
1334	0	12: 0:47	2.6798	1516.89
1343	0	12: 1:52	2.6978	1517.75
1352	0	12: 2:57	2.7157	1518.60
1361	0	12: 4: 1	2.7337	1519.45
1370	0	12: 5: 6	2.7517	1519.45
1379	0	12: 6:11	2.7697	1520.30

WESTERN TESTING CO., INC.

Company: HARRIS OIL & GAS COMPANY
Well: MYERS/WILBANKS #1-9
Field: TKT 21722 DST 2

[Wednesday: Mar. 5, 1997]
Page 4

REC #	DAY	REAL TIME	DT (HRS)	BHP (PSIA)
1388	0	12: 7:16	2.7797	1520.30
1397	0	12: 8:20	2.7977	1521.16
1406	0	12: 9:25	2.8157	1522.01
1415	0	12:10:30	2.8336	1522.01
1424	0	12:11:35	2.8516	1522.86
1433	0	12:12:39	2.8696	1522.86
1442	0	12:13:44	2.8876	1523.72
1451	0	12:14:49	2.9056	1523.72
1460	0	12:15:54	2.9236	1524.57
1469	0	12:16:58	2.9416	1524.57
1478	0	12:18: 3	2.9595	1524.57
1487	0	12:19: 8	2.9775	1524.57
1496	0	12:20:13	2.9955	1525.42
1505	0	12:21:17	3.0135	1525.42
1514	0	12:22:22	3.0315	1525.42
1523	0	12:23:27	3.0495	1526.28
1532	0	12:24:32	3.0675	1526.28
1541	0	12:25:36	3.0854	1526.28
1550	0	12:26:41	3.1034	1526.28
1559	0	12:27:46	3.1214	1527.13
1568	0	12:28:51	3.1394	1527.13
1577	0	12:29:55	3.1574	1527.13
1586	0	12:31: 0	3.1754	1527.13
1595	0	12:32: 5	3.1933	1527.13
1604	0	12:33:10	3.2113	1527.13
1613	0	12:34:14	3.2293	1527.13
1622	0	12:35:19	3.2473	1527.13
1631	0	12:36:24	3.2653	1527.13
1640	0	12:37:29	3.2833	1527.13
1649	0	12:38:33	3.3013	1527.13
1658	0	12:39:38	3.3192	1527.13
1667	0	12:40:43	3.3372	1527.13
1676	0	12:41:48	3.3552	1527.13
1685	0	12:42:52	3.3732	1527.13
1694	0	12:43:57	3.3912	1527.13
1703	0	12:45: 2	3.4092	1527.98
1712	0	12:46: 7	3.4272	1527.98
1721	0	12:47:11	3.4451	1527.98
1730	0	12:48:16	3.4631	1527.98
1739	0	12:49:21	3.4811	1527.98
1748	0	12:50:25	3.4991	1527.98
1757	0	12:51:30	3.5171	1527.98
1766	0	12:52:35	3.5351	1527.98
1775	0	12:53:40	3.5530	1527.98
1784	0	12:54:44	3.5710	1527.98
1793	0	12:55:49	3.5890	1527.98
1802	0	12:56:54	3.6070	1527.98
1811	0	12:57:59	3.6250	1527.98
1820	0	12:59: 3	3.6430	1527.98
1829	0	13: 0: 8	3.6610	1527.98
1838	0	13: 1:13	3.6789	1527.98
1847	0	13: 2:18	3.6969	1528.84
1856	0	13: 3:22	3.7149	1528.84
1865	0	13: 4:27	3.7329	1528.84
1874	0	13: 5:32	3.7509	1528.84


WESTERN TESTING CO., INC.

Company: HARRIS OIL & GAS COMPANY
Well: MYERS/WILBANKS #1-9
Field: TKT 21722 DST 2


[Wednesday: Mar. 5, 1997]
Page 5

REC #	DAY	REAL TIME	DT (HRS)	BHP (PSIA)
1883	0	13: 6:37	3.7689	1529.69
1892	0	13: 7:41	3.7869	1529.69
1901	0	13: 8:46	3.8048	1529.69
1910	0	13: 9:51	3.8228	1529.69
1919	0	13:10:56	3.8408	1529.69
1928	0	13:12: 0	3.8588	1529.69
1937	0	13:13: 5	3.8768	1529.69
1946	0	13:14:10	3.8948	1529.69
1955	0	13:15:15	3.9127	1529.69
1964	0	13:16:19	3.9307	1529.69
1973	0	13:17:24	3.9487	1529.69
1982	0	13:18:29	3.9667	1529.69
1991	0	13:19:34	3.9847	1529.69
2000	0	13:20:38	4.0027	1529.69
2009	0	13:21:43	4.0206	1529.69
2018	0	13:22:48	4.0386	1529.69
2027	0	13:23:53	4.0566	1529.69
2036	0	13:24:57	4.0746	1529.69
2045	0	13:26: 2	4.0926	1529.69
2054	0	13:27: 7	4.1106	1529.69
2063	0	13:28:12	4.1286	1529.69
2072	0	13:29:16	4.1466	1529.69
2081	0	13:30:21	4.1645	1529.69
2090	0	13:31:26	4.1825	1529.69
2099	0	13:32:31	4.2005	1529.69
2108	0	13:33:35	4.2185	1529.69
2117	0	13:34:40	4.2365	1529.69
2126	0	13:35:45	4.2545	1529.69
2135	0	13:36:50	4.2724	1529.69
2144	0	13:37:54	4.2904	1529.69
2153	0	13:38:59	4.3084	1529.69

WESTERN TESTING CO., INC.



Inside Recorder



Outside Recorder

