Computer Inventoried

ORIGINAL

15-119-20989

WELL NAME: Adams K.C. 1-4
COMPANY: Quinque Operating Company
LOCATION: 4-35S-30W
Meade County, Kansas
DATE: 2/13/98

TRILOBITE TESTING L.L.C.

OPERATOR : Quinque Oper. Co. DATE 2-6-98
WELL NAME: Adams K.C. 1-4 KB 2532.00 ft TICKET NO: 11005 DST #1
LOCATION : 4-35S-30W Meade Co. GR 2520.00 ft FORMATION: St.Louis
INTERVAL : 6260.00 To 6286.00 ft TD 6286.00 ft TEST TYPE: CONVENTIONAL

RECORDER DATA

Mins		Field	1	2	3	4
PF 5	Rec.	1566	1566	2357		
SI 30	Range(Psi)	4250.0	4250.0	4950.0	0.0	0.0
SF 30	Clock(hrs)	12hr.	12hr	Elec		
FS 60	Depth(ft)	6286.0	6286.0	6262.0	0.0	0.0

TIME DATA----------
PF Fr. 1433 to 1438 hr
IS Fr. 1438 to 1508 hr
SF Fr. 1508 to 1538 hr
FS Fr. 1538 to 1638 hr

	Field	1	2	3	4
A. Init Hydro	3150.0	3170.0	3053.0	0.0	0.0
B. First Flow	162.0	165.0	48.0	0.0	0.0
B1. Final Flow	162.0	152.0	38.0	0.0	0.0
C. In Shut-in	1226.0	1238.0	1265.0	0.0	0.0
D. Init Flow	129.0	142.0	36.0	0.0	0.0
E. Final Flow	151.0	159.0	94.0	0.0	0.0
F. Fl Shut-in	1205.0	1215.0	1191.0	0.0	0.0
G. Final Hydro	2844.0	2890.0	2910.0	0.0	0.0
Inside/Outside	O	I	I		

T STARTED 1209 hr
T ON BOTM 1433 hr
T OPEN 1433 hr
T PULLED 1638 hr
T OUT 1900 hr

RECOVERY
Tot Fluid 186.00 ft of 186.00 ft in DC and 0.00 ft in DP
1860.00 ft of gas in pipe
0.00 ft of
186.00 ft of gassy oil cut mud 50% gas 40% oil 7%water
0.00 ft of 3% mud
0.00 ft of
0.00 ft of
0.00 ft of
0.00 ft of
SALINITY 0.00 P.P.M. A.P.I. Gravity 0.00

TOOL DATA----------

Tool Wt.	2500.00 lbs
Wt Set On Packer	25000.00 lbs
Wt Pulled Loose	110000.00 lbs
Initial Str Wt	100000.00 lbs
Unseated Str Wt	100000.00 lbs
Bot Choke	0.75 in
Hole Size	7.80 in
D Col. ID	3.20 in
D. Pipe ID	3.80 in
D.C. Length	623.00 ft
D.P. Length	5663.00 ft

BLOW DESCRIPTION
Intial Flow:
Off bottom of bucket in 1 1/2 min

Final Flow:
Off bottom of bucket in 2 mins.

MUD DATA----------

Mud Type	Chemical
Weight	9.10 lb/c
Vis.	48.00 S/L
W.L.	8.90 in3
F.C.	0.00 in
Mud Drop	
Amt. of fill	0.00 ft
Btm. H. Temp.	137.00 F
Hole Condition	
% Porosity	0.00
Packer Size	6.75 in
No. of Packers	2
Cushion Amt.	0.00
Cushion Type	
Reversed Out N	
Tool Chased N	
Tester	Steve Eisenhour
Co. Rep.	Gary Wilkins
Contr.	Beredco
Rig #	4
Unit #	
Pump T.	

SAMPLES:
SENT TO:

Test Successful: Y

*** TOOL DIAGRAM *** CONVENTIONAL

WELL NAME: Adams K.C. 1-4

LOCATION : 4-35S-30W Meade Co.

TICKET No. 11005 D.S.T. No. 1 DATE 2-6-98

TOTAL TOOL TO BOTTOM OF TOP PACKERS 27

INTERVAL TOOL .....

BOTTOM PACKERS AND ANCHOR 26

TOTAL TOOL 53

DRILL COLLAR ANCHOR IN INTERVAL .....

D.C. ANCHOR STND.Stands Single Total

D.P. ANCHOR STND.Stands Single Total

TOTAL ASSEMBLY 53

D.C. ABOVE TOOLS.Stands7 Single Total 623

D.P. ABOVE TOOLS.Stands63 Single Total 5625

TOTAL DRILL COLLARS DRILL PIPE & TOOLS ..

TOTAL DEPTH 6286

TOTAL DRILL PIPE ABOVE K.B. 15

REMARKS:
no fliud sampler run.

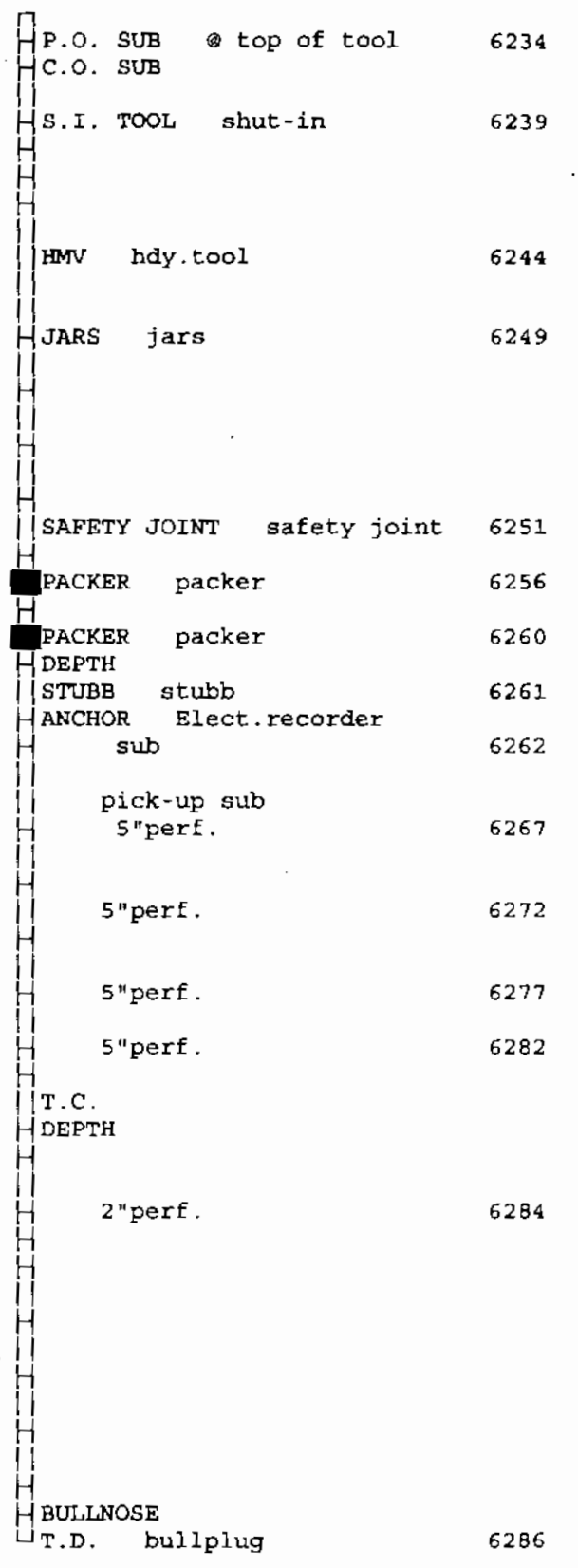

P^2 Horner Plot: shut-in #1

Tk.11005 Quingue Adams K.C. #1-4 D.S.T.1 2-6-98

Slope: 9.1798 PSIg^2/10^6/cycle

Ext. Pressure: 1508.1423 PSIg

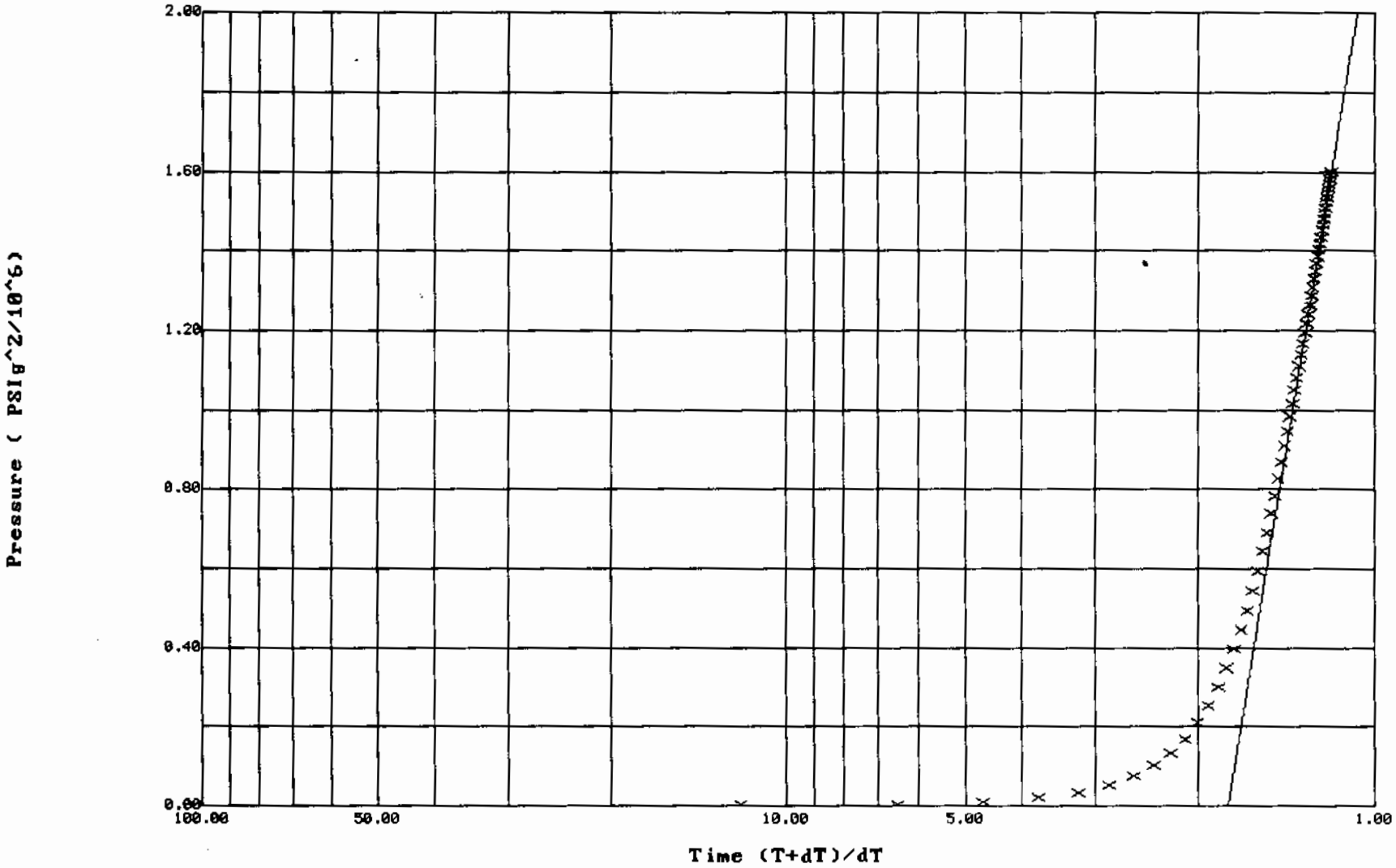

P^2 Horner Plot: shut-in #2

Tk.11005 Quingue Adams K.C. #1-4 D.S.T.1 2-6-98

Slope: 3.2840 PSIg^2/10^6/cycle

Ext. Pressure: 1432.3234 PSIg

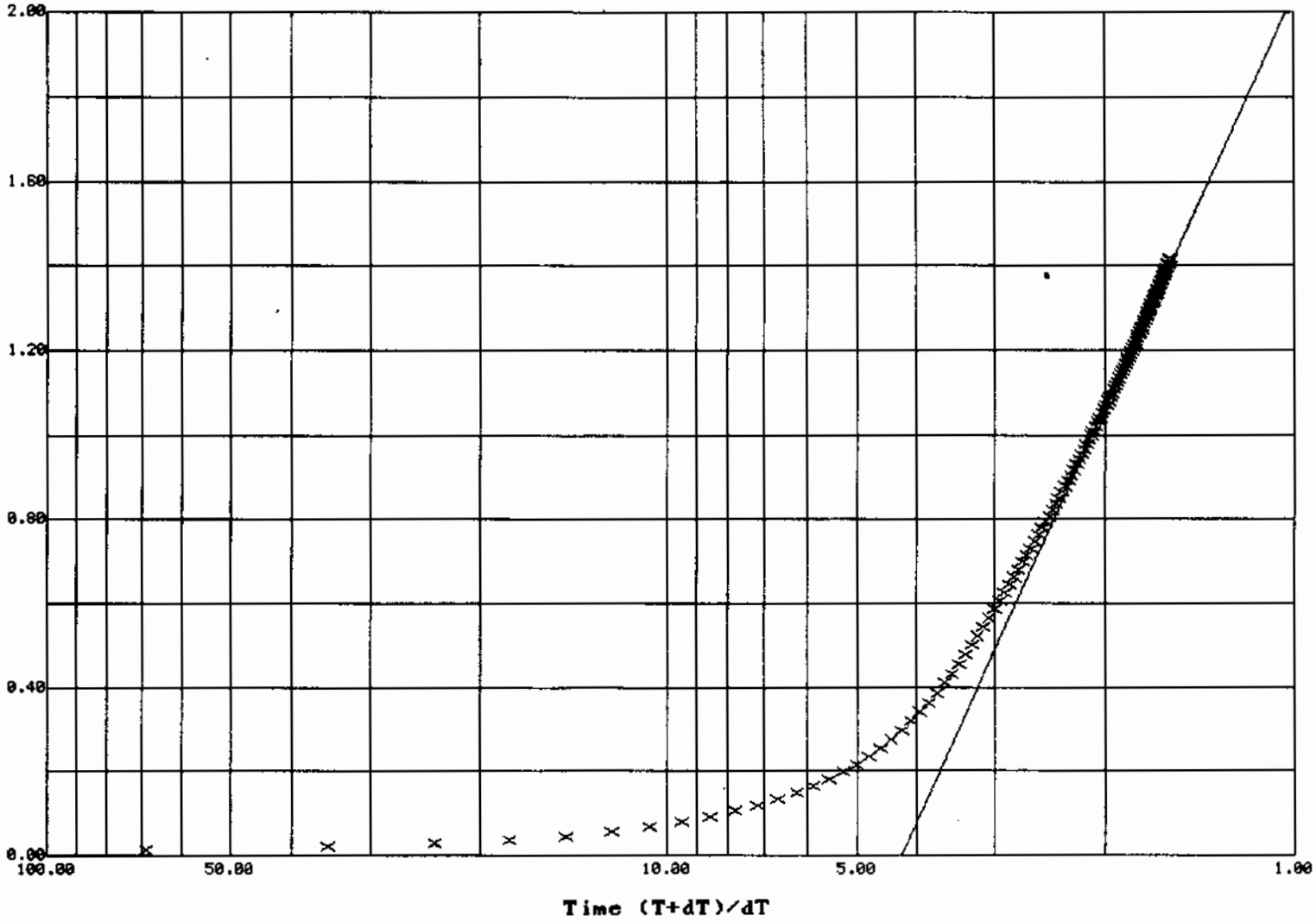

TEST HISTORY

Tk.11005 Quingue Adams K.C. #1-4 D.S.T.1 2-6-98

Flag Points

	t(Min.)	P(PSIg)
A:	0.00	3053.29
B:	0.00	48.08
C:	5.50	38.43
D:	30.00	1265.29
E:	0.00	36.16
F:	28.50	93.91
G:	59.50	1190.76
Q:	0.00	2910.02

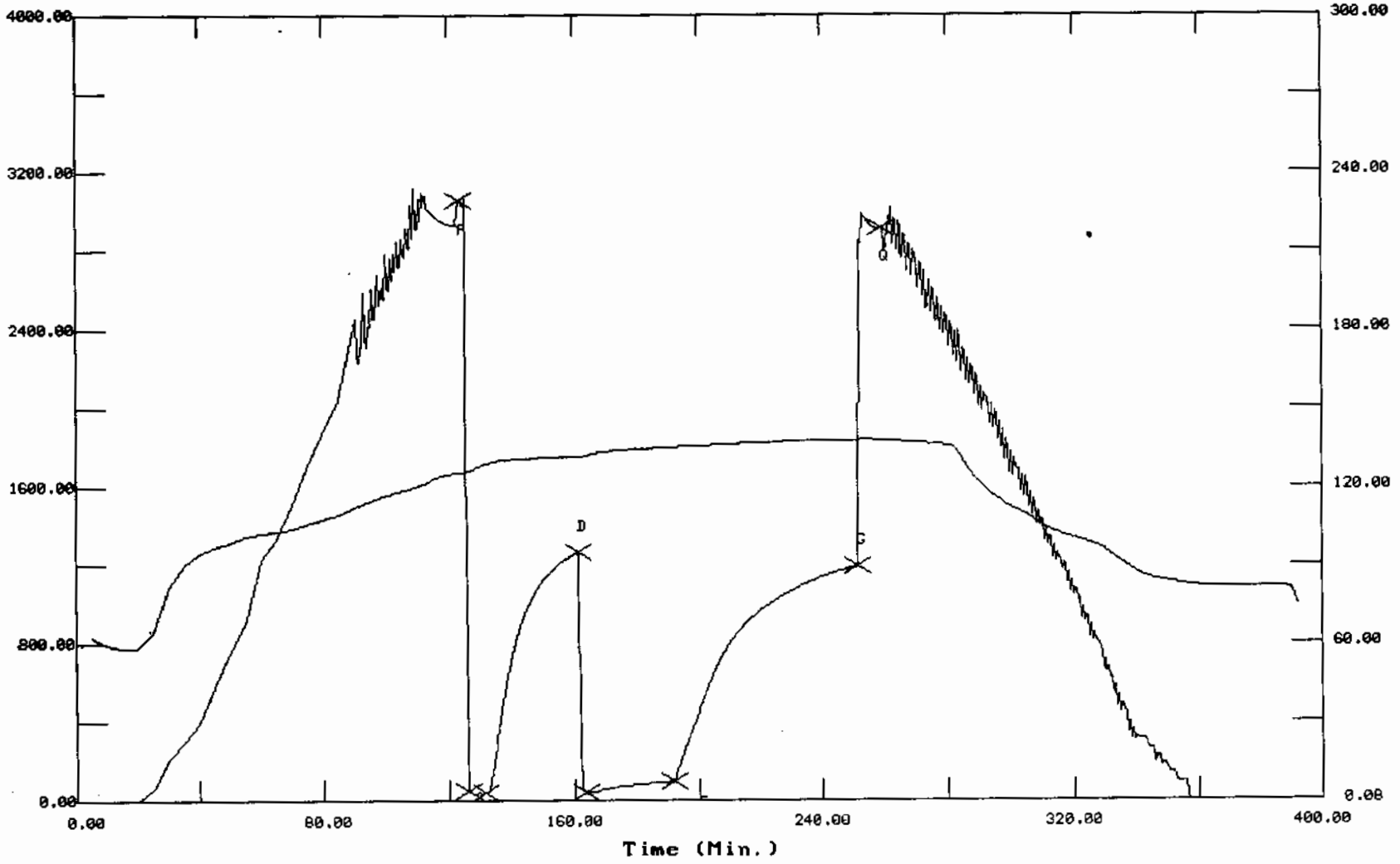

CHART PAGE



This is a photocopy of the actual AK-1 recorder chart

ALPINE SUBSURFACE ELECTRONICS PROBE INCREMENTS LISTING

TEST: Tk.11005 Quingue Adams K.C. #1-4 D.S.T.1 2-6-98

DATE: 02/07/36 TIME: 06:28:16

	Time	Pressure PSIg	delta P PSIg	Temp. DEG F	(T+dT)/dT	P^2/10^6
****** Initial Hydro.	123.50	3053.3	0.0	125.33		
****** Start Flow 1	0.00	48.1	0.0	125.74		
	0.50	53.0	5.0	125.85		
	1.00	34.4	-13.7	126.08		
	1.50	30.5	-17.5	126.39		
	2.00	27.6	-20.5	126.74		
	2.50	27.9	-20.2	127.09		
	3.00	34.7	-13.4	127.43		
	3.50	34.3	-13.8	127.74		
	4.00	31.9	-16.2	128.02		
	4.50	34.3	-13.8	128.26		
	5.00	36.6	-11.5	128.49		
****** End Flow 1	5.50	38.4	-9.7	128.69		
****** Start Shutin 1	0.00	38.4	0.0	128.69	0.0000	0.001
	0.50	38.7	0.3	128.87	12.0000	0.001
	1.00	52.4	14.0	129.03	6.5000	0.003
	1.50	98.1	59.7	129.18	4.6667	0.01
	2.00	142.2	103.7	129.32	3.7500	0.020
	2.50	185.1	146.7	129.45	3.2000	0.034
	3.00	228.9	190.4	129.57	2.8333	0.052
	3.50	274.0	235.6	129.68	2.5714	0.075
	4.00	319.7	281.2	129.78	2.3750	0.102
	4.50	365.2	326.7	129.87	2.2222	0.133
	5.00	411.8	373.4	129.95	2.1000	0.170
	5.50	458.2	419.8	130.03	2.0000	0.210
	6.00	502.6	464.2	130.11	1.9167	0.253
	6.50	547.2	508.8	130.18	1.8462	0.299
	7.00	590.4	552.0	130.24	1.7857	0.349
	7.50	629.8	591.4	130.30	1.7333	0.397
	8.00	667.5	629.0	130.36	1.6875	0.446
	8.50	703.7	665.3	130.41	1.6471	0.495
	9.00	738.3	699.9	130.46	1.6111	0.545
	9.50	771.1	732.7	130.51	1.5789	0.595
	10.00	802.7	764.2	130.55	1.5500	0.644
	10.50	832.3	793.9	130.60	1.5238	0.693
	11.00	860.1	821.7	130.64	1.5000	0.740
	11.50	885.9	847.5	130.67	1.4783	0.785
	12.00	910.3	871.8	130.71	1.4583	0.829
	12.50	932.7	894.3	130.75	1.4400	0.870
	13.00	953.7	915.3	130.79	1.4231	0.910
	13.50	973.4	935.0	130.82	1.4074	0.947
	14.00	991.8	953.3	130.86	1.3929	0.984
	14.50	1008.8	970.4	130.88	1.3793	1.018
	15.00	1025.0	986.6	130.91	1.3667	1.051
	15.50	1039.9	1001.5	130.94	1.3548	1.081
	16.00	1054.2	1015.8	130.97	1.3438	1.111
	16.50	1067.6	1029.1	131.00	1.3333	1.140
	17.00	1080.3	1041.9	131.02	1.3235	1.167
	17.50	1092.3	1053.9	131.04	1.3143	1.193
	18.00	1103.6	1065.2	131.07	1.3056	1.218
	18.50	1114.6	1076.1	131.09	1.2973	1.242

ALPINE SUBSURFACE ELECTRONICS PROBE INCREMENTS LISTING

TEST: Tk.11005 Quingue Adams K.C. #1-4 D.S.T.1 2-6-98

DATE: 02/07/36 TIME: 06:28:16

	Time	Pressure PSIg	delta P PSIg	Temp. DEG F	(T+dT)/dT	P^2/10^6
	19.00	1124.9	1086.4	131.11	1.2895	1.265
	19.50	1134.5	1096.1	131.15	1.2821	1.287
	20.00	1143.9	1105.5	131.17	1.2750	1.309
	20.50	1152.9	1114.5	131.19	1.2683	1.329
	21.00	1161.2	1122.8	131.21	1.2619	1.348
	21.50	1169.3	1130.8	131.23	1.2558	1.367
	22.00	1177.3	1138.9	131.25	1.2500	1.386
	22.50	1184.6	1146.2	131.27	1.2444	1.403
	23.00	1191.4	1153.0	131.29	1.2391	1.420
	23.50	1198.4	1160.0	131.30	1.2340	1.436
	24.00	1204.9	1166.4	131.32	1.2292	1.452
	24.50	1211.2	1172.8	131.34	1.2245	1.467
	25.00	1217.4	1178.9	131.36	1.2200	1.482
	25.50	1223.1	1184.6	131.37	1.2157	1.496
	26.00	1228.6	1190.2	131.38	1.2115	1.509
	26.50	1234.2	1195.7	131.41	1.2075	1.523
	27.00	1239.1	1200.7	131.42	1.2037	1.535
	27.50	1244.1	1205.6	131.44	1.2000	1.548
	28.00	1249.0	1210.6	131.46	1.1964	1.560
	28.50	1253.6	1215.2	131.47	1.1930	1.572
	29.00	1258.1	1219.6	131.49	1.1897	1.583
	29.50	1262.6	1224.2	131.50	1.1864	1.594
***** End Shut-in 1	30.00	1265.3	1226.9	131.52	1.1833	1.601
***** Start Flow 2	0.00	36.2	0.0	131.71		
	0.50	34.7	-1.5	131.84		
	1.00	32.6	-3.5	131.97		
	1.50	33.0	-3.2	132.12		
	2.00	34.2	-1.9	132.25		
	2.50	36.3	0.2	132.38		
	3.00	38.0	1.8	132.51		
	3.50	39.8	3.6	132.63		
	4.00	42.5	6.3	132.74		
	4.50	43.5	7.4	132.85		
	5.00	46.3	10.2	132.95		
	5.50	49.7	13.5	133.04		
	6.00	50.1	13.9	133.12		
	6.50	51.6	15.4	133.20		
	7.00	54.0	17.8	133.28		
	7.50	56.3	20.1	133.35		
	8.00	57.8	21.7	133.41		
	8.50	58.1	21.9	133.48		
	9.00	61.6	25.4	133.53		
	9.50	62.2	26.0	133.59		
	10.00	63.6	27.4	133.65		
	10.50	64.2	28.0	133.71		
	11.00	65.4	29.2	133.76		
	11.50	66.5	30.4	133.81		
	12.00	68.5	32.3	133.85		
	12.50	68.9	32.7	133.91		
	13.00	70.2	34.0	133.95		
	13.50	70.6	34.4	133.99		

ALPINE SUBSURFACE ELECTRONICS PROBE INCREMENTS LISTING
TEST: Tk.11005 Quingue Adams K.C. #1-4 D.S.T.1 2-6-98
DATE: 02/07/36 TIME: 06:28:16

	Time	Pressure PSIg	delta P PSIg	Temp. DEG F	(T+dT)/dT	P^2/10^6
	14.00	71.8	35.7	134.03		
	14.50	71.1	34.9	134.08		
	15.00	71.8	35.7	134.11		
	15.50	74.2	38.0	134.16		
	16.00	73.8	37.6	134.20		
	16.50	74.6	38.4	134.23		
	17.00	75.4	39.2	134.28		
	17.50	75.9	39.7	134.31		
	18.00	77.0	40.8	134.35		
	18.50	77.6	41.5	134.38		
	19.00	79.0	42.8	134.42		
	19.50	79.6	43.5	134.45		
	20.00	79.4	43.2	134.50		
	20.50	81.3	45.2	134.53		
	21.00	81.4	45.2	134.57		
	21.50	82.9	46.7	134.60		
	22.00	83.6	47.4	134.64		
	22.50	84.1	47.9	134.67		
	23.00	83.5	47.3	134.71		
	23.50	84.8	48.6	134.74		
	24.00	85.8	49.7	134.78		
	24.50	85.5	49.3	134.82		
	25.00	86.9	50.7	134.85		
	25.50	86.1	49.9	134.89		
	26.00	88.2	52.0	134.92		
	26.50	88.7	52.5	134.96		
	27.00	89.4	53.2	135.00		
	27.50	89.9	53.7	135.04		
	28.00	90.9	54.7	135.07		
****** End Flow 2	28.50	93.9	57.7	135.11		
****** Start Shutin 2	0.00	93.9	0.0	135.11	0.0000	0.009
	0.50	121.6	27.7	135.14	69.0000	0.015
	1.00	145.8	51.9	135.18	35.0000	0.021
	1.50	169.2	75.3	135.21	23.6667	0.029
	2.00	191.9	97.9	135.25	18.0000	0.037
	2.50	214.8	120.9	135.27	14.6000	0.046
	3.00	237.8	143.9	135.31	12.3333	0.057
	3.50	260.2	166.3	135.34	10.7143	0.068
	4.00	282.2	188.3	135.37	9.5000	0.080
	4.50	303.7	209.8	135.39	8.5556	0.092
	5.00	324.8	230.9	135.42	7.8000	0.105
	5.50	345.8	251.9	135.45	7.1818	0.120
	6.00	366.2	272.3	135.47	6.6667	0.134
	6.50	386.0	292.1	135.50	6.2308	0.149
	7.00	405.8	311.9	135.53	5.8571	0.165
	7.50	425.3	331.4	135.56	5.5333	0.181
	8.00	445.3	351.4	135.58	5.2500	0.198
	8.50	465.0	371.0	135.60	5.0000	0.216
	9.00	485.0	391.1	135.62	4.7778	0.235
	9.50	504.6	410.7	135.66	4.5789	0.255
	10.00	524.5	430.6	135.67	4.4000	0.275

ALPINE SUBSURFACE ELECTRONICS PROBE INCREMENTS LISTING

TEST: Tk.11005 Quingue Adams K.C. #1-4 D.S.T.1 2-6-98

DATE: 02/07/36 TIME: 06:28:16

Time	Pressure PSIg	delta P PSIg	Temp. DEG F	(T+dT)/dT	P^2/10^6
10.50	544.3	450.4	135.71	4.2381	0.296
11.00	564.1	470.2	135.72	4.0909	0.318
11.50	583.6	489.7	135.75	3.9565	0.341
12.00	603.0	509.1	135.78	3.8333	0.364
12.50	621.9	528.0	135.81	3.7200	0.387
13.00	640.4	546.5	135.85	3.6154	0.410
13.50	658.2	564.3	135.89	3.5185	0.433
14.00	675.3	581.4	135.93	3.4286	0.456
14.50	692.0	598.1	135.97	3.3448	0.479
15.00	707.9	614.0	136.01	3.2667	0.501
15.50	723.0	629.1	136.04	3.1935	0.523
16.00	737.8	643.9	136.08	3.1250	0.544
16.50	751.7	657.8	136.12	3.0606	0.565
17.00	765.4	671.5	136.16	3.0000	0.586
17.50	778.2	684.3	136.19	2.9429	0.606
18.00	790.5	696.6	136.23	2.8889	0.625
18.50	802.1	708.2	136.26	2.8378	0.643
19.00	813.7	719.8	136.30	2.7895	0.662
19.50	824.6	730.7	136.33	2.7436	0.680
20.00	835.2	741.3	136.36	2.7000	0.697
20.50	845.3	751.4	136.39	2.6585	0.715
21.00	854.8	760.9	136.41	2.6190	0.731
21.50	864.4	770.5	136.44	2.5814	0.747
22.00	873.5	779.6	136.46	2.5455	0.763
22.50	882.4	788.5	136.49	2.5111	0.779
23.00	891.0	797.1	136.52	2.4783	0.794
23.50	899.4	805.5	136.54	2.4468	0.809
24.00	907.4	813.5	136.56	2.4167	0.823
24.50	915.2	821.3	136.58	2.3878	0.838
25.00	922.8	828.9	136.61	2.3600	0.852
25.50	930.2	836.3	136.62	2.3333	0.865
26.00	937.4	843.5	136.66	2.3077	0.879
26.50	944.3	850.4	136.68	2.2830	0.892
27.00	951.1	857.2	136.70	2.2593	0.905
27.50	957.9	864.0	136.72	2.2364	0.917
28.00	964.2	870.3	136.75	2.2143	0.930
28.50	970.4	876.5	136.76	2.1930	0.942
29.00	976.5	882.6	136.79	2.1724	0.954
29.50	982.5	888.6	136.81	2.1525	0.965
30.00	988.3	894.4	136.82	2.1333	0.977
30.50	994.0	900.1	136.84	2.1148	0.988
31.00	999.4	905.5	136.86	2.0968	0.999
31.50	1004.9	911.0	136.89	2.0794	1.010
32.00	1010.0	916.1	136.91	2.0625	1.020
32.50	1015.4	921.4	136.93	2.0462	1.031
33.00	1020.3	926.4	136.94	2.0303	1.041
33.50	1025.3	931.4	136.96	2.0149	1.051
34.00	1030.0	936.1	136.98	2.0000	1.061
34.50	1034.7	940.8	137.00	1.9855	1.071
35.00	1039.4	945.5	137.03	1.9714	1.080
35.50	1043.7	949.8	137.04	1.9577	1.089

ALPINE SUBSURFACE ELECTRONICS PROBE INCREMENTS LISTING

TEST: Tk.11005 Quingue Adams K.C. #1-4 D.S.T.1 2-6-98

DATE: 02/07/36 TIME: 06:28:16

	Time	Pressure PSIg	delta P PSIg	Temp. DEG F	(T+dT)/dT	P^2/10^6
	36.00	1048.2	954.3	137.06	1.9444	1.099
	36.50	1052.6	958.7	137.07	1.9315	1.108
	37.00	1056.6	962.7	137.09	1.9189	1.116
	37.50	1060.9	967.0	137.11	1.9067	1.126
	38.00	1065.0	971.1	137.13	1.8947	1.134
	38.50	1069.1	975.2	137.14	1.8831	1.143
	39.00	1072.9	979.0	137.15	1.8718	1.151
	39.50	1076.8	982.9	137.16	1.8608	1.159
	40.00	1080.5	986.6	137.18	1.8500	1.167
	40.50	1084.2	990.3	137.19	1.8395	1.175
	41.00	1087.9	994.0	137.21	1.8293	1.184
	41.50	1091.5	997.6	137.21	1.8193	1.191
	42.00	1095.2	1001.3	137.23	1.8095	1.199
	42.50	1098.6	1004.7	137.24	1.8000	1.207
	43.00	1102.0	1008.1	137.26	1.7907	1.214
	43.50	1105.5	1011.6	137.26	1.7816	1.222
	44.00	1108.8	1014.9	137.28	1.7727	1.229
	44.50	1112.0	1018.0	137.29	1.7640	1.236
	45.00	1115.0	1021.1	137.30	1.7556	1.243
	45.50	1118.4	1024.5	137.31	1.7473	1.251
	46.00	1121.5	1027.6	137.31	1.7391	1.258
	46.50	1124.5	1030.5	137.32	1.7312	1.264
	47.00	1127.5	1033.6	137.34	1.7234	1.271
	47.50	1130.6	1036.7	137.34	1.7158	1.278
	48.00	1133.4	1039.4	137.35	1.7083	1.284
	48.50	1136.1	1042.2	137.36	1.7010	1.291
	49.00	1139.0	1045.1	137.37	1.6939	1.297
	49.50	1141.8	1047.9	137.37	1.6869	1.304
	50.00	1144.7	1050.8	137.38	1.6800	1.310
	50.50	1147.4	1053.5	137.40	1.6733	1.316
	51.00	1150.1	1056.1	137.40	1.6667	1.323
	51.50	1152.7	1058.7	137.41	1.6602	1.329
	52.00	1155.3	1061.4	137.41	1.6538	1.335
	52.50	1157.9	1064.0	137.41	1.6476	1.341
	53.00	1160.5	1066.6	137.43	1.6415	1.347
	53.50	1163.1	1069.2	137.44	1.6355	1.353
	54.00	1165.5	1071.6	137.45	1.6296	1.358
	54.50	1167.9	1074.0	137.46	1.6239	1.364
	55.00	1170.3	1076.4	137.46	1.6182	1.370
	55.50	1172.8	1078.9	137.46	1.6126	1.375
	56.00	1175.1	1081.2	137.47	1.6071	1.381
	56.50	1177.4	1083.5	137.47	1.6018	1.386
	57.00	1179.7	1085.8	137.49	1.5965	1.392
	57.50	1181.9	1088.0	137.49	1.5913	1.397
	58.00	1184.3	1090.4	137.50	1.5862	1.403
	58.50	1186.5	1092.6	137.51	1.5812	1.408
	59.00	1188.7	1094.8	137.51	1.5763	1.413
****** End Shut-in 2	59.50	1190.8	1096.9	137.51	1.5714	1.418
****** Final Hydro.	259.00	2910.0	0.0	137.43		

TRILOBITE TESTING L.L.C.

P.O. Box 362 • Hays, Kansas 67601

Test Ticket

№ 11005

Well Name & No. Adams KC1-4 Test No. DST 1 Date 2-6-98

Company Quinque Operating Company Zone Tested St. Louis

Address P.o. Box 2738 Liberal, Kans 67905 Elevation 2532 KB 2530 GL

Co. Rep / Geo. Michael Moore Cont. Beredco Inc #4 Est. Ft. of Pay ___ Por. ___ %

Location: Sec. 4 Twp. 35 S Rge. 30 W Co. Meade State Kans

No. of Copies 5 Distribution Sheet (Y, N) — Turnkey (Y, N) ~~N~~ Y Evaluation (Y, N) —

Interval Tested 6260 - 6286 Initial Str Wt./Lbs. 100,000 Unseated Str Wt./Lbs. 100,000

Anchor Length 26 Wt. Set Lbs. 25,000 Wt. Pulled Loose/Lbs. 110,000

Top Packer Depth 6255 Tool Weight 2,500

Bottom Packer Depth 6260 Hole Size — 7 7/8" — Rubber Size — 6 3/4" —

Total Depth 6286 Wt. Pipe Run — Drill Collar Run 623

Mud Wt. 9.1+ LCM 2# Vis. 48 WL 8.9 Drill Pipe Size 4½ XH Ft. Run 5663

Blow Description IF-off bottom of bucket in 1½ min.

FF-off bottom of bucket in 2 min.

Recovery — Total Feet 2046 GIP 1960. Ft. in DC 465 Ft. in DP 1395

Rec. 146	Feet Of gassy OCM	50 %gas	40 %oil	7 %water	3 %mud
Rec. ___	Feet Of ___	%gas	%oil	%water	%mud
Rec. ___	Feet Of ___	%gas	%oil	%water	%mud
Rec. ___	Feet Of ___	%gas	%oil	%water	%mud
Rec. ___	Feet Of ___	%gas	%oil	%water	%mud

BHT 137 °F Gravity — °API D@ — °F Corrected Gravity — °API

RW .20 @ 70 °F Chlorides 22,000 ppm Recovery Chlorides 1500 ppm System

(A) Initial Hydrostatic Mud	3053 PSI	Recorder No.	2357	T-Started	12:09
(B) First Initial Flow Pressure	48 PSI	(depth)	6262	T-Open	14:33
(C) First Final Flow Pressure	38 PSI	Recorder No.	1566	T-Pulled	16:38
(D) Initial Shut-in Pressure	1265 PSI	(depth)	6286	T-Out	19:00
(E) Second Initial Flow Pressure	36 PSI	Recorder No.	—		
(F) Second Final Flow Pressure	94 PSI	(depth)	—		
(G) Final Shut-in Pressure	1191 PSI	Initial Opening	5	Test	Conventional
(H) Final Hydrostatic Mud	2910 PSI	Initial Shut-in	30	Jars	✓
		Final Flow	30	Safety Joint	✓
		Final Shut-in	60	Straddle	
				Circ. Sub	
				Sampler	
				Extra Packer	
				Elect. Rec.	✓
				Other	

TRILOBITE TESTING L.L.C. SHALL NOT BE LIABLE FOR DAMAGE OF ANY KIND OF THE PROPERTY OR PERSONNEL OF THE ONE FOR WHOM A TEST IS MADE, OR FOR ANY LOSS SUFFERED OR SUSTAINED, DIRECTLY OR INDIRECTLY, THROUGH THE USE OF ITS EQUIPMENT, OR ITS STATEMENTS OR OPINION CONCERNING THE RESULTS OF ANY TEST. TOOLS LOST OR DAMAGED IN THE HOLE SHALL BE PAID FOR AT COST BY THE PARTY FOR WHOM THE TEST IS MADE.

Approved By [signature]

TRILOBITE TESTING L.L.C.

OPERATOR : Quinque Operating Co. DATE 2-9-98
WELL NAME: Adams K.C.1-4 KB 2532.00 ft TICKET NO: 11006 DST #2
LOCATION : 4-35S-30W Meade Co. GR 2520.00 ft FORMATION: Morrow&Chester
INTERVAL : 5725.00 To 5856.00 ft TD 6553.00 ft TEST TYPE: CONV.STRADDLE

RECORDER DATA

Mins		Field	1	2	3	4
PF 5	Rec.	1566	1566	2357	1051	
SI 45	Range(Psi)	4250.0	4250.0	4995.0	4300.0	0.0
SF 60	Clock(hrs)	12hr.	12hr.	elec.	12hr	
FS 120	Depth(ft)	5851.0	5851.0	5727.0	6550.0	0.0

TIME DATA----------
PF Fr. 0740 to 0745 hr
IS Fr. 0745 to 0830 hr
SF Fr. 0830 to 0930 hr
FS Fr. 0930 to 1130 hr

	Field	1	2	3	4
A. Init Hydro	0.0	0.0	2748.0	0.0	0.0
B. First Flow	0.0	0.0	275.0	0.0	0.0
B1. Final Flow	0.0	0.0	392.0	0.0	0.0
C. In Shut-in	0.0	0.0	1830.0	0.0	0.0
D. Init Flow	0.0	0.0	439.0	0.0	0.0
E. Final Flow	0.0	0.0	1290.0	0.0	0.0
F. Fl Shut-in	0.0	0.0	1828.0	0.0	0.0
G. Final Hydro	0.0	0.0	2614.0	0.0	0.0
Inside/Outside	O	O	i	s	

T STARTED 0441 hr
T ON BOTM 0740 hr
T OPEN 0740 hr
T PULLED 1130 hr
T OUT 1500 hr

RECOVERY
Tot Fluid 2833.00 ft of 0.00 ft in DC and 2833.00 ft in DP
1724.00 ft of gassy mud 4%gas 96%mud
1109.00 ft of watery mud 55%water 45%mud
0.00 ft of
0.00 ft of
0.00 ft of
0.00 ft of
0.00 ft of
0.00 ft of
SALINITY 61000.00 P.P.M. A.P.I. Gravity 0.00

TOOL DATA----------

Tool Wt.	58000.00 lbs
Wt Set On Packer	25000.00 lbs
Wt Pulled Loose	130000.00 lbs
Initial Str Wt	102000.00 lbs
Unseated Str Wt	112000.00 lbs
Bot Choke	0.75 in
Hole Size	7.80 in
D Col. ID	0.00 in
D. Pipe ID	3.80 in
D.C. Length	0.00 ft
D.P. Length	5698.00 ft

BLOW DESCRIPTION
Initial Flow:
Off bottom of bucket in 1 min.

Final Flow:
Off bottom of bucket in 2 min.

MUD DATA----------

Mud Type	Chem.
Weight	9.00 lb/c
Vis.	78.00 S/L
W.L.	8.90 in3
F.C.	0.00 in
Mud Drop	
Amt. of fill	0.00 ft
Btm. H. Temp.	135.00 F
Hole Condition	
% Porosity	0.00
Packer Size	6.75 in
No. of Packers	3
Cushion Amt.	0.00
Cushion Type	
Reversed Out	N
Tool Chased	N
Tester	Steve Eisenhour
Co. Rep.	Michael Moore
Contr.	Beredco
Rig #	4
Unit #	
Pump T.	

SAMPLES: Caraway Analytical L.L.C.
SENT TO:

Test Successful: Y

*** TOOL DIAGRAM *** CONV.STRADDLE

WELL NAME: Adams K.C.1-4

LOCATION : 4-35S-30W Meade Co.

TICKET No. 11006 D.S.T. No. 2 DATE 2-9-98

TOTAL TOOL TO BOTTOM OF TOP PACKERS 27

INTERVAL TOOL .....

BOTTOM PACKERS AND ANCHOR 38

TOTAL TOOL 65

DRILL COLLAR ANCHOR IN INTERVAL .....

D.C. ANCHOR STND.Stands7 Single Total 623tail

D.P. ANCHOR STND.Stands 1 Single 2 Total 93;62tl.

TOTAL ASSEMBLY 843

D.C. ABOVE TOOLS.Stands Single Total

D.P. ABOVE TOOLS.Stands61 Single 1 Total 5728

TOTAL DRILL COLLARS DRILL PIPE & TOOLS .. 6571

TOTAL DEPTH 6553

TOTAL DRILL PIPE ABOVE K.B. 18

REMARKS:
no fliud sampler run.

clock No. 1566 stop on this test.

The straddle recorder lookes like
it may have been plug in the collar.

gas surfaced in final shut-in

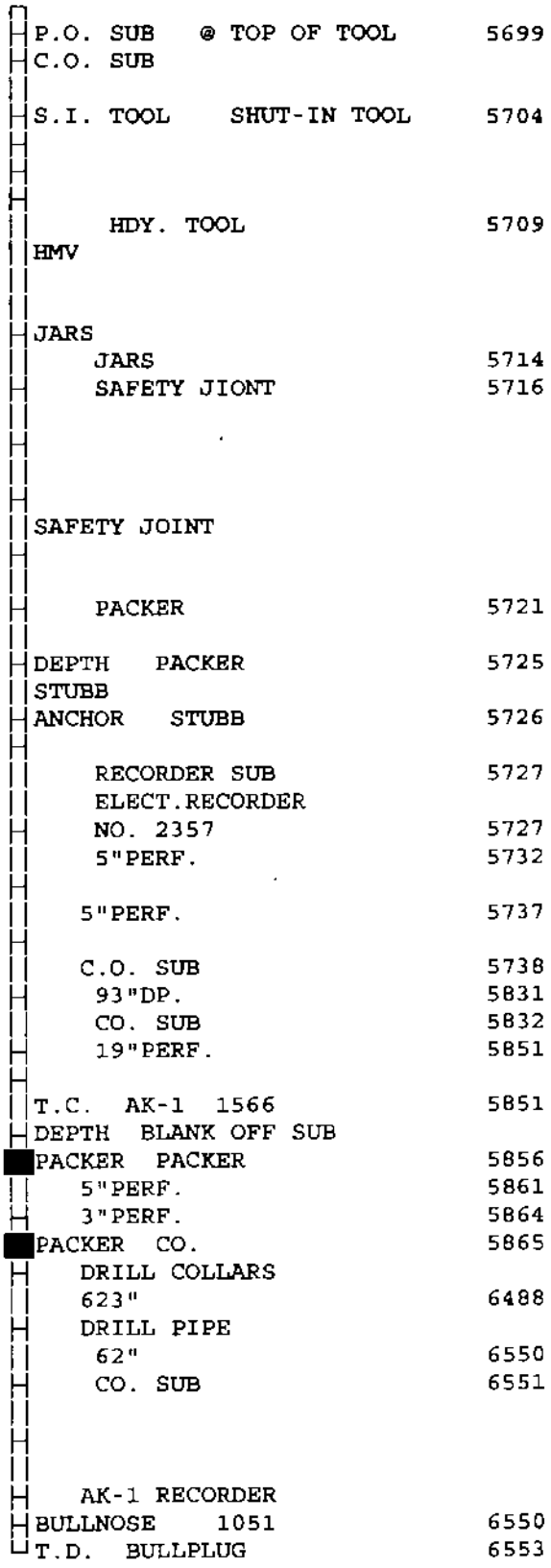

P^2 Horner Plot: shut-in #1

Tk. 11006 Quinque Operating Co. Adams K.C.#1-4 D.S.T.2

Slope: 1.6130 PSIg^2/10^6/cycle

Ext. Pressure: 1842.6096 PSIg

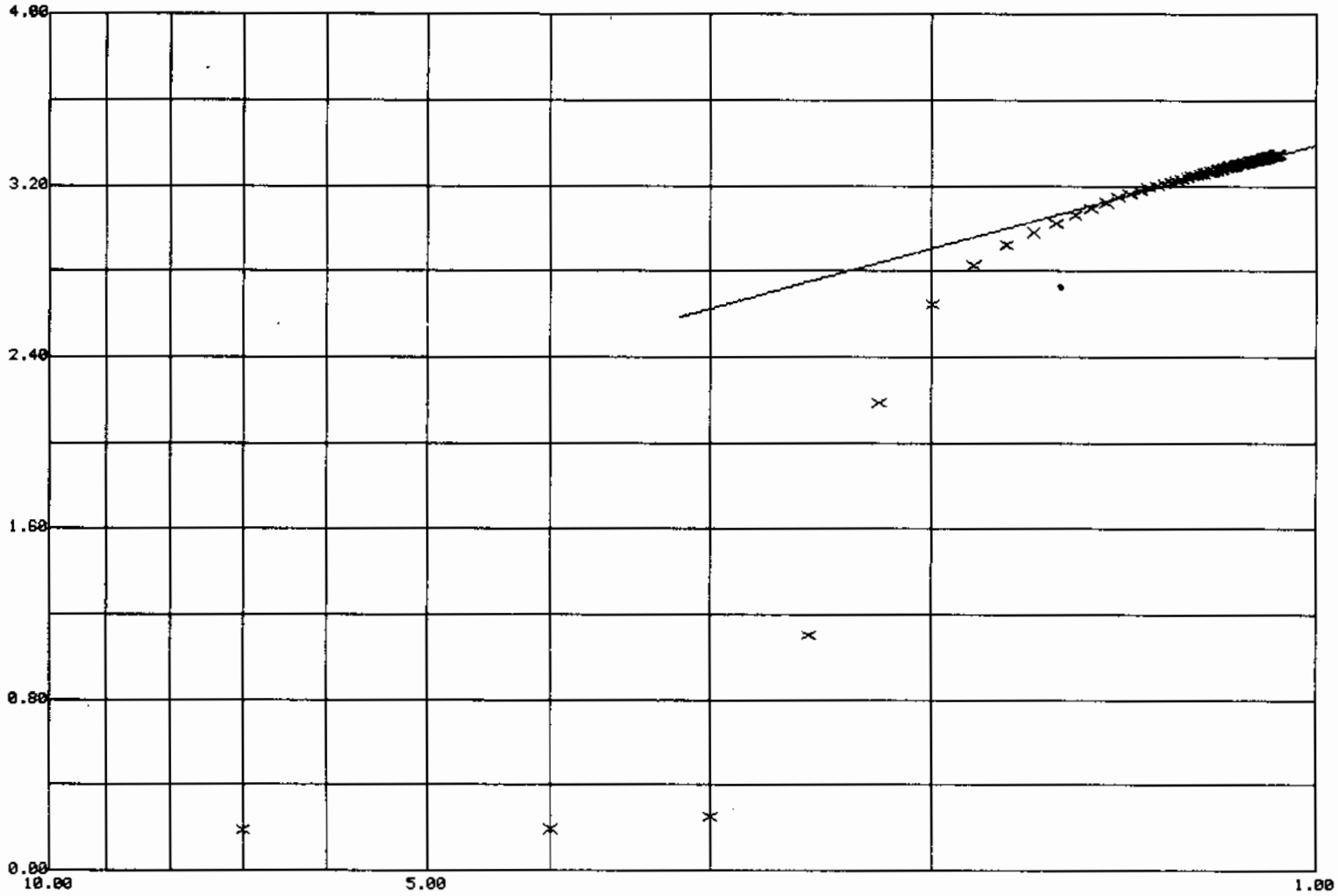

P^2 Horner Plot: shut-in #2

Tk. 11006 Quinque Operating Co. Adams K.C.#1-4 D.S.T.2

Slope: 0.1992 PSIg^2/10^6/cycle

Ext. Pressure: 1037.2112 PSIg

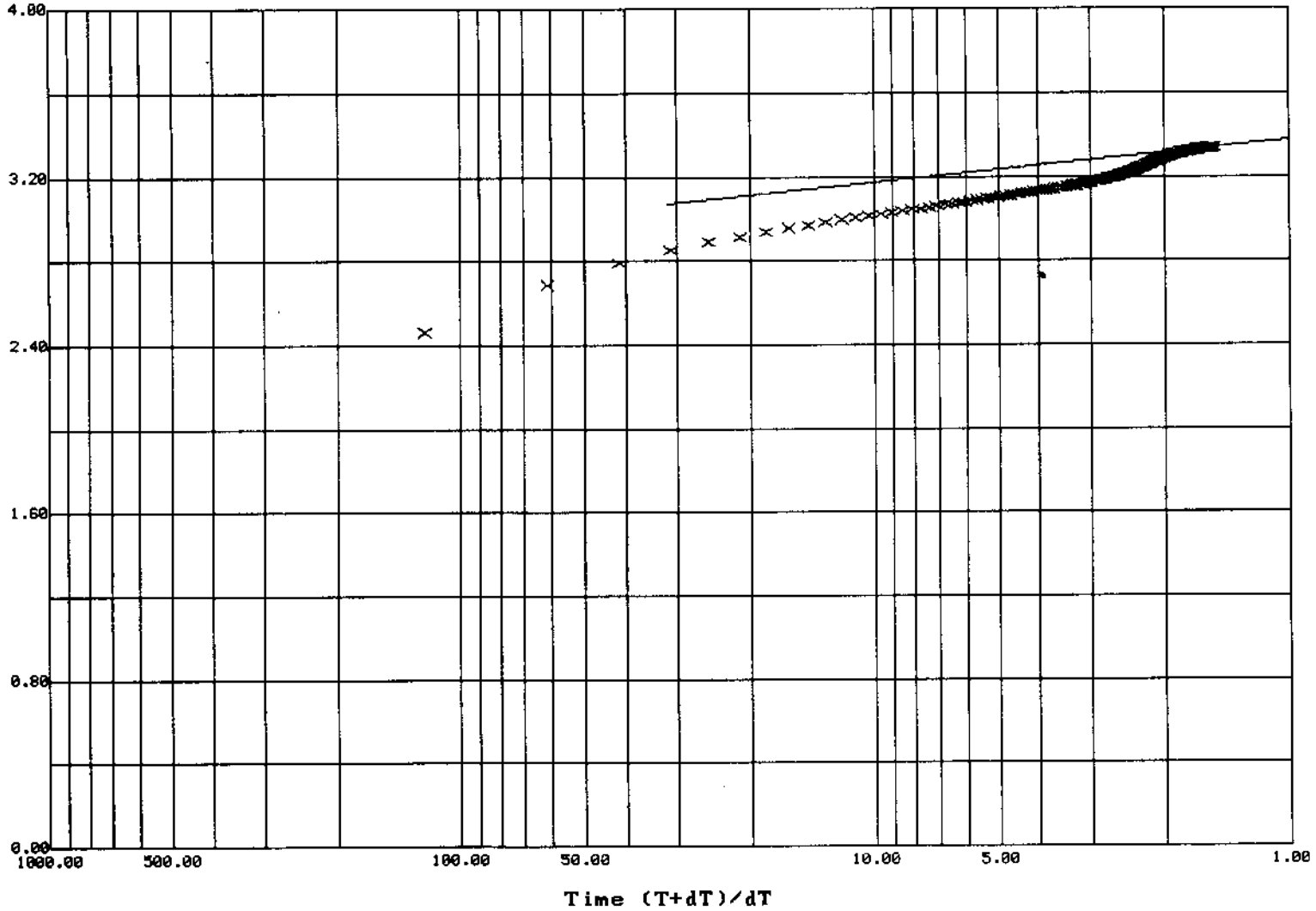

TEST HISTORY

Tk. 11006 Quinque Operating Co. Adams K.C.#1-4 D.S.T.2

Flag Points

	t(Min.)	P(PSIg)
A:	0.00	2748.04
B:	0.00	275.19
C:	3.00	392.02
D:	45.50	1830.45
E:	0.00	438.51
F:	57.50	1209.63
G:	119.00	1827.52
Q:	0.00	2613.76

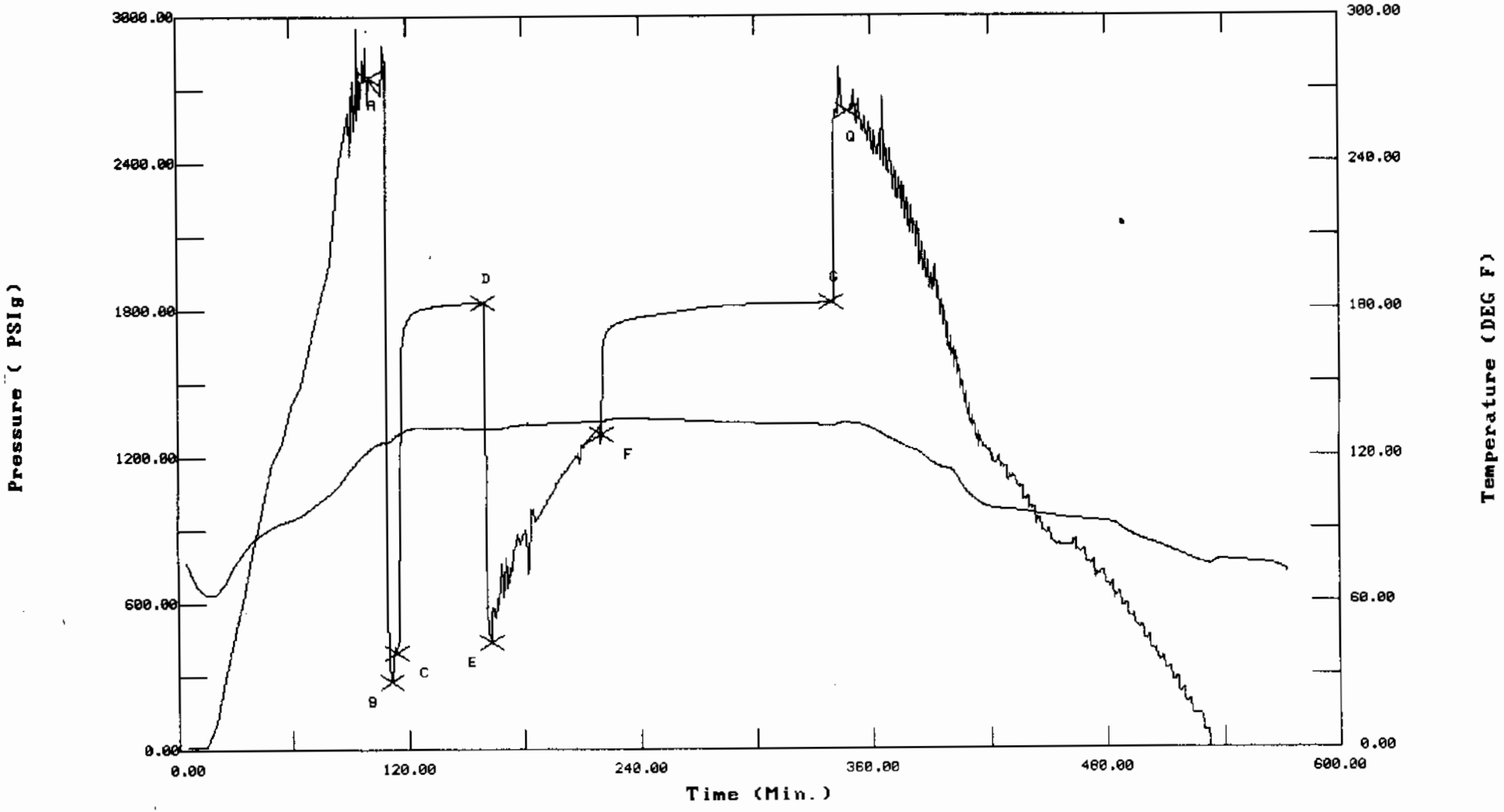

CHART PAGE



This is a photocopy of the actual AK-1 recorder chart

ALPINE SUBSURFACE ELECTRONICS PROBE INCREMENTS LISTING

TEST: Tk. 11006 Quinque Operating Co. Adams K.C.#1-4 D.S.T.2

DATE: 02/12/36 TIME: 02:30:06

	Time	Pressure PSIg	delta P PSIg	Temp. DEG F	(T+dT)/dT	P^2/10^6
****** Initial Hydro.	101.00	2748.0	0.0	123.37		
****** Start Flow 1	0.00	275.2	0.0	126.50		
	0.50	289.5	14.3	126.83		
	1.00	343.8	68.7	127.19		
	1.50	355.8	80.7	127.57		
	2.00	418.3	143.1	127.95		
	2.50	392.0	116.8	128.31		
****** End Flow 1	3.00	392.0	116.8	128.63		
****** Start Shutin 1	0.00	392.0	0.0	128.63	0.0000	0.154
	0.50	438.9	46.8	128.92	7.0000	0.193
	1.00	439.6	47.6	129.19	4.0000	0.193
	1.50	500.7	108.7	129.45	3.0000	0.251
	2.00	1051.5	659.5	129.72	2.5000	1.106
	2.50	1478.5	1086.5	129.97	2.2000	2.186
	3.00	1626.4	1234.4	130.21	2.0000	2.645
	3.50	1681.2	1289.2	130.42	1.8571	2.827
	4.00	1708.9	1316.9	130.62	1.7500	2.920
	4.50	1726.6	1334.6	130.73	1.6667	2.981
	5.00	1739.1	1347.1	130.96	1.6000	3.025
	5.50	1749.4	1357.4	131.10	1.5455	3.060
	6.00	1758.4	1366.3	131.23	1.5000	3.092
	6.50	1766.6	1374.6	131.35	1.4615	3.121
	7.00	1773.4	1381.4	131.45	1.4286	3.145
	7.50	1778.8	1386.7	131.54	1.4000	3.164
	8.00	1782.8	1390.8	131.61	1.3750	3.178
	8.50	1786.4	1394.4	131.68	1.3529	3.191
	9.00	1789.2	1397.1	131.74	1.3333	3.201
	9.50	1791.8	1399.7	131.79	1.3158	3.210
	10.00	1794.1	1402.1	131.84	1.3000	3.219
	10.50	1796.1	1404.1	131.88	1.2857	3.226
	11.00	1798.1	1406.1	131.92	1.2727	3.233
	11.50	1800.1	1408.1	131.94	1.2609	3.240
	12.00	1801.5	1409.5	131.96	1.2500	3.245
	12.50	1803.1	1411.1	132.00	1.2400	3.251
	13.00	1804.3	1412.3	132.00	1.2308	3.255
	13.50	1805.6	1413.6	132.01	1.2222	3.260
	14.00	1806.8	1414.8	132.03	1.2143	3.264
	14.50	1807.8	1415.8	132.03	1.2069	3.268
	15.00	1808.9	1416.9	132.03	1.2000	3.272
	15.50	1810.0	1418.0	132.04	1.1935	3.276
	16.00	1810.7	1418.7	132.04	1.1875	3.279
	16.50	1811.6	1419.6	132.04	1.1818	3.282
	17.00	1812.6	1420.6	132.03	1.1765	3.285
	17.50	1813.3	1421.2	132.04	1.1714	3.288
	18.00	1814.1	1422.1	132.03	1.1667	3.291
	18.50	1814.8	1422.7	132.03	1.1622	3.293
	19.00	1815.4	1423.4	132.02	1.1579	3.296
	19.50	1816.2	1424.2	132.01	1.1538	3.299
	20.00	1816.8	1424.8	132.00	1.1500	3.301
	20.50	1817.4	1425.3	132.00	1.1463	3.303
	21.00	1818.0	1425.9	131.99	1.1429	3.305

ALPINE SUBSURFACE ELECTRONICS PROBE INCREMENTS LISTING
TEST: Tk. 11006 Quinque Operating Co. Adams K.C.#1-4 D.S.T.2
DATE: 02/12/36 TIME: 02:30:06

	Time	Pressure PSIg	delta P PSIg	Temp. DEG F	(T+dT)/dT	P^2/10^6
	21.50	1818.5	1426.4	131.97	1.1395	3.307
	22.00	1818.9	1426.9	131.96	1.1364	3.308
	22.50	1819.5	1427.4	131.95	1.1333	3.310
	23.00	1820.1	1428.0	131.95	1.1304	3.313
	23.50	1820.3	1428.3	131.93	1.1277	3.313
	24.00	1820.9	1428.9	131.92	1.1250	3.316
	24.50	1821.2	1429.2	131.92	1.1224	3.317
	25.00	1821.2	1429.2	131.90	1.1200	3.317
	25.50	1821.7	1429.7	131.88	1.1176	3.319
	26.00	1821.8	1429.8	131.87	1.1154	3.319
	26.50	1822.2	1430.2	131.85	1.1132	3.321
	27.00	1822.6	1430.5	131.83	1.1111	3.322
	27.50	1823.0	1431.0	131.82	1.1091	3.323
	28.00	1823.2	1431.2	131.81	1.1071	3.324
	28.50	1823.5	1431.5	131.80	1.1053	3.325
	29.00	1823.8	1431.8	131.78	1.1034	3.326
	29.50	1824.2	1432.1	131.77	1.1017	3.328
	30.00	1824.4	1432.4	131.76	1.1000	3.328
	30.50	1824.8	1432.8	131.74	1.0984	3.330
	31.00	1824.9	1432.9	131.73	1.0968	3.330
	31.50	1825.3	1433.2	131.72	1.0952	3.332
	32.00	1825.6	1433.6	131.71	1.0938	3.333
	32.50	1825.9	1433.9	131.69	1.0923	3.334
	33.00	1826.3	1434.3	131.68	1.0909	3.336
	33.50	1826.5	1434.5	131.67	1.0896	3.336
	34.00	1826.8	1434.7	131.66	1.0882	3.337
	34.50	1827.2	1435.2	131.64	1.0870	3.339
	35.00	1827.4	1435.3	131.63	1.0857	3.339
	35.50	1827.5	1435.5	131.62	1.0845	3.340
	36.00	1828.1	1436.1	131.60	1.0833	3.342
	36.50	1828.2	1436.2	131.59	1.0822	3.342
	37.00	1828.3	1436.3	131.59	1.0811	3.343
	37.50	1828.3	1436.3	131.57	1.0800	3.343
	38.00	1828.3	1436.3	131.56	1.0789	3.343
	38.50	1828.4	1436.4	131.55	1.0779	3.343
	39.00	1828.4	1436.4	131.54	1.0769	3.343
	39.50	1828.5	1436.5	131.52	1.0759	3.344
	40.00	1828.8	1436.8	131.51	1.0750	3.344
	40.50	1828.9	1436.9	131.50	1.0741	3.345
	41.00	1829.3	1437.3	131.48	1.0732	3.346
	41.50	1829.3	1437.3	131.48	1.0723	3.346
	42.00	1829.4	1437.3	131.47	1.0714	3.347
	42.50	1829.6	1437.6	131.45	1.0706	3.348
	43.00	1829.8	1437.8	131.44	1.0698	3.348
	43.50	1829.9	1437.9	131.44	1.0690	3.349
	44.00	1829.9	1437.9	131.42	1.0682	3.349
	44.50	1830.0	1438.0	131.41	1.0674	3.349
	45.00	1830.4	1438.4	131.40	1.0667	3.351
****** End Shut-in 1	45.50	1830.4	1438.4	131.39	1.0659	3.351
****** Start Flow 2	0.00	438.5	0.0	131.27		
	0.50	551.2	112.7	131.27		

ALPINE SUBSURFACE ELECTRONICS PROBE INCREMENTS LISTING
TEST: Tk. 11006 Quinque Operating Co. Adams K.C.#1-4 D.S.T.2
DATE: 02/12/36 TIME: 02:30:06

Time	Pressure PSIg	delta P PSIg	Temp. DEG F	(T+dT)/dT	P^2/10^6
1.00	581.6	143.1	131.26		
1.50	576.8	138.3	131.27		
2.00	551.0	112.5	131.29		
2.50	539.8	101.3	131.32		
3.00	594.7	156.2	131.32		
3.50	615.3	176.8	131.37		
4.00	591.5	153.0	131.42		
4.50	687.1	248.6	131.48		
5.00	657.1	218.6	131.52		
5.50	758.2	319.7	131.57		
6.00	670.7	232.2	131.62		
6.50	624.5	186.0	131.69		
7.00	681.0	242.5	131.79		
7.50	673.7	235.2	131.90		
8.00	787.2	348.6	132.02		
8.50	659.6	221.1	132.09		
9.00	749.9	311.4	132.13		
9.50	683.6	245.1	132.19		
10.00	742.1	303.6	132.25		
10.50	720.3	281.8	132.31		
11.00	741.7	303.2	132.36		
11.50	803.8	365.3	132.39		
12.00	816.6	378.1	132.40		
12.50	827.4	388.8	132.45		
13.00	830.0	391.4	132.50		
13.50	835.9	397.4	132.58		
14.00	882.3	443.8	132.65		
14.50	852.2	413.7	132.74		
15.00	857.6	419.1	132.83		
15.50	838.1	399.6	132.92		
16.00	867.2	428.7	133.01		
16.50	876.1	437.6	133.09		
17.00	883.2	444.7	133.16		
17.50	890.3	451.8	133.23		
18.00	896.9	458.4	133.29		
18.50	876.3	437.8	133.35		
19.00	783.8	345.3	133.40		
19.50	717.1	278.6	133.45		
20.00	749.8	311.3	133.36		
20.50	954.9	516.4	133.24		
21.00	981.6	543.1	133.12		
21.50	975.1	536.6	133.02		
22.00	984.5	546.0	132.95		
22.50	981.1	542.6	132.90		
23.00	934.9	496.3	132.88		
23.50	936.5	497.9	132.88		
24.00	941.2	502.7	132.90		
24.50	945.5	507.0	132.93		
25.00	951.4	512.9	132.97		
25.50	957.8	519.3	133.01		
26.00	963.4	524.9	133.07		

ALPINE SUBSURFACE ELECTRONICS PROBE INCREMENTS LISTING

TEST: Tk. 11006 Quinque Operating Co. Adams K.C.#1-4 D.S.T.2

DATE: 02/12/36 TIME: 02:30:06

Time	Pressure PSIg	delta P PSIg	Temp. DEG F	(T+dT)/dT	P^2/10^6
26.50	973.1	534.5	133.13		
27.00	982.9	544.4	133.18		
27.50	989.0	550.5	133.23		
28.00	997.9	559.4	133.27		
28.50	1003.0	564.5	133.32		
29.00	1010.1	571.5	133.37		
29.50	1018.8	580.3	133.40		
30.00	1024.6	586.1	133.45		
30.50	1031.9	593.4	133.48		
31.00	1037.8	599.2	133.51		
31.50	1043.6	605.0	133.53		
32.00	1050.3	611.7	133.57		
32.50	1057.6	619.1	133.59		
33.00	1068.2	629.7	133.61		
33.50	1074.9	636.3	133.62		
34.00	1088.6	650.1	133.65		
34.50	1094.0	655.5	133.66		
35.00	1099.8	661.3	133.67		
35.50	1105.6	667.1	133.68		
36.00	1110.8	672.3	133.68		
36.50	1119.4	680.9	133.70		
37.00	1124.3	685.8	133.65		
37.50	1129.2	690.7	133.69		
38.00	1134.3	695.8	133.68		
38.50	1138.0	699.5	133.68		
39.00	1141.3	702.8	133.67		
39.50	1146.1	707.6	133.67		
40.00	1151.1	712.5	133.68		
40.50	1156.9	718.3	133.69		
41.00	1163.2	724.7	133.70		
41.50	1167.4	728.9	133.70		
42.00	1173.9	735.4	133.73		
42.50	1178.6	740.1	133.76		
43.00	1189.3	750.8	133.77		
43.50	1194.3	755.8	133.81		
44.00	1198.2	759.7	133.84		
44.50	1202.0	763.5	133.87		
45.00	1207.6	769.1	133.90		
45.50	1212.2	773.7	133.93		
46.00	1170.7	732.2	133.96		
46.50	1199.2	760.6	133.98		
47.00	1249.3	810.7	134.01		
47.50	1240.1	801.6	134.04		
48.00	1237.6	799.1	134.06		
48.50	1246.0	807.5	134.07		
49.00	1250.6	812.1	134.08		
49.50	1255.9	817.4	134.09		
50.00	1262.9	824.3	134.10		
50.50	1267.6	829.0	134.11		
51.00	1271.9	833.4	134.13		
51.50	1277.2	838.7	134.14		

ALPINE SUBSURFACE ELECTRONICS PROBE INCREMENTS LISTING
TEST: Tk. 11006 Quinque Operating Co. Adams K.C.#1-4 D.S.T.2
DATE: 02/12/36 TIME: 02:30:06

	Time	Pressure PSIg	delta P PSIg	Temp. DEG F	(T+dT)/dT	P^2/10^6
	52.00	1281.0	842.5	134.16		
	52.50	1285.8	847.3	134.18		
	53.00	1292.0	853.5	134.21		
	53.50	1296.9	858.4	134.23		
	54.00	1300.5	861.9	134.25		
	54.50	1304.1	865.6	134.28		
	55.00	1308.3	869.8	134.30		
	55.50	1312.5	874.0	134.32		
	56.00	1317.6	879.1	134.35		
	56.50	1322.7	884.2	134.39		
	57.00	1254.0	815.5	134.40		
****** End Flow 2	57.50	1289.6	851.1	134.44		
****** Start Shutin 2	0.00	1289.6	0.0	134.44	0.0000	1.663
	0.50	1569.3	279.6	134.48	122.0000	2.463
	1.00	1639.2	349.6	134.52	61.5000	2.687
	1.50	1671.2	381.6	134.58	41.3333	2.793
	2.00	1688.9	399.2	134.63	31.2500	2.852
	2.50	1700.4	410.7	134.69	25.2000	2.891
	3.00	1708.4	418.8	134.78	21.1667	2.919
	3.50	1714.8	425.2	134.85	18.2857	2.941
	4.00	1719.8	430.2	134.94	16.1250	2.958
	4.50	1724.2	434.6	135.01	14.4444	2.973
	5.00	1727.9	438.3	135.09	13.1000	2.986
	5.50	1731.1	441.5	135.18	12.0000	2.997
	6.00	1733.9	444.3	135.25	11.0833	3.007
	6.50	1736.7	447.1	135.32	10.3077	3.016
	7.00	1739.0	449.3	135.37	9.6429	3.024
	7.50	1741.0	451.4	135.43	9.0667	3.031
	8.00	1743.1	453.5	135.49	8.5625	3.038
	8.50	1744.9	455.2	135.52	8.1176	3.045
	9.00	1746.5	456.9	135.56	7.7222	3.050
	9.50	1748.3	458.7	135.59	7.3684	3.057
	10.00	1750.0	460.3	135.61	7.0500	3.062
	10.50	1751.4	461.8	135.63	6.7619	3.067
	11.00	1752.8	463.2	135.63	6.5000	3.072
	11.50	1754.3	464.6	135.64	6.2609	3.077
	12.00	1755.3	465.7	135.64	6.0417	3.081
	12.50	1756.7	467.1	135.64	5.8400	3.086
	13.00	1757.9	468.2	135.63	5.6538	3.090
	13.50	1758.9	469.2	135.63	5.4815	3.094
	14.00	1760.0	470.4	135.62	5.3214	3.098
	14.50	1760.7	471.1	135.60	5.1724	3.100
	15.00	1761.9	472.3	135.58	5.0333	3.104
	15.50	1762.6	473.0	135.56	4.9032	3.107
	16.00	1763.5	473.9	135.54	4.7812	3.110
	16.50	1764.4	474.8	135.52	4.6667	3.113
	17.00	1765.2	475.5	135.51	4.5588	3.116
	17.50	1766.1	476.5	135.48	4.4571	3.119
	18.00	1766.9	477.3	135.46	4.3611	3.122
	18.50	1767.6	478.0	135.45	4.2703	3.124
	19.00	1768.4	478.7	135.44	4.1842	3.127

ALPINE SUBSURFACE ELECTRONICS PROBE INCREMENTS LISTING
TEST: Tk. 11006 Quinque Operating Co. Adams K.C.#1-4 D.S.T.2
DATE: 02/12/36 TIME: 02:30:06

Time	Pressure PSIg	delta P PSIg	Temp. DEG F	(T+dT)/dT	P^2/10^6
19.50	1769.0	479.4	135.41	4.1026	3.129
20.00	1769.5	479.9	135.39	4.0250	3.131
20.50	1770.4	480.7	135.38	3.9512	3.134
21.00	1771.1	481.5	135.36	3.8810	3.137
21.50	1771.6	482.0	135.34	3.8140	3.139
22.00	1772.4	482.8	135.32	3.7500	3.141
22.50	1772.7	483.1	135.30	3.6889	3.143
23.00	1773.4	483.8	135.29	3.6304	3.145
23.50	1774.0	484.3	135.27	3.5745	3.147
24.00	1774.5	484.9	135.25	3.5208	3.149
24.50	1775.1	485.5	135.23	3.4694	3.151
25.00	1775.7	486.1	135.23	3.4200	3.153
25.50	1776.2	486.6	135.20	3.3725	3.155
26.00	1776.7	487.0	135.19	3.3269	3.157
26.50	1777.4	487.8	135.18	3.2830	3.159
27.00	1777.7	488.0	135.17	3.2407	3.160
27.50	1778.3	488.6	135.17	3.2000	3.162
28.00	1778.8	489.1	135.16	3.1607	3.164
28.50	1779.4	489.8	135.15	3.1228	3.166
29.00	1780.0	490.4	135.15	3.0862	3.168
29.50	1780.4	490.7	135.16	3.0508	3.170
30.00	1781.0	491.4	135.14	3.0167	3.172
30.50	1781.5	491.9	135.12	2.9836	3.174
31.00	1782.3	492.7	135.11	2.9516	3.177
31.50	1782.8	493.2	135.11	2.9206	3.178
32.00	1783.3	493.7	135.09	2.8906	3.180
32.50	1783.7	494.1	135.08	2.8615	3.182
33.00	1784.3	494.7	135.07	2.8333	3.184
33.50	1784.8	495.2	135.05	2.8060	3.186
34.00	1785.3	495.7	135.03	2.7794	3.187
34.50	1785.9	496.3	135.01	2.7536	3.189
35.00	1786.4	496.8	134.99	2.7286	3.191
35.50	1786.9	497.3	134.97	2.7042	3.193
36.00	1787.4	497.8	134.94	2.6806	3.195
36.50	1788.0	498.4	134.92	2.6575	3.197
37.00	1788.4	498.8	134.90	2.6351	3.198
37.50	1789.0	499.4	134.87	2.6133	3.201
38.00	1789.6	500.0	134.86	2.5921	3.203
38.50	1790.1	500.5	134.83	2.5714	3.204
39.00	1790.8	501.1	134.81	2.5513	3.207
39.50	1791.2	501.6	134.78	2.5316	3.208
40.00	1791.8	502.1	134.76	2.5125	3.210
40.50	1792.4	502.7	134.74	2.4938	3.213
41.00	1793.0	503.4	134.72	2.4756	3.215
41.50	1793.7	504.1	134.70	2.4578	3.217
42.00	1794.2	504.6	134.67	2.4405	3.219
42.50	1795.0	505.3	134.65	2.4235	3.222
43.00	1795.5	505.9	134.62	2.4070	3.224
43.50	1796.2	506.6	134.61	2.3908	3.226
44.00	1796.7	507.1	134.59	2.3750	3.228
44.50	1797.1	507.5	134.56	2.3596	3.230

ALPINE SUBSURFACE ELECTRONICS PROBE INCREMENTS LISTING

TEST: Tk. 11006 Quinque Operating Co. Adams K.C.#1-4 D.S.T.2

DATE: 02/12/36 TIME: 02:30:06

Time	Pressure PSIg	delta P PSIg	Temp. DEG F	(T+dT)/dT	P^2/10^6
45.00	1797.7	508.1	134.53	2.3444	3.232
45.50	1798.3	508.7	134.51	2.3297	3.234
46.00	1799.0	509.4	134.49	2.3152	3.236
46.50	1799.5	509.9	134.48	2.3011	3.238
47.00	1800.1	510.4	134.46	2.2872	3.240
47.50	1800.7	511.0	134.43	2.2737	3.242
48.00	1801.2	511.5	134.41	2.2604	3.244
48.50	1801.7	512.0	134.39	2.2474	3.246
49.00	1802.6	513.0	134.37	2.2347	3.249
49.50	1803.3	513.6	134.35	2.2222	3.252
50.00	1803.8	514.1	134.34	2.2100	3.254
50.50	1804.4	514.7	134.32	2.1980	3.256
51.00	1804.8	515.1	134.28	2.1863	3.257
51.50	1805.3	515.7	134.27	2.1748	3.259
52.00	1805.8	516.2	134.25	2.1635	3.261
52.50	1806.4	516.7	134.24	2.1524	3.263
53.00	1807.0	517.4	134.22	2.1415	3.265
53.50	1807.5	517.8	134.20	2.1308	3.267
54.00	1808.1	518.5	134.18	2.1204	3.269
54.50	1808.6	519.0	134.17	2.1101	3.271
55.00	1809.2	519.6	134.15	2.1000	3.273
55.50	1809.6	520.0	134.14	2.0901	3.275
56.00	1810.1	520.5	134.12	2.0804	3.277
56.50	1810.7	521.1	134.10	2.0708	3.279
57.00	1811.2	521.5	134.08	2.0614	3.280
57.50	1811.6	521.9	134.07	2.0522	3.282
58.00	1812.1	522.5	134.04	2.0431	3.284
58.50	1812.5	522.9	134.03	2.0342	3.285
59.00	1812.9	523.3	134.02	2.0254	3.287
59.50	1813.5	523.9	134.00	2.0168	3.289
60.00	1813.6	524.0	133.99	2.0083	3.289
60.50	1814.0	524.4	133.97	2.0000	3.291
61.00	1814.3	524.6	133.96	1.9918	3.292
61.50	1814.7	525.1	133.94	1.9837	3.293
62.00	1814.8	525.1	133.92	1.9758	3.293
62.50	1815.0	525.4	133.91	1.9680	3.294
63.00	1815.4	525.7	133.89	1.9603	3.295
63.50	1815.6	526.0	133.88	1.9528	3.296
64.00	1815.9	526.3	133.87	1.9453	3.298
64.50	1816.4	526.7	133.85	1.9380	3.299
65.00	1816.6	527.0	133.84	1.9308	3.300
65.50	1816.9	527.2	133.82	1.9237	3.301
66.00	1817.1	527.5	133.80	1.9167	3.302
66.50	1817.4	527.7	133.79	1.9098	3.303
67.00	1817.7	528.1	133.78	1.9030	3.304
67.50	1817.9	528.2	133.77	1.8963	3.305
68.00	1818.2	528.6	133.75	1.8897	3.306
68.50	1818.4	528.7	133.74	1.8832	3.306
69.00	1818.5	528.9	133.72	1.8768	3.307
69.50	1818.7	529.1	133.71	1.8705	3.308
70.00	1819.0	529.4	133.69	1.8643	3.309

ALPINE SUBSURFACE ELECTRONICS PROBE INCREMENTS LISTING
TEST: Tk. 11006 Quinque Operating Co. Adams K.C.#1-4 D.S.T.2
DATE: 02/12/36 TIME: 02:30:06

Time	Pressure PSIg	delta P PSIg	Temp. DEG F	(T+dT)/dT	P^2/10^6
70.50	1819.4	529.8	133.68	1.8582	3.310
71.00	1819.5	529.9	133.66	1.8521	3.311
71.50	1819.8	530.2	133.65	1.8462	3.312
72.00	1819.9	530.3	133.63	1.8403	3.312
72.50	1820.1	530.5	133.62	1.8345	3.313
73.00	1820.4	530.8	133.60	1.8288	3.314
73.50	1820.6	531.0	133.59	1.8231	3.315
74.00	1820.8	531.2	133.58	1.8176	3.315
74.50	1820.9	531.3	133.56	1.8121	3.316
75.00	1821.2	531.6	133.55	1.8067	3.317
75.50	1821.4	531.8	133.54	1.8013	3.317
76.00	1821.5	531.9	133.53	1.7961	3.318
76.50	1821.6	531.9	133.52	1.7908	3.318
77.00	1821.6	531.9	133.50	1.7857	3.318
77.50	1821.6	532.0	133.49	1.7806	3.318
78.00	1821.7	532.1	133.48	1.7756	3.319
78.50	1822.1	532.4	133.47	1.7707	3.320
79.00	1822.1	532.5	133.46	1.7658	3.320
79.50	1822.2	532.6	133.44	1.7610	3.321
80.00	1822.4	532.8	133.43	1.7563	3.321
80.50	1822.4	532.8	133.42	1.7516	3.321
81.00	1822.7	533.1	133.41	1.7469	3.322
81.50	1822.8	533.2	133.39	1.7423	3.323
82.00	1822.8	533.2	133.38	1.7378	3.323
82.50	1822.9	533.3	133.38	1.7333	3.323
83.00	1823.1	533.4	133.35	1.7289	3.324
83.50	1823.2	533.5	133.33	1.7246	3.324
84.00	1823.2	533.6	133.33	1.7202	3.324
84.50	1823.5	533.9	133.31	1.7160	3.325
85.00	1823.5	533.9	133.31	1.7118	3.325
85.50	1823.7	534.1	133.29	1.7076	3.326
86.00	1823.7	534.1	133.28	1.7035	3.326
86.50	1823.9	534.3	133.27	1.6994	3.327
87.00	1823.9	534.3	133.26	1.6954	3.327
87.50	1823.9	534.3	133.25	1.6914	3.327
88.00	1824.2	534.5	133.24	1.6875	3.328
88.50	1824.2	534.5	133.23	1.6836	3.328
89.00	1824.2	534.6	133.21	1.6798	3.328
89.50	1824.3	534.7	133.20	1.6760	3.328
90.00	1824.5	534.9	133.19	1.6722	3.329
90.50	1824.6	535.0	133.19	1.6685	3.329
91.00	1824.7	535.0	133.17	1.6648	3.329
91.50	1824.7	535.0	133.16	1.6612	3.329
92.00	1824.8	535.2	133.15	1.6576	3.330
92.50	1824.9	535.3	133.14	1.6541	3.330
93.00	1825.1	535.5	133.14	1.6505	3.331
93.50	1825.1	535.5	133.12	1.6471	3.331
94.00	1825.3	535.7	133.11	1.6436	3.332
94.50	1825.3	535.7	133.11	1.6402	3.332
95.00	1825.2	535.6	133.10	1.6368	3.332
95.50	1825.4	535.8	133.09	1.6335	3.332

ALPINE SUBSURFACE ELECTRONICS PROBE INCREMENTS LISTING
TEST: Tk. 11006 Quinque Operating Co. Adams K.C.#1-4 D.S.T.2
DATE: 02/12/36 TIME: 02:30:06

	Time	Pressure PSIg	delta P PSIg	Temp. DEG F	(T+dT)/dT	P^2/10^6
	96.00	1825.6	536.0	133.08	1.6302	3.333
	96.50	1825.6	536.0	133.07	1.6269	3.333
	97.00	1825.6	536.0	133.06	1.6237	3.333
	97.50	1825.6	536.0	133.05	1.6205	3.333
	98.00	1825.6	536.0	133.04	1.6173	3.333
	98.50	1825.7	536.1	133.03	1.6142	3.333
	99.00	1825.8	536.2	133.02	1.6111	3.334
	99.50	1825.8	536.2	133.02	1.6080	3.334
	100.00	1826.0	536.4	133.01	1.6050	3.334
	100.50	1826.1	536.5	133.00	1.6020	3.335
	101.00	1826.2	536.6	132.99	1.5990	3.335
	101.50	1826.1	536.5	132.98	1.5961	3.335
	102.00	1826.0	536.4	132.98	1.5931	3.334
	102.50	1826.2	536.5	132.96	1.5902	3.335
	103.00	1826.2	536.5	132.96	1.5874	3.335
	103.50	1826.3	536.6	132.95	1.5845	3.335
	104.00	1826.4	536.8	132.95	1.5817	3.336
	104.50	1826.4	536.8	132.93	1.5789	3.336
	105.00	1826.4	536.8	132.93	1.5762	3.336
	105.50	1826.5	536.9	132.92	1.5735	3.336
	106.00	1826.6	537.0	132.92	1.5708	3.336
	106.50	1826.6	537.0	132.91	1.5681	3.336
	107.00	1826.6	537.0	132.90	1.5654	3.336
	107.50	1826.7	537.0	132.90	1.5628	3.337
	108.00	1826.7	537.0	132.89	1.5602	3.337
	108.50	1826.8	537.1	132.88	1.5576	3.337
	109.00	1826.8	537.1	132.87	1.5550	3.337
	109.50	1826.8	537.1	132.87	1.5525	3.337
	110.00	1826.9	537.3	132.86	1.5500	3.338
	110.50	1827.0	537.4	132.85	1.5475	3.338
	111.00	1826.8	537.2	132.85	1.5450	3.337
	111.50	1826.9	537.3	132.85	1.5426	3.338
	112.00	1826.9	537.3	132.83	1.5402	3.338
	112.50	1827.0	537.4	132.82	1.5378	3.338
	113.00	1827.1	537.5	132.82	1.5354	3.338
	113.50	1827.1	537.5	132.81	1.5330	3.338
	114.00	1827.1	537.5	132.80	1.5307	3.338
	114.50	1827.4	537.8	132.80	1.5284	3.339
	115.00	1827.3	537.7	132.78	1.5261	3.339
	115.50	1827.3	537.7	132.79	1.5238	3.339
	116.00	1827.3	537.6	132.78	1.5216	3.339
	116.50	1827.3	537.6	132.79	1.5193	3.339
	117.00	1827.3	537.6	132.76	1.5171	3.339
	117.50	1827.3	537.7	132.76	1.5149	3.339
	118.00	1827.6	538.0	132.75	1.5127	3.340
	118.50	1827.4	537.8	132.76	1.5105	3.340
****** End Shut-in 2	119.00	1827.5	537.9	132.75	1.5084	3.340
****** Final Hydro.	348.00	2613.8	0.0	133.51		

TRILOBITE TESTING L.L.C.

P.O. Box 362 • Hays, Kansas 67601 1-316-624-2578

Test Ticket

№ 11006

Well Name & No. Adams KC 1-4 Test No. DST 2 Date 2-9-98

Company Quinque Operating Co. Zone Tested Marmaton & Chester

Address P.O. Box 2738 Liberal KS, 67905 Elevation 2532 KB 2520 GL

Co. Rep / Geo. Michael Moore Cont. Beredco #4 Est. Ft. of Pay ___ Por. ___ %

Location: Sec. 4 Twp. 35S Rge. 30W Co. Meade State Kans

No. of Copies 5 Distribution Sheet (Y, N) — Turnkey (Y, N) Y Evaluation (Y, N) —

Interval Tested 5725-5856 Initial Str Wt./Lbs. 102,000 Unseated Str Wt./Lbs. 112,000

Anchor Length 131 Wt. Set Lbs. 25,000 Wt. Pulled Loose/Lbs. 130,000

Top Packer Depth 5720 Tool Weight 58,000

Bottom Packer Depth 5725 Hole Size — 7 7/8" — Rubber Size — 6 3/4" —

Total Depth 6553 Wt. Pipe Run — Drill Collar Run —

Mud Wt. 9.0 LCM 4# Vis. 78 WL 8.9 Drill Pipe Size 4½ XH Ft. Run 5698

Blow Description IF- off bottom of bucket in 1 min.

FF- off bottom of bucket in 2 min.

Note- clock stop on recorder No. 1566, and straddle record look like it plug in Drill collar.

Recovery — Total Feet 2833 GIP 3069 Ft. in DC — Ft. in DP 2833

Rec. 1724	Feet Of gassy Mud	4 ‰gas	— ‰oil	— ‰water	96 ‰mud
Rec. 1109	Feet Of watery mud	— ‰gas	— ‰oil	55 ‰water	95 ‰mud
Rec.	Feet Of	‰gas	‰oil	‰water	‰mud
Rec.	Feet Of	‰gas	‰oil	‰water	‰mud
Rec.	Feet Of	‰gas	‰oil	‰water	‰mud

BHT 135 °F Gravity — °API D@ — °F Corrected Gravity — °API

RW .070 @ 70 °F Chlorides 61,000 ppm Recovery Chlorides 2,600 ppm System

(A) Initial Hydrostatic Mud	2748 PSI	Recorder No. 2357		T-Started	04:41
(B) First Initial Flow Pressure	275 PSI	(depth) 5727		T-Open	07:40
(C) First Final Flow Pressure	392 PSI	Recorder No. 1566		T-Pulled	11:30
(D) Initial Shut-in Pressure	1830 PSI	(depth) 5851		T-Out	15:00
(E) Second Initial Flow Pressure	439 PSI	Recorder No. 1051			
(F) Second Final Flow Pressure	1290 PSI	(depth) 6550			
(G) Final Shut-in Pressure	1828 PSI	Initial Opening	5	Test	Conventional
(H) Final Hydrostatic Mud	2614 PSI	Initial Shut-in	45	Jars	✓
		Final Flow	60	Safety Joint	✓
		Final Shut-in	120	Straddle	✓ n/c
				Circ. Sub	
				Sampler	
				Extra Packer	✓ Shale n/c
				Elect. Rec.	✓
				Other	

TRILOBITE TESTING L.L.C. SHALL NOT BE LIABLE FOR DAMAGE OF ANY KIND OF THE PROPERTY OR PERSONNEL OF THE ONE FOR WHOM A TEST IS MADE, OR FOR ANY LOSS SUFFERED OR SUSTAINED, DIRECTLY OR INDIRECTLY, THROUGH THE USE OF ITS EQUIPMENT OR ITS STATEMENTS OR OPINION CONCERNING THE RESULTS OF ANY TEST. TOOLS LOST OR DAMAGED IN THE HOLE SHALL BE PAID FOR AT COST BY THE PARTY FOR WHOM THE TEST IS MADE.

Approved By