

CHENEY TESTING COMPANY

P. O. BOX 3

HILL CITY, KANSAS 67642

DRILL-STEM TEST DATA

Company Abercrombie Drlg. Inc.	Test No. 1
Well Name & Number Fisher C-1	Zone Tested Cherokee
Company Address Wichita, Kan.	Date 4-8-79
Comp. Rep. Charles Spradlin	Tester Kenneth Cheney
Contractor Co. Tools	Elevation 3314 K.B.
Location: Sec. 34 Twp. 5S Rge. 37W Co. Cheyenne State Kan.	Est. Feet of Pay 15

Recorder No. 7370 Type AK-1 Range 4050 PSI

Recorder Depth 4592

(A) Initial Hydrostatic Mud 1222 PSI

(B) First Initial Flow Pressure 40 PSI

(C) First Final Flow Pressure 40 PSI

(D) Initial Closed-in Pressure 989 PSI

(E) Second Initial Flow Pressure 40 PSI

(F) Second Final Flow Pressure 51 PSI

(G) Final Closed-in Pressure 979 PSI

(H) Final Hydrostatic Mud 1220 PSI

Temperature 124

Mud Weight 9.3 Viscosity 45

Fluid Loss 10.0 cc

Interval Tested 4525-4600

Anchor Length 75

Top Packer Depth 4520

Bottom Packer Depth 4525

Total Depth 4600

Drill Pipe Size 4 1/2 EX.H.

Wt. Pipe I. D. 3.25 Ft. Run 240

Recovery—Total Feet 20

Recovered 20 Feet Of Mud w/oil spots

Recovered Feet Of

Recovered Feet Of

Recovered Feet Of

Extra Equipment Price of Job \$480.00

Recorder No. 3695 Type AK-1 Range 5300 PSI

Recorder Depth 4595

Tool Open Before I. S. I. 30 Mins.

Initial Shut-in 30 Mins.

Flow Period 30 Mins.

Final Shut-in 30 Mins.

Surface Choke Size 1"

Bottom Choke Size 3/4"

Main Hole Size 7 7/8"

Rubber Size 6 3/4"

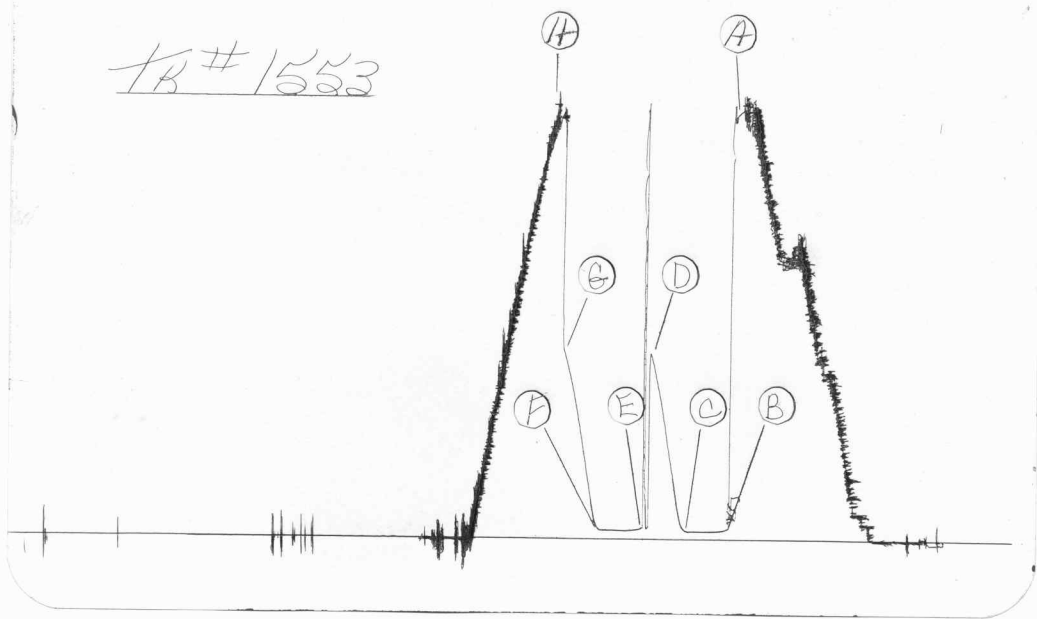
Tool Open @ 8:10 P.M.

Blow Weak for 20 minutes. Flushed tool.

Remarks

Drill Collar I. D. Ft. Run

34-5S-37W



This is an actual photograph of recorder chart.

POINT	PRESSURE	
	Field Reading	Office Reading
(A) Initial Hydrostatic Mud	1222	PSI
(B) First Initial Flow Pressure	40	PSI
(C) First Final Flow Pressure	40	PSI
(D) Initial Closed-in Pressure	989	PSI
(E) Second Initial Flow Pressure	40	PSI
(F) Second Final Flow Pressure	51	PSI
(G) Final Closed-in Pressure	979	PSI
(H) Final Hydrostatic Mud	1220	PSI

CHENEY TESTING COMPANY

P. O. BOX 3 HILL CITY, KANSAS 67642

DRILL-STEM TEST DATA

Company <u>Abercrombie Drlg. Inc.</u>	Test No. <u>2</u>
Well Name & Number <u>Fisher C-1</u>	Zone Tested <u>Cherokee</u>
Company Address <u>Wichita, Kan.</u>	Date <u>4-9-79</u>
Comp. Rep. <u>Charles Spradlin</u>	Tester <u>Kenneth Cheney</u>
Contractor <u>Co. Tools</u>	Elevation <u>3314 K.B.</u>
Location: Sec. <u>34</u> Twp. <u>5S</u> Rge. <u>37W</u> Co. <u>Cheyenne</u> State <u>Kan.</u>	Est. Feet of Pay <u>15</u>

34-5s-37w

Recorder No. 7370 Type AK-1 Range 4050 PSI

Recorder Depth 4755

(A) Initial Hydrostatic Mud 2241 PSI

(B) First Initial Flow Pressure 714 PSI

(C) First Final Flow Pressure 928 PSI

(D) Initial Closed-in Pressure 1028 PSI

(E) Second Initial Flow Pressure 1028 PSI

(F) Second Final Flow Pressure 1028 PSI

(G) Final Closed-in Pressure 1028 PSI

(H) Final Hydrostatic Mud 2231 PSI

Temperature 143

Mud Weight 9.3 Viscosity 40

Fluid Loss 10.0 cc

Interval Tested 4689-4762

Anchor Length 73

Top Packer Depth 4684

Bottom Packer Depth 4689

Total Depth 4762

Drill Pipe Size 4½ EX.H.

Wt. Pipe I. D. 3.25 Ft. Run 240

Recovery—Total Feet 2200

Recovered 2200 Feet Of Salt water

Recovered _____ Feet Of _____

Recovered _____ Feet Of _____

Recovered _____ Feet Of _____

Extra Equipment none

Recorder No. 3695 Type AK-1 Range 5300 PSI

Recorder Depth 4758

Tool Open Before I. S. I. 30 Mins.

Initial Shut-in 30 Mins.

Flow Period 30 Mins.

Final Shut-in 30 Mins.

Surface Choke Size 1"

Bottom Choke Size 3/4"

Main Hole Size 7 7/8"

Rubber Size 6 3/4"

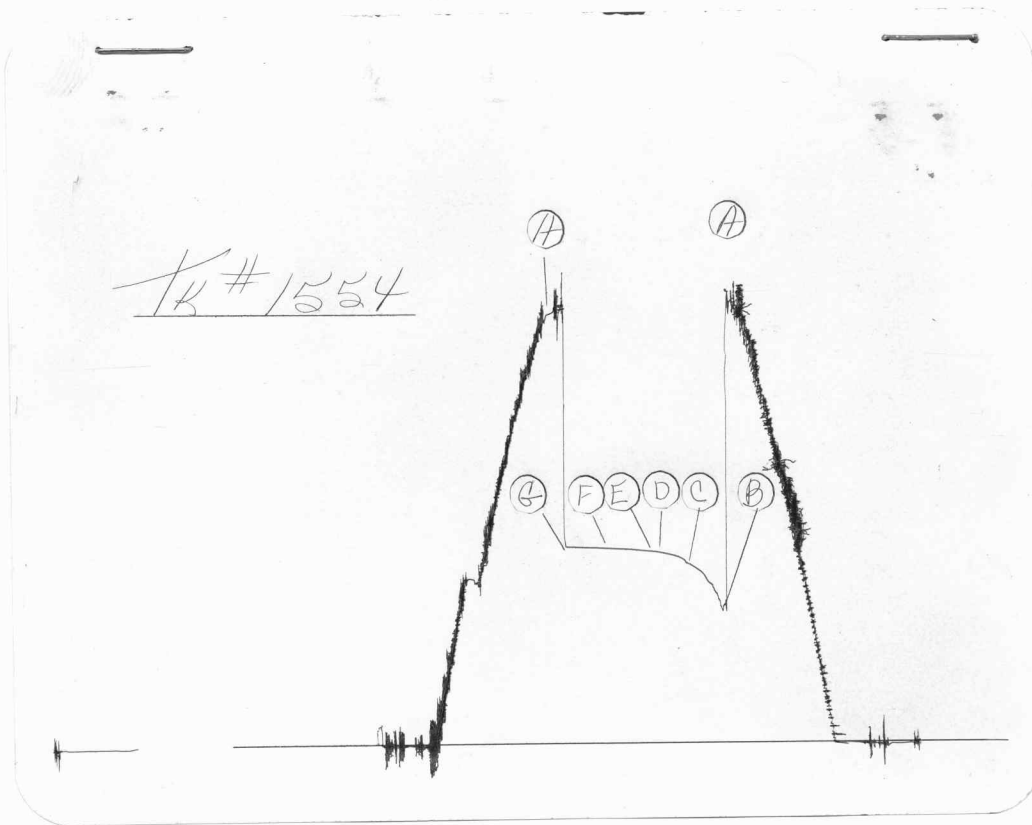
Tool Open @ _____ P.M.

Blow Very Strong. Blow died in 30 min.

Remarks Circulated out water

Drill Collar I. D. _____ Ft. Run _____

Price of Job \$480.00



This is an actual photograph of recorder chart.

POINT	PRESSURE	
	Field Reading	Office Reading
(A) Initial Hydrostatic Mud	2241	PSI
(B) First Initial Flow Pressure	714	PSI
(C) First Final Flow Pressure	928	PSI
(D) Initial Closed-in Pressure	1028	PSI
(E) Second Initial Flow Pressure	1028	PSI
(F) Second Final Flow Pressure	1028	PSI
(G) Final Closed-in Pressure	1028	PSI
(H) Final Hydrostatic Mud	2231	PSI

CHENEY TESTING COMPANY

P. O. BOX 3 HILL CITY, KANSAS 67642

DRILL-STEM TEST DATA

Company <u>Abercrombie DRlg. Inc.</u>	Test No. <u>3 (Straddle)</u>
Well Name & Number <u>Fisher C-1</u>	Zone Tested <u>K.C.</u>
Company Address <u>Wichita, Kan.</u>	Date <u>4-11-79</u>
Comp. Rep. <u>Charles Spradlin</u>	Tester <u>Kenneth Cheney</u>
Contractor <u>Co. Tools</u>	Elevation <u>3314 K.B.</u>
Location: Sec. <u>34</u> Twp. <u>5S</u> Rge. <u>37W</u> Co. <u>Cheyenne</u> State <u>Kan.</u>	Est. Feet of Pay <u>6</u>

34-5S-37W

Recorder No. 7370 Type AK-1 Range 4050 PSI

Recorder Depth 4390

(A) Initial Hydrostatic Mud _____ PSI

(B) First Initial Flow Pressure _____ PSI

(C) First Final Flow Pressure _____ PSI

(D) Initial Closed-in Pressure _____ PSI

(E) Second Initial Flow Pressure _____ PSI

(F) Second Final Flow Pressure _____ PSI

(G) Final Closed-in Pressure _____ PSI

(H) Final Hydrostatic Mud _____ PSI

Temperature _____

Mud Weight 9.4 Viscosity 43

Fluid Loss 9.6 cc

Interval Tested 4345-4394

Anchor Length 49

Top Packer Depth 4345

Bottom Packer Depth 4394

Total Depth 4943

Drill Pipe Size 4 1/2 EX.H.

Wt. Pipe I. D. _____ Ft. Run _____

Recovery—Total Feet _____

Recovered _____ Feet Of _____

Recovered _____ Feet Of _____

Recovered _____ Feet Of _____

Recovered _____ Feet Of _____

Extra Equipment Straddle _____

Recorder No. 695 Type AK-1 Range 5300 PSI

Recorder Depth 4387

Tool Open Before I. S. I. _____ Mins.

Initial Shut-in _____ Mins.

Flow Period _____ Mins.

Final Shut-in _____ Mins.

Surface Choke Size _____

Bottom Choke Size _____

Main Hole Size _____

Rubber Size _____

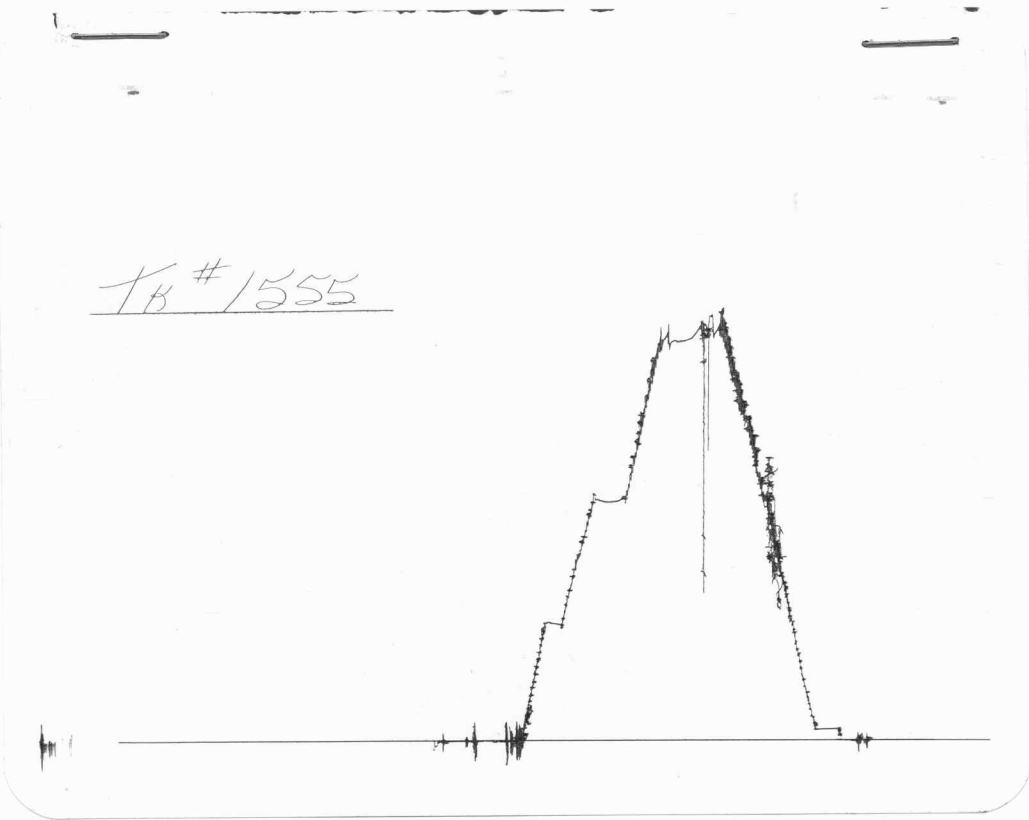
Tool Open @ 4:45 P.M.

Blow Packer Failed @ 4345'

Remarks _____

Drill Collar I. D. _____ Ft. Run _____

Misrun _____ Price of Job \$200.00



This is an actual photograph of recorder chart.

PRESSURE

POINT	Field Reading	Office Reading
(A) Initial Hydrostatic Mud		PSI
(B) First Initial Flow Pressure		PSI
(C) First Final Flow Pressure		PSI
(D) Initial Closed-in Pressure		PSI
(E) Second Initial Flow Pressure		PSI
(F) Second Final Flow Pressure		PSI
(G) Final Closed-in Pressure		PSI
(H) Final Hydrostatic Mud		PSI