

ORIGINAL

KANSAS CORPORATION COMMISSION
OIL & GAS CONSERVATION DIVISION
WELL COMPLETION FORM
WELL HISTORY - DESCRIPTION OF WELL & LEASE

Form ACO-1
September 1999
Form Must Be Typed

KCC
Munro
7/11/08

Operator: License # 33631
Name: Conoco Phillips Pipeline Company
Address: 25760 W 343RD Street
City/State/Zip: Paola, KS 66071
Purchaser:
Operator Contact Person: Joe Garrison
Phone: (913) 285-2455
Contractor: Name: Clark Giles/ Giles Drilling
License: ~~1182~~ KDHE LIC. # 791

Wellsite Geologist: n/a
Designate Type of Completion:
___ New Well ___ Re-Entry ___ Workover
___ Oil ___ SWD ___ SLOW ___ Temp. Abd.
___ Gas ___ ENHR ___ SIGW
___ Dry Other (Core, WSW, Expl., Cathodic etc)

If Workover/Re-entry: Old Well Info as follows:
Operator: n/a
Well Name:
Original Comp. Date: ___ Original Total Depth: ___
___ Deepening ___ Re-perf. ___ Conv. to Enhr./SWD
___ Plug Back ___ Plug Back Total Depth
___ Commingled Docket No. ___
___ Dual Completion Docket No. ___
___ Other (SWD or Enhr.?) Docket No. ___

5/14/08 5/21/08 5/22/08
Spud Date or Date Reached TD Completion Date or Recompletion Date

API No. 15 - 015-23769-00-00
County: Butler
NW - SW - SW. Sec. 13 Twp. 25 S. R. 4 East West
4312 feet from S (1) (circle one) Line of Section
125 feet from E (W) (circle one) Line of Section

NOT
GRAD
#2 or #5

Footages Calculated from Nearest Outside Section Corner:
(circle one) NE SE NW SW
Lease Name: Borger/Chicago Blue/Gold Well #: MP294
Field Name: Mile Post 294
Producing Formation: n/a
Elevation: Ground: n/a Kelly Bushing: n/a
Total Depth: 350 Plug Back Total Depth:
Amount of Surface Pipe Set and Cemented at 93 Feet
Multiple Stage Cementing Collar Used? Yes No
If yes, show depth set ___ Feet
If Alternate II completion, cement circulated from ___
feet depth to ___ w/ ___ sx cmt.

Drilling Fluid Management Plan AH III NCR 8-1-08
(Data must be collected from the Reserve Pit)
Chloride content ___ ppm Fluid volume 177 bbls
Dewatering method used ___
Location of fluid disposal if hauled offsite:
Operator Name: Maclaskey Oilfield Service
Lease Name: ___ License No.: 183758
Quarter 5 Sec. 34 Twp. 25 S. R. ___ East West
County: Butler Docket No.: ___

INSTRUCTIONS: An original and two copies of this form shall be filed with the Kansas Corporation Commission, 130 S. Market - Room 2078, Wichita, Kansas 67202, within 120 days of the spud date, recompletion, workover or conversion of a well. Rule 82-3-130, 82-3-106 and 82-3-107 apply. Information of side two of this form will be held confidential for a period of 12 months if requested in writing and submitted with the form (see rule 82-3-107 for confidentiality in excess of 12 months). One copy of all wireline logs and geologist well report shall be attached with this form. ALL CEMENTING TICKETS MUST BE ATTACHED. Submit CP-4 form with all plugged wells. Submit CP-111 form with all temporarily abandoned wells.

All requirements of the statutes, rules and regulations promulgated to regulate the oil and gas industry have been fully complied with and the statements herein are complete and correct to the best of my knowledge.

Signature: [Signature]
Title: Project Coordinator Date: June 24, 2008

Subscribed and sworn to before me this 24th day of June

Notary Public: Alcisha Zigrang
Date Commission Expires: 11/28/09

KCC Office Use ONLY
 Letter of Confidentiality Received
If Denied, Yes Date: ___
 Wireline Log Received
 Geologist Report Received
 UIC Distribution
RECEIVED
KANSAS CORPORATION COMMISSION
JUN 30 2008
CONSERVATION DIVISION
WICHITA, KS

KCC
Munro
7/11/08

Operator Name: Conoco Phillips Pipeline Company Lease Name: Borger/Chicago Blue/Gold Well #: MP294
 Sec. 13 Twp. 25 S. R. 4 East West County: Butler

INSTRUCTIONS: Show important tops and base of formations penetrated. Detail all cores. Report all final copies of drill stems tests giving interval tested, time tool open and closed, flowing and shut-in pressures, whether shut-in pressure reached static level, hydrostatic pressures, bottom hole temperature, fluid recovery, and flow rates if gas to surface test, along with final chart(s). Attach extra sheet if more space is needed. Attach copy of all Electric Wireline Logs surveyed. Attach final geological well site report.

Drill Stem Tests Taken <input type="checkbox"/> Yes <input type="checkbox"/> No <i>(Attach Additional Sheets)</i> Samples Sent to Geological Survey <input type="checkbox"/> Yes <input type="checkbox"/> No Cores Taken <input type="checkbox"/> Yes <input type="checkbox"/> No Electric Log Run <input type="checkbox"/> Yes <input type="checkbox"/> No <i>(Submit Copy)</i> List All E. Logs Run:	<input type="checkbox"/> Log Formation (Top), Depth and Datum <input type="checkbox"/> Sample Name Top Datum
--	---

CASING RECORD <input checked="" type="checkbox"/> New <input type="checkbox"/> Used							
Report all strings set-conductor, surface, intermediate, production, etc.							
Purpose of String	Size Hole Drilled	Size Casing Set (In O.D.)	Weight Lbs. / Ft.	Setting Depth	Type of Cement	# Sacks Used	Type and Percent Additives
<i>Full Mud 7/1/08</i> <u>SURF.</u>	16"	10"	116'	93'	Slurry	238	

ADDITIONAL CEMENTING / SQUEEZE RECORD				
Purpose:	Depth Top Bottom	Type of Cement	#Sacks Used	Type and Percent Additives
<input type="checkbox"/> Perforate <input type="checkbox"/> Protect Casing <input type="checkbox"/> Plug Back TD <input type="checkbox"/> Plug Off Zone				

Shots Per Foot	PERFORATION RECORD - Bridge Plugs Set/Type Specify Footage of Each Interval Perforated	Acid, Fracture, Shot, Cement Squeeze Record <i>(Amount and Kind of Material Used)</i>	Depth

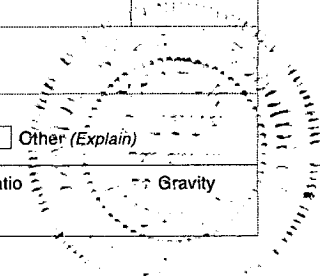
TUBING RECORD		Size	Set At	Packer At	Liner Run	<input type="checkbox"/> Yes <input type="checkbox"/> No
Date of First, Resumerd Production, SWD or Enhr.		Producing Method <input type="checkbox"/> Flowing <input type="checkbox"/> Pumping <input type="checkbox"/> Gas Lift <input type="checkbox"/> Other (Explain)				
Estimated Production Per 24 Hours	Oil Bbls.	Gas Mcf	Water Bbls.	Gas-Oil Ratio	Gravity	

Disposition of Gas Vented Sold Used on Lease *(If vented, Submit ACO-18.)*

METHOD OF COMPLETION

Open Hole
 Perf.
 Dually Comp.
 Commingled
 Other (Specify) _____

Production Interval



(913) Cell #
285-2455

Rec'd call
7/7 @ 2pm
Mesa said
they show
to
Giles
Environ.
Succ.
HK
→

PHONE RECORD

Date: 7/01/08

Time: 11:45

POC: Joe Garrison

OF: Conoco Phillips Pipeline Co.

Phone: (913) 285-2455 Ext: (219?)

RE: well: Berger / Chicago Blue / Gold
(API #: 15-015-2469-0000) ML 294

Returned call

Please Call

Will call again URGENT
(* need lig. # or better name for contractor)
- cannot locate Giles Phillips
- left a msg. to pls call

#55. spoke w/ Joe - re: the sites
- re: subcontracts this through
Mesa - (hell flap + dk + call 7/02)

(Giles Environmt. doesn't come up
either - left msg. for Jim

7/7 @ 11:12 - left msg. for Jim

7/7/08-

said the owner of
Giles Drilling = Clark Giles
located in Inola, OK
@ (cell) (918)

Mesa Corrosion + Control ^{in Inola, OK}
is a cathodic protection
supplier - provide
material + labor
on the cathodic wells.

i.e. makes
Giles
Drilling
fall
under
Mesa's
domain

They have a master
~~protection~~ service
agreement w/ Conoco
Phillips - mng. Mesa...
has an agreement that they
have all the mess. / legal, etc.
rights. net + can then subcontract
out the work.

WATER WELL RECORD

Form WWC-5

Division of Water Resources; App. No.

1 LOCATION OF WATER WELL: County: BUTLER Fraction NW 1/4 SW 1/4 SW 1/4 Section Number 13 Township Number T 25 S Range Number R 4 EDW

Distance and direction from nearest town or city street address of well if located within city? NW 35th + NW SHUMWAY EL DORADO KS Global Positioning Systems (decimal degrees, min. of 4 digits) Latitude: 37.8768 N Longitude: 96.9431 W

2 WATER WELL OWNER: CONNOR PHILLIPS RR#, St. Address, Box #: 25760 W. 343rd St. City, State, ZIP Code: PAOLA KS 66071 Elevation: Datum: Data Collection Method: WAAS

3 LOCATE WELL'S LOCATION WITH AN 'X' IN SECTION BOX: N W E S

4 DEPTH OF COMPLETED WELL: 250 ft. Depth(s) Groundwater Encountered (1) 70 ft. (2) 220 ft. (3) ft. WELL'S STATIC WATER LEVEL: 4.8 ft. below land surface measured on mo/day/yr. 5/22/08 Pump test data: Well water was... ft. after... hours pumping... gpm Est. Yield... gpm: Well water was... ft. after... hours pumping... gpm

5 TYPE OF CASING USED: 1 Steel 3 RMP (SR) 6 Asbestos-Cement 9 Other (specify below) 2 PVC 4 ABS 7 Fiberglass CASING JOINTS: Glued, Clamped, Welded, Threaded

Blank casing diameter 10.75 in. to 11.6 in. ft., Diameter in. to in. ft., Diameter in. to in. ft. Casing height above land surface... in., Weight... lbs./ft. Wall thickness or gauge No. SDR-21

TYPE OF SCREEN OR PERFORATION MATERIAL: 1 Steel 3 Stainless Steel 5 Fiberglass 7 PVC 9 ABS 11 Other (Specify) 2 Brass 4 Galvanized Steel 6 Concrete tile 8 RM (SR) 10 Asbestos-Cement 12 None used (open hole)

SCREEN OR PERFORATION OPENINGS ARE: 1 Continuous slot 3 Mill slot 5 Gauzed wrapped 7 Torch cut 9 Drilled holes 11 None (open hole) 2 Louvered shutter 4 Key punched 6 Wire wrapped 8 Saw cut 10 Other (specify)

SCREEN-PERFORATED INTERVALS: From... ft. to... ft., From... ft. to... ft., From... ft. to... ft.

GRAVEL PACK INTERVALS: From... ft. to... ft., From... ft. to... ft., From... ft. to... ft.

6 GROUT MATERIAL: 1 Neat cement 2 Cement grout 3 Bentonite 4 Other COFE Grout Intervals: From 6 ft. to 11.6 ft., From 3 ft. to 20.2 ft., From 4 ft. to 21.2 ft., From 4 ft. to 35.0 ft.

What is the nearest source of possible contamination: 1 Septic tank 4 Lateral lines 7 Pit privy 10 Livestock pens 13 Insecticide storage 16 Other (specify) 2 Sewer lines 5 Cess pool 8 Sewage lagoon 11 Fuel storage 14 Abandoned water well below 3 Watertight sewer lines 6 Seepage pit 9 Feedyard 12 Fertilizer storage 15 Oil well/gas well PIPELINES

Direction from well? NORTH How many feet? 100

Table with columns: FROM, TO, LITHOLOGIC LOG, FROM, TO, PLUGGING INTERVALS. Rows include: 0-10 SLTY CLAY, 10-20 SHALE WEATHERED, GREY, RED, 20-70 LIMESTONE, 70-95 VOIDS, 95-116 LIMESTONE, 116-125 SHALE, GREY, 125-230 LIMESTONES, 230-245 LIMESTONE, 245-270 LIMESTONE & SHALE INTERBEDDED.

RECEIVED KANSAS CORPORATION COMMISSION JUN 30 2008

7 CONTRACTOR'S OR LANDOWNER'S CERTIFICATION: This water well was (1) constructed, (2) reconstructed, or (3) plugged under my jurisdiction and was completed on (mo/day/year) 5/22/08 and this record is true to the best of my knowledge and belief. Kansas Water Well Contractor's License No. 791 This Water Well Record was completed on (mo/day/year) 5/22/08 under the business name of GILES ENVIRONMENTAL SERVICES by (signature) GILES

INSTRUCTIONS: Use typewriter or ball point pen. PLEASE PRESS FIRMLY and PRINT clearly. Please fill in blanks, underline or circle the correct answers. Send top three copies to Kansas Department of Health and Environment, Bureau of Water, Geology Section, 1000 SW Jackson St., Suite 420, Topeka, Kansas 66612-1367. Telephone 785-296-5522. Send one to WATER WELL OWNER and retain one for your records. Fee of \$5.00 for each constructed well. Visit us at http://www.kdheks.gov/waterwell/index.html.

MESA



June 24, 2008

KCC - Conservation Division
Attn: Steve Bond
130 S. Market - Room 2078
Wichita, KS 67202-1286

Re: Well Completion Report - API - 015-23769-00-00

Mr. Bond,

Please find attached Well Completion Report for the above referenced permit.

If you have any questions or require additional information regarding this report, please contact me at (918) 384-6108.

Thank you and best regards,

Mesa Products, Inc.
Mesa Corrosion Control

Robert Hogan
Project Coordinator

Enclosures

RECEIVED
KANSAS CORPORATION COMMISSION

JUN 30 2008

CONSERVATION DIVISION
WICHITA, KS

Mesa Products, Inc.
P.O. Box 52608, Tulsa, OK. 74152-0608
Phone / 918-627-3188 Fax / 918-627-2676
www.mesaproducts.com

Dispatch (316) 522-4949
 El Dorado (316) 321-9616
 Office (316) 522-8454



400012807

PLANT	TICKET TIME	DATE	ORDER #	TRUCK	DRIVER	TIME DUE	TICKET #
	10:14AM	06/10/08	77				

CUSTOMERS INFO

DELIVERY ADDRESS INSTRUCTIONS

CASH ***PAID IN ADVANCE***

196-NW 30TH/SHUMWAY - ELDORADO
 @ DRILLING RID

PURCHASE ORDER	PROJECT #	PROJECT DESC.	MAP PAGE	PREV TRUCK #	SLUMP	USAGE
TOE CONO	1000	EASTERN PARK				OTHER

LOAD QTY.	PRODUCT	DESCRIPTION	ORDERED	DELIVERED	UNIT PRICE	AMOUNT
3.25	7132	SLURRY WELL MIX	6.50	3.25		455.00
1.00	FS	FUEL SURCHARGE				10.30

LEAVE PLANT	ARRIVE JOB SITE	START DISCHARGE	FINISH DISCHARGE	ARRIVE PLANT	SUBTOTAL	TOTAL
10:37	10:54	11:00			465.00	494.30

TAX	465.00
TOTAL	494.30
OTHER CHARGES	
ADDITIONAL TAX	
GRAND TOTAL	494.30

OUT SIDE TEMP.	
WATER ADDED ON JOB AT REQUEST OF CONSIGNEE	GALS. WATER INT.
TEST TAKEN	SLUMP / AIR / CYLS. PER ASTM SPECS. YES NO

CAUTION: FRESHLY MIXED CONCRETE MAY CAUSE SKIN IRRITATION OR CHEMICAL BURNS.

AVOID CONTACT WITH SKIN WHERE POSSIBLE AND WASH EXPOSED SKIN AREAS PROMPTLY WITH WATER. IF ANY CONCRETE MIXTURES GET INTO EYES, RINSE IMMEDIATELY AND REPEATEDLY WITH WATER AND GET PROMPT MEDICAL ATTENTION.

KEEP OUT OF REACH OF CHILDREN • SEE REVERSE SIDE FOR MSDS SHEET

NOTICE: EXCESSIVE UNLOADING TIME
 A HOLDING CHARGE OF \$1.00 PER MINUTE WILL BE INCLUDED FOR EACH TRUCK HELD ON THE JOB SITE FOR MORE THAN 45 MINUTES.

IN CONSIDERATION OF OUR MAKING DELIVERY ACROSS THE STREET CURB, AT YOUR REQUEST, CUSTOMER AGREES TO BE RESPONSIBLE FOR ALL DAMAGE DONE TO SIDEWALKS, DRIVEWAYS, PAVEMENTS, ETC. CUSTOMER ACKNOWLEDGES RECEIPT OF THE ABOVE MATERIALS IN APPROVED CONDITION.

IMPORTANT: PURCHASER ASSUMES FULL RESPONSIBILITY FOR STRENGTH, SLUMP AND QUALITY OF CONCRETE WHEN WATER OR OTHER MATERIALS ARE ADDED ON THE JOB SITE AT THE REQUEST OF THE CUSTOMER.

ACCEPTED BY:

DRIVER REMARKS:

PURCHASER'S SIGNATURE, HIS AGENT, OR HIS EMPLOYEE'S SIGNATURE CONSTITUTES AN AGREEMENT WITH THE ABOVE TERMS AND CONDITIONS.

400012807

CPPL
 08-081
 TERRIS UTSA

RECEIVED
 KANSAS CORPORATION COMMISSION

JUN 30 2008

CONSERVATION DIVISION
 WICHITA, KS

Dispatch (316) 522-4949
 El Dorado (316) 321-9616
 Office (316) 522-8454



400012822

PLANT	TICKET TIME	DATE	ORDER #	TRUCK	DRIVER	TIME DUE	TICKET #
1	03:19PM	05/16/08	89	0543	CLIFFORD	03:50PM	4012581

CUSTOMERS INFO

DELIVERY ADDRESS INSTRUCTIONS

CASH ***PAID IN ADVANCE***

196--NW 30TH/SHUMWAY -- ELDORADO
 @ DRILLING RIG

PURCHASE ORDER	PROJECT #	PROJECT DESC.	MAP PAGE	PREV TRUCK #	SLUMP	USAGE
JOE CONO	1004	EASTERN KANSAS VARIO			4.00	OTHER

LOAD QTY.	PRODUCT	DESCRIPTION	ORDERED	DELIVERED	UNIT PRICE	AMOUNT
2.50	Z132	SLURRY WELL MIX	5.00	2.50		350.00
1.00	FS	FUEL SURCHARGE				10.00

LEAVE PLANT	ARRIVE JOB SITE	START DISCHARGE	FINISH DISCHARGE	ARRIVE PLANT	SUBTOTAL	TAX	TOTAL
3:			1:25		360.00	22.68	382.68

CAUTION: FRESHLY MIXED CONCRETE MAY CAUSE SKIN IRRITATION OR CHEMICAL BURNS.
 AVOID CONTACT WITH SKIN WHERE POSSIBLE AND WASH EXPOSED SKIN AREAS PROMPTLY WITH WATER. IF ANY CONCRETE MIXTURES GET INTO EYES, RINSE IMMEDIATELY AND REPEATEDLY WITH WATER AND GET PROMPT MEDICAL ATTENTION.
KEEP OUT OF REACH OF CHILDREN • SEE REVERSE SIDE FOR MSDS SHEET

NOTICE: EXCESSIVE UNLOADING TIME
 • A HOLDING CHARGE OF \$1.00 PER MINUTE WILL BE INCLUDED FOR EACH TRUCK HELD ON THE JOB SITE FOR MORE THAN 45 MINUTES.
 • IN CONSIDERATION OF OUR MAKING DELIVERY ACROSS THE STREET CURB, AT YOUR REQUEST, CUSTOMER AGREES TO BE RESPONSIBLE FOR ALL DAMAGE DONE TO SIDEWALKS, DRIVEWAYS, BUILDINGS, GROUNDS, ETC. CUSTOMER ACKNOWLEDGES RECEIPT OF THE ABOVE MATERIALS IN APPROVED CONDITION.

OUT SIDE TEMP.	OTHER CHARGES	ADDITIONAL TAX	GRAND TOTAL
			382.68

WATER ADDED ON JOB AT REQUEST OF CONSIGNEE	GALS. WATER	GALS. WATER	GALS. WATER
	INT.	INT.	INT.

TEST TAKEN	SLUMP / AIR / CYLS.	PER ASTM SPECS.	YES NO

IMPORTANT: PURCHASER ASSUMES FULL RESPONSIBILITY FOR STRENGTH, SLUMP AND QUALITY OF CONCRETE WHEN WATER OR OTHER MATERIALS ARE ADDED ON THE JOB SITE AT THE REQUEST OF THE CUSTOMER.

ACCEPTED BY: *[Signature]*

DRIVER REMARKS:

PURCHASER'S SIGNATURE, HIS AGENT, OR HIS EMPLOYEE'S SIGNATURE CONSTITUTES AN AGREEMENT WITH THE ABOVE TERMS AND CONDITIONS.

400012822

CPPC
 08-081
 TRACY USA

RECEIVED
 KANSAS CORPORATION COMMISSION
 JUN 30 2008
 CONSERVATION DIVISION
 WICHITA, KS

Dispatch (316) 522-4949
 El Dorado (316) 321-9616
 Office (316) 522-8454



400012808

PLANT	TICKET TIME	DATE	ORDER #	TRUCK	DRIVER	TIME DUE	TICKET #
4	10:19AM	05/16/08	77	0585	DAVID	10:58AM	4012568

CUSTOMERS INFO

DELIVERY ADDRESS INSTRUCTIONS

CASH ***PAID IN ADVANCE***

196--NW 30TH/SHUMWAY - ELDORADO
 @ DRILLING RIG

PURCHASE ORDER	PROJECT #	PROJECT DESC.	MAP PAGE	PREV TRUCK #	SLUMP	USAGE
JOE - CONO	1004	EASTERN KANSAS VARIO		585	4.00	OTHER

LOAD QTY.	PRODUCT	DESCRIPTION	ORDERED	DELIVERED	UNIT PRICE	AMOUNT
3.25	7132	SLURRY WELL MIX	6.50	6.50		455.00
1.00	FS	FUEL SURCHARGE				10.00

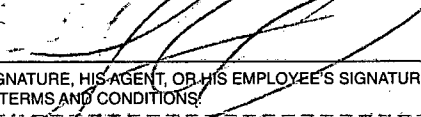
LEAVE PLANT	ARRIVE JOB SITE	START DISCHARGE	FINISH DISCHARGE	ARRIVE PLANT	SUBTOTAL	TAX	TOTAL	OTHER CHARGES	ADDITIONAL TAX	GRAND TOTAL
10:37					465.00	29.30	494.30			988.60

CAUTION: FRESHLY MIXED CONCRETE MAY CAUSE SKIN IRRITATION OR CHEMICAL BURNS. AVOID CONTACT WITH SKIN WHERE POSSIBLE AND WASH EXPOSED SKIN AREAS PROMPTLY WITH WATER. IF ANY CONCRETE MIXTURES GET INTO EYES, RINSE IMMEDIATELY AND REPEATEDLY WITH WATER AND GET PROMPT MEDICAL ATTENTION. **KEEP OUT OF REACH OF CHILDREN • SEE REVERSE SIDE FOR MSDS SHEET**

NOTICE: EXCESSIVE UNLOADING TIME
 • A HOLDING CHARGE OF \$1.00 PER MINUTE WILL BE INCLUDED FOR EACH TRUCK HELD ON THE JOB SITE FOR MORE THAN 45 MINUTES.
 • IN CONSIDERATION OF OUR MAKING DELIVERY ACROSS THE STREET CURB, AT YOUR REQUEST, CUSTOMER AGREES TO BE RESPONSIBLE FOR ALL DAMAGE DONE TO SIDEWALKS, DRIVEWAYS, BUILDINGS, GROUNDS, ETC. CUSTOMER ACKNOWLEDGES RECEIPT OF THE ABOVE MATERIALS IN APPROVED CONDITION.

IMPORTANT: PURCHASER ASSUMES FULL RESPONSIBILITY FOR STRENGTH, SLUMP AND QUALITY OF CONCRETE WHEN WATER OR OTHER MATERIALS ARE ADDED ON THE JOB SITE AT THE REQUEST OF THE CUSTOMER.

WATER ADDED ON JOB AT REQUEST OF CONSIGNEE	GALS. WATER	GALS. WATER	GALS. WATER
	INT.	INT.	INT.
TEST TAKEN	SLUMP / AIR / CYLS.	PER ASTM SPECS.	YES NO

ACCEPTED BY: 

PURCHASER'S SIGNATURE, HIS AGENT, OR HIS EMPLOYEE'S SIGNATURE CONSTITUTES AN AGREEMENT WITH THE ABOVE TERMS AND CONDITIONS.

DRIVER REMARKS:

400012808

CPX
 08-081
 TERRY VISA

RECEIVED
 KANSAS CORPORATION COMMISSION
 JUN 30 2008
 CONSERVATION DIVISION
 WICHITA, KS

Dispatch (316) 522-4949
 El Dorado (316) 321-9616
 Office (316) 522-8454



400012823

PLANT	TICKET TIME	DATE	ORDER #	TRUCK	DRIVER	TIME DUE	TICKET #
4	03:25PM	05/16/00	89	0543	CLIFFORD	04:04PM	4012582

CUSTOMERS INFO

DELIVERY ADDRESS INSTRUCTIONS

CASH ***PAID IN ADVANCE***

196-NW 30TH/SHUMWAY - ELDORADO
 @ DRILLING RIG

PURCHASE ORDER	PROJECT #	PROJECT DESC.	MAP PAGE	PREV TRUCK #	SLUMP	USAGE
JOE - CONO	1004	EASTERN KANSAS VARIO		543	4.00	OTHER

LOAD QTY.	PRODUCT	DESCRIPTION	ORDERED	DELIVERED	UNIT PRICE	AMOUNT
2.50	7132	SLURRY WELL MIX	5.00	5.00		350.00
1.00	FS	FUEL SURCHARGE				10.00

LEAVE PLANT <i>3:45</i>	ARRIVE JOB SITE <i>4:00</i>	START DISCHARGE <i>4:05</i>	FINISH DISCHARGE <i>4:25</i>	ARRIVE PLANT	SUBTOTAL	360.00
					TAX	22.68
					TOTAL	382.68
					OTHER CHARGES	
					ADDITIONAL TAX	
					GRAND TOTAL	765.36

CAUTION: FRESHLY MIXED CONCRETE MAY CAUSE SKIN IRRITATION OR CHEMICAL BURNS. AVOID CONTACT WITH SKIN WHERE POSSIBLE AND WASH EXPOSED SKIN AREAS PROMPTLY WITH WATER. IF ANY CONCRETE MIXTURES GET INTO EYES, RINSE IMMEDIATELY AND REPEATEDLY WITH WATER AND GET PROMPT MEDICAL ATTENTION. **KEEP OUT OF REACH OF CHILDREN • SEE REVERSE SIDE FOR MSDS SHEET**

NOTICE: EXCESSIVE UNLOADING TIME
 • A HOLDING CHARGE OF \$1.00 PER MINUTE WILL BE INCLUDED FOR EACH TRUCK HELD ON THE JOB SITE FOR MORE THAN 45 MINUTES.
 • IN CONSIDERATION OF OUR MAKING DELIVERY ACROSS THE STREET CURB, AT YOUR REQUEST, CUSTOMER AGREES TO BE RESPONSIBLE FOR ALL DAMAGE DONE TO SIDEWALKS, DRIVEWAYS, BUILDINGS, GROUNDS, ETC. CUSTOMER ACKNOWLEDGES RECEIPT OF THE ABOVE MATERIALS IN APPROVED CONDITION.

WATER ADDED ON JOB AT REQUEST OF CONSIGNEE	GALS. WATER	GALS. WATER	GALS. WATER
	INT.	INT.	INT.
TEST TAKEN	SLUMP / AIR / CYLS.	PER ASTM SPECS.	YES NO

IMPORTANT: PURCHASER ASSUMES FULL RESPONSIBILITY FOR STRENGTH, SLUMP AND QUALITY OF CONCRETE WHEN WATER OR OTHER MATERIALS ARE ADDED ON THE JOB SITE AT THE REQUEST OF THE CUSTOMER.

ACCEPTED BY: *[Signature]*

DRIVER REMARKS:

PURCHASER'S SIGNATURE, HIS AGENT, OR HIS EMPLOYEE'S SIGNATURE CONSTITUTES AN AGREEMENT WITH THE ABOVE TERMS AND CONDITIONS.

400012823

CPRL
08 081
TERRY VISA

RECEIVED
 KANSAS CORPORATION COMMISSION
 JUN 30 2008
 CONSERVATION DIVISION
 WICHITA, KS

Dispatch (316) 522-4949
 El Dorado (316) 321-9616
 Office (316) 522-8454



400012838

PLANT	TICKET TIME	DATE	ORDER #	TRUCK	DRIVER	TIME DUE	TICKET #
4	04:05PM	05/19/08	68	0543	CLIFFORD	04:39PM	4012596

CUSTOMERS INFO

DELIVERY ADDRESS INSTRUCTIONS

CASH SALE

196/SHUMWAY - ELDDORADO
 BETWEEN 30TH & 40TH

PURCHASE ORDER	PROJECT #	PROJECT DESC.	MAP PAGE	PREV TRUCK #	SLUMP	USAGE
DAVID FREN	1005	EASTERN KANSAS CONTR		543	5.00	OTHER

LOAD QTY.	PRODUCT	DESCRIPTION	ORDERED	DELIVERED	UNIT PRICE	AMOUNT
3.00	7132	SLURRY WELL MIX	6.00	6.00		420.00
1.00	FS	FUEL SURCHARGE				10.00

LEAVE PLANT	ARRIVE JOB SITE	START DISCHARGE	FINISH DISCHARGE	ARRIVE PLANT	SUBTOTAL
4:20	4:40	4:45	5:10		430.00


CAUTION: FRESHLY MIXED CONCRETE MAY CAUSE SKIN IRRITATION OR CHEMICAL BURNS. AVOID CONTACT WITH SKIN WHERE POSSIBLE AND WASH EXPOSED SKIN AREAS PROMPTLY WITH WATER. IF ANY CONCRETE MIXTURES GET INTO EYES, RINSE IMMEDIATELY AND REPEATEDLY WITH WATER AND GET PROMPT MEDICAL ATTENTION.
KEEP OUT OF REACH OF CHILDREN • SEE REVERSE SIDE FOR MSDS SHEET

NOTICE: EXCESSIVE UNLOADING TIME
 • A HOLDING CHARGE OF \$1.00 PER MINUTE WILL BE INCLUDED FOR EACH TRUCK HELD ON THE JOB SITE FOR MORE THAN 45 MINUTES.
 • IN CONSIDERATION OF OUR MAKING DELIVERY ACROSS THE STREET CURB, AT YOUR REQUEST, CUSTOMER AGREES TO BE RESPONSIBLE FOR ALL DAMAGE DONE TO SIDEWALKS, DRIVEWAYS, BUILDINGS, GROUNDS, ETC. CUSTOMER ACKNOWLEDGES RECEIPT OF THE ABOVE MATERIALS IN APPROVED CONDITION.

IMPORTANT: PURCHASER ASSUMES FULL RESPONSIBILITY FOR STRENGTH, SLUMP AND QUALITY OF CONCRETE WHEN WATER OR OTHER MATERIALS ARE ADDED ON THE JOB SITE AT THE REQUEST OF THE CUSTOMER.

OUT SIDE TEMP.	TAX	27.00
	TOTAL	457.00
	OTHER CHARGES	
	ADDITIONAL TAX	
	GRAND TOTAL	914.18

WATER ADDED ON JOB AT REQUEST OF CONSIGNEE	GALS. WATER	GALS. WATER	GALS. WATER
	INT.	INT.	INT.
TEST TAKEN	SLUMP / AIR / CYLS.	PER ASTM SPECS.	YES NO

ACCEPTED BY: 
 PURCHASER'S SIGNATURE, HIS AGENT, OR HIS EMPLOYEE'S SIGNATURE CONSTITUTES AN AGREEMENT WITH THE ABOVE TERMS AND CONDITIONS.

DRIVER REMARKS:

400012838

CPPC
 08-081
 TRERYS VISA

RECEIVED
 KANSAS CORPORATION COMMISSION
 JUN 30 2008
 CONSERVATION DIVISION
 WICHITA, KS

Dispatch (316) 522-4949
 El Dorado (316) 321-9616
 Office (316) 522-8454



400012834

PLANT	TICKET TIME	DATE	ORDER #	TRUCK	DRIVER	TIME DUE	TICKET #
4	02:20PM	05/19/08	62	0543	CLIFFORD	02:52PM	4012592

CUSTOMERS INFO

DELIVERY ADDRESS INSTRUCTIONS

CASH SALE

196/SHUMWAY - ELDORADO
 BETWEEN 30TH & 40TH

PURCHASE ORDER	PROJECT #	PROJECT DESC.	MAP PAGE	PREV TRUCK #	SLUMP	USAGE
DAVID FREN	1005	EASTERN KANSAS CONTR			5.00	OTHER

LOAD QTY.	PRODUCT	DESCRIPTION	ORDERED	DELIVERED	UNIT PRICE	AMOUNT
4.00	7132	SLURRY WELL MIX	4.00	4.00		560.00
1.00	FS	FUEL SURCHARGE				10.00
		SMALL LOAD CHARGE				50.00

LEAVE PLANT 2:35	ARRIVE JOB SITE	START DISCHARGE	FINISH DISCHARGE 2	ARRIVE PLANT	SUBTOTAL 620.00
					TAX 39.06
					TOTAL 659.06
CAUTION: FRESHLY MIXED CONCRETE MAY CAUSE SKIN IRRITATION OR CHEMICAL BURNS. AVOID CONTACT WITH SKIN WHERE POSSIBLE AND WASH EXPOSED SKIN AREAS PROMPTLY WITH WATER. IF ANY CONCRETE MIXTURES GET INTO EYES, RINSE IMMEDIATELY, AND REPEATEDLY WITH WATER AND GET PROMPT MEDICAL ATTENTION. KEEP OUT OF REACH OF CHILDREN • SEE REVERSE SIDE FOR MSDS SHEET					OUT-SIDE TEMP.
NOTICE: EXCESSIVE UNLOADING TIME • A HOLDING CHARGE OF \$1.00 PER MINUTE WILL BE INCLUDED FOR EACH TRUCK HELD ON THE JOB SITE FOR MORE THAN 45 MINUTES. • IN CONSIDERATION OF OUR MAKING DELIVERY ACROSS THE STREET CURB, AT YOUR REQUEST, CUSTOMER AGREES TO BE RESPONSIBLE FOR ALL DAMAGE DONE TO SIDEWALKS, DRIVEWAYS, BUILDINGS, GROUNDS, ETC. CUSTOMER ACKNOWLEDGES RECEIPT OF THE ABOVE MATERIALS IN APPROVED CONDITION.					OTHER CHARGES
IMPORTANT: PURCHASER ASSUMES FULL RESPONSIBILITY FOR STRENGTH, SLUMP AND QUALITY OF CONCRETE WHEN WATER OR OTHER MATERIALS ARE ADDED ON THE JOB SITE AT THE REQUEST OF THE CUSTOMER.					ADDITIONAL TAX
ACCEPTED BY:					GRAND TOTAL 659.06

WATER ADDED ON JOB AT REQUEST OF CONSIGNEE	GALS. WATER	GALS. WATER	GALS. WATER
	INT.	INT.	INT.
TEST TAKEN	SLUMP / AIR / CYLS.	PER ASTM SPECS.	YES NO

DRIVER REMARKS:

PURCHASER'S SIGNATURE/HIS AGENT, OR HIS EMPLOYEE'S SIGNATURE CONSTITUTES AN AGREEMENT WITH THE ABOVE TERMS AND CONDITIONS.

400012834

C PPL
 08-081
 TERRY'S USA

RECEIVED
 KANSAS CORPORATION COMMISSION
 JUN 30 2008
 CONSERVATION DIVISION
 WICHITA KS

Dispatch (316) 522-4949
 El Dorado (316) 321-9616
 Office (316) 522-8454



400012837

PLANT	TICKET TIME	DATE	ORDER #	TRUCK	DRIVER	TIME DUE	TICKET #
4	03:59PM	05/19/08	68	0543	CLIFFORD	04:32PM	4012595

CUSTOMERS INFO

DELIVERY ADDRESS INSTRUCTIONS

CASH SALE

196/SHUPIWAY -- ELDORADO
 BETWEEN 30TH & 40TH

PURCHASE ORDER	PROJECT #	PROJECT DESC.	MAP PAGE	PREV TRUCK #	SLUMP	USAGE
DAVID FREN	1005	EASTERN KANSAS CONTR			5.00	OTHER

LOAD QTY.	PRODUCT	DESCRIPTION	ORDERED	DELIVERED	UNIT PRICE	AMOUNT
3.00	7132	SLURRY WELL MIX	6.00	3.00		420.00
1.00	FS	FUEL SURCHARGE				10.00

LEAVE PLANT	ARRIVE JOB SITE	START DISCHARGE	FINISH DISCHARGE	ARRIVE PLANT	SUBTOTAL	TAX	TOTAL
4:21			10		430.00	27.09	457.09

OUT SIDE TEMP.	OTHER CHARGES	ADDITIONAL TAX	GRAND TOTAL
			457.09

WATER ADDED ON JOB AT REQUEST OF CONSIGNEE	GALS. WATER	GALS. WATER	GALS. WATER
	INT.	INT.	INT.

TEST TAKEN	SLUMP / AIR / CYLS.	PER ASTM SPECS.	YES	NO

CAUTION: FRESHLY MIXED CONCRETE MAY CAUSE SKIN IRRITATION OR CHEMICAL BURNS. AVOID CONTACT WITH SKIN WHERE POSSIBLE AND WASH EXPOSED SKIN AREAS PROMPTLY WITH WATER. IF ANY CONCRETE MIXTURES GET INTO EYES, RINSE IMMEDIATELY AND REPEATEDLY WITH WATER AND GET PROMPT MEDICAL ATTENTION.
KEEP OUT OF REACH OF CHILDREN • SEE REVERSE SIDE FOR MSDS SHEET

NOTICE: EXCESSIVE UNLOADING TIME
 • A HOLDING CHARGE OF \$1.00 PER MINUTE WILL BE INCLUDED FOR EACH TRUCK HELD ON THE JOB SITE FOR MORE THAN 45 MINUTES.
 • IN CONSIDERATION OF OUR MAKING DELIVERY ACROSS THE STREET CURB, AT YOUR REQUEST, CUSTOMER AGREES TO BE RESPONSIBLE FOR ALL DAMAGE DONE TO SIDEWALKS, DRIVEWAYS, BUILDINGS, GROUNDS, ETC. CUSTOMER ACKNOWLEDGES RECEIPT OF THE ABOVE MATERIALS IN APPROVED CONDITION.

IMPORTANT: PURCHASER ASSUMES FULL RESPONSIBILITY FOR STRENGTH/SLUMP AND QUALITY OF CONCRETE WHEN WATER OR OTHER MATERIALS ARE ADDED ON THE JOB SITE AT THE REQUEST OF THE CUSTOMER.

ACCEPTED BY: *[Signature]*

DRIVER REMARKS:

PURCHASER'S SIGNATURE, HIS AGENT, OR HIS EMPLOYEE'S SIGNATURE CONSTITUTES AN AGREEMENT WITH THE ABOVE TERMS AND CONDITIONS.

400012837

CPPL
 08-081
 TERRY'S USA

RECEIVED
 KANSAS CORPORATION COMMISSION
 JUN 30 2008
 CONSERVATION DIVISION
 WICHITA, KS

Dispatch (316) 522-4949
 El Dorado (316) 321-9616
 Office (316) 522-8454



400012844

PLANT	TICKET TIME	DATE	ORDER #	TRUCK	DRIVER	TIME DUE	TICKET #
4	10:26AM	05/20/08	74	0541	JAMES	11:00AM	4012602

CUSTOMERS INFO

DELIVERY ADDRESS INSTRUCTIONS

CASH SALE

196/SHUMWAY - ELDORADO
 BETWEEN 30TH & 40TH

PURCHASE ORDER	PROJECT #	PROJECT DESC.	MAP PAGE	PREV TRUCK #	SLUMP	USAGE
MESA PRODU	1005	EASTERN KANSAS CONTR			5.00	OTHER

LOAD QTY.	PRODUCT	DESCRIPTION	ORDERED	DELIVERED	UNIT PRICE	AMOUNT
4.00	7132	SLURRY WELL MIX	4.00	4.00		560.00
1.00	FS	FUEL SURCHARGE				10.00
		SMALL LOAD CHARGE				50.00

LEAVE PLANT	ARRIVE JOB SITE	START DISCHARGE	FINISH DISCHARGE	ARRIVE PLANT	SUBTOTAL	TAX	TOTAL
1044	1				620.00	39.06	659.06

CAUTION: FRESHLY MIXED CONCRETE MAY CAUSE SKIN IRRITATION OR CHEMICAL BURNS.
 AVOID CONTACT WITH SKIN WHERE POSSIBLE AND WASH EXPOSED SKIN AREAS PROMPTLY WITH WATER. IF ANY CONCRETE MIXTURES GET INTO EYES, RINSE IMMEDIATELY AND REPEATEDLY WITH WATER AND GET PROMPT MEDICAL ATTENTION.
KEEP OUT OF REACH OF CHILDREN • SEE REVERSE SIDE FOR MSDS SHEET

NOTICE: EXCESSIVE UNLOADING TIME
 • A HOLDING CHARGE OF \$1.00 PER MINUTE WILL BE INCLUDED FOR EACH TRUCK HELD ON THE JOB SITE FOR MORE THAN 45 MINUTES.
 • IN CONSIDERATION OF OUR MAKING DELIVERY ACROSS THE STREET CURB, AT YOUR REQUEST, CUSTOMER AGREES TO BE RESPONSIBLE FOR ALL DAMAGE DONE TO SIDEWALKS, DRIVEWAYS, BUILDINGS, GROUNDS, ETC. CUSTOMER ACKNOWLEDGES RECEIPT OF THE ABOVE MATERIALS IN APPROVED CONDITION.

IMPORTANT: PURCHASER ASSUMES FULL RESPONSIBILITY FOR STRENGTH, SLUMP AND QUALITY OF CONCRETE WHEN WATER OR OTHER MATERIALS ARE ADDED ON THE JOB SITE AT THE REQUEST OF THE CUSTOMER.

ACCEPTED BY:
 PURCHASER'S SIGNATURE, HIS AGENT, OR HIS EMPLOYEE'S SIGNATURE CONSTITUTES AN AGREEMENT WITH THE ABOVE TERMS AND CONDITIONS.

OUT SIDE TEMP.	OTHER CHARGES	ADDITIONAL TAX	GRAND TOTAL	659.06
WATER ADDED ON JOB AT REQUEST OF CONSIGNEE	GALS. WATER	GALS. WATER	GALS. WATER	
TEST TAKEN	SLUMP / AIR / CYLS.	PER ASTM SPECS.	YES	NO

DRIVER REMARKS:

400012844

CPPL
 08-081
 TERRY VUSA

RECEIVED
 KANSAS CORPORATION COMMISSION
 JUN 30 2008
 CONSERVATION DIVISION
 WICHITA, KS

MATERIAL SAFETY DATA SHEET

(Only Applicable Data Provided for Each Section)

SECTION I	
Manufacturer's Name: Concrete Materials Company Address: See Reverse Side	Emergency Telephone Number: See Reverse Side Trade Names:
Chemical Family: 3CaO SiO ₂ (cement), 2CaO SiO ₂ (cement), 3CaO A12O ₃ (cement) 4CaO A12O ₃ (cement), CaSO ₄ 2H ₂ O, Traces Cao, MgO, K ₂ SO ₄ , Na ₂ SO ₄	
SECTION II - HAZARDOUS INGREDIENTS: Cement and possible traces of hexavalent chromium.	
SECTION III - PHYSICAL DATA	
Specific Gravity: 1.9 to 2.4	Solubility in Water: 0.1 to 1.0%
Appearance and Odor: Gray, plastic, flowable, granular, mud, odorless	
SECTION IV - FIRE AND EXPLOSION HAZARD DATA: N.A. all sections	
SECTION V - HEALTH HAZARD DATA	
TLV: None	Effects of Overexposure: Dry skin and possible alkali burns (cement dermatitis). Also possible traces of hexavalent chromium.
Emergency First Aid Procedures: Irrigate eyes with water. Wash affected areas of the body with soap and water.	
SECTION VI - REACTIVITY DATA	
Stability	Unstable X
	Conditions to Avoid: Product sets and hardens in 2 to 8 hours, and is no longer hazardous
	Hazardous Polymerization
	Will Not Occur X
SECTION VII - SPILL OR LEAK PROCEDURES	
Steps to be Taken in Case Material is Released or Spilled: Spill does not increase hazard.	
Waste Disposal Method: Once hardened, material can be disposed of as common waste.	
SECTION VIII - SPECIAL PROTECTION INFORMATION	
Protective Gloves: Yes	Eye Protection: Yes, when placement methods cause splashing. Use barrier creams, gloves, boots, and clothing to protect skin from prolonged contact with plastic concrete.
Other Protective Equipment:	
SECTION IX - SPECIAL PRECAUTIONS	
Precautions to be Taken in Handling and Storage: See above.	
Other Precautions: Immediately after working with concrete, workers should shower with soap and water.	

M101100

JGK
130-80

A21U MS(S) 511

MRS DE MIT

NO