

KANSAS CORPORATION COMMISSION
OIL & GAS CONSERVATION DIVISION
EXPLORATION & PRODUCTION WASTE TRANSFER

Form CDP-5
August 2004
Form must be Typed

Operator Name: American Warrior, Inc.		License Number: 4058
Operator Address: PO Box 399, Garden City, KS 67846		
Contact Person: Scott Corsair		Phone Number: (785) 398 - 2270
Permit Number (API No. if applicable): 15-135-24732 5000		Lease Name: Stieben
Source of Waste:		Well Number: 1-36
<input type="checkbox"/> Dike <input type="checkbox"/> Emergency Pit <input type="checkbox"/> Settling Pit <input type="checkbox"/> Workover Pit <input checked="" type="checkbox"/> Drilling Pit <input type="checkbox"/> Burn Pit <input type="checkbox"/> Haul-off Pit <input type="checkbox"/> Steel Pit <input type="checkbox"/> Spill / Escape		Source Location (QQQQ): NE - SW - SE - SE Sec. 36 Twp. 18 R. 22 <input type="checkbox"/> East <input checked="" type="checkbox"/> West 561 Feet from <input type="checkbox"/> North / <input checked="" type="checkbox"/> South Line of Section 727 Feet from <input checked="" type="checkbox"/> East / <input type="checkbox"/> West Line of Section Ness County

Type of waste to be disposed: Fluid Soil Mud / Cuttings Other: _____

Amount of waste: 1 No. of loads 40 Barrels _____ Tons _____ YDS

Destination of waste: Reserve Pit Disposal Well Lease Road Dike / Berm Other: _____

If waste is transferred to another reserve pit, is the lease active? Yes No

Location of waste disposal: _____ Date of Waste Transfer: 05/19/2008

Operator Name: American Warrior, Inc License No.: 4058


Lease Name: Foos Sec. 09 Twp. 19 R. 21 East West

Docket No.: D-25978 County: Ness

RECEIVED
KANSAS CORPORATION COMMISSION

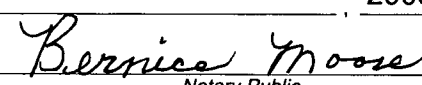
MAY 29 2008

The undersigned hereby certifies that he / she is Petroleum Engineer
for American Warrior, Inc. (Co.), a duly authorized agent, that all information shown hereon is true
and correct to the best of his / her knowledge and belief.



 Agent Signature

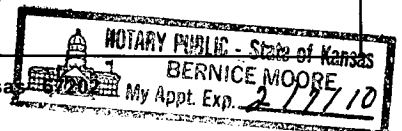
Subscribed and sworn to before me on this 27th day of May, 2008



 Notary Public

My Commission Expires: 2/7/10

Mail to: KCC - Conservation Division, 130 S. Market - Room 2078, Wichita, Kansas



EXPLORATION & PRODUCTION WASTE TRANSFER (FORM CDP-5) Instructions

General Instruction.

1. Form must be typed.

Section 1: Operator Information.

- 1a. **Operator Name.** Enter the operator's full name as it appears on operator's license.
- 1b. **License #.** Enter the operator's license number. To verify KCC operator license information check the Commission's website at http://www.kcc.state.ks.us/conservation/oil_license.cgi or contact the Conservation Division's Licensing Department at (316) 337-6194.
- 1c. **Operator Address.** Enter the operator's mailing address: street or PO box number, city, state, and zip code.
- 1d. **Contact Person.** Enter the name of the individual who will be the operator's contact person for this Exploration and Production Waste Transfer Form, should the Conservation Division Staff need to contact the operator about the form. The contact person may be the operator or the operator's agent.
- 1e. **Phone.** Enter the phone number of the contact person that the Conservation Division Staff may easily reach if necessary to discuss the form.

Section 2: Waste Source.

- 2a. **Permit Number (API No. if applicable).** Enter the KCC permit number for the pit where the waste to be disposed of or transferred originated. For workover, drilling, and haul-off pits, the Permit Number is the API Number. For emergency, settling, and burn pits, the Permit Number is listed at the bottom of the approved Application for Surface Pit (CDP-1) Form in the "KCC Office Use Only" Section.
- 2b. **Source of Waste.** Mark the appropriate box to indicate the waste origin.
- 2c. **Lease Name.** Enter the lease name where the waste originated.
- 2d. **Well Number.** Enter the well number where the waste originated.
- 2e. **Waste Origin Geographic Location.**
 - 2e(1). **QQQQ.** Enter the $\frac{1}{4}$ $\frac{1}{4}$ $\frac{1}{4}$ location within the section of the waste origin.
 - 2e(2). **Sec., Twp., and R.** Enter the section, township and range number where the waste origin is located and mark the appropriate box to indicate if the range is East or West of the Sixth Principal Meridian.
 - 2e(3). **Footage from Section Lines.** Enter the number of feet the waste origin is located from the North or South section line and mark the appropriate box to indicate from which section line the measurement was taken. Enter the number of feet the waste origin is located from the East or West section line and mark the appropriate box to indicate from which section line the measurement was taken.
 - 2e(4). **County.** Enter the county where the waste originated.

Section 3: Type and Amount of Waste.

- 3a. **Type of Waste.** Mark the appropriate box to indicate the type of waste to be transferred and disposed. If the type of waste is not fluid, soil, or drilling mud/cuttings, mark the "Other" box and give a simple but specific description of the type of waste.
- 3b. **Amount of Waste.** Enter the amount of waste to be transferred and disposed in the appropriate box, according to how the quantity of waste is measured.

Section 4: Waste Destination.

- 4a. **Destination.** Mark the appropriate box to indicate how the waste will be disposed. If the disposal method is not provided, mark the "Other" box and give a simple but specific description of the disposal method.
- 4b. **Transfers to Reserve Pit.** Mark the appropriate box to indicate if the waste is being transferred to a reserve pit on an active lease.
- 4c. **Location of Waste Disposal.**
 - 4c(1). **Operator Name.** Enter the disposing operator's full name as it appears on operator's license.
 - 4c(2). **Lease Name.** Enter the name of the lease where the subject waste will be disposed.
 - 4c(3). **Docket No.** Enter the KCC Docket Number under which the disposing operator is permitted for disposal on the disposing lease.
 - 4c(4). **Date of Waste Transfer.** Enter the date when the subject waste will be transferred.
 - 4c(5). **License No.** Enter the disposing operator's license number. To verify KCC operator license information check the Commission's website at http://www.kcc.state.ks.us/conservation/oil_license.cgi or contact the Conservation Division's Licensing Department at (316) 337-6194.
 - 4c(6). **Sec., Twp., R.** Enter the section, township and range number where the waste disposal is located and mark the appropriate box to indicate if the range is East or West of the Sixth Principal Meridian.
 - 4c(7). **County.** Enter the county where the waste disposal is located.

Section 5: Verification.

- 5a. **Position with operator.** Enter the position the person completing the Exploration & Production Waste Transfer Form holds with the operator.
- 5b. **Operator Name.** Enter the operator's full name as it appears in Section 1a.
- 5c. **Signature.** The applicant must sign the Closure of Surface Pit Form in front of a legal notary to verify that the information on the form is true and correct.
- 5d. **Legal Notary.** A legal notary will complete the 5d sections.