

# KANSAS CORPORATION COMMISSION ONE POINT STABILIZED OPEN FLOW OR DELIVERABILITY TEST

Type Test:

- Open Flow  
 Deliverability

(See Instructions on Reverse Side)

Test Date:  
11/10/10

API No. 15  
15-007-22888 - 0000

Company Oil Producers, Inc. of Kansas			Lease Rucker NPR #2		Well Number 2
County Barber	Location 1660°FNL&1040°FEL	Section 25	TWP 31	RNG (E/W) 12	Acres Attributed
Field Mississippi		Reservoir Mississippi		Gas Gathering Connection Lumen-Pratt	
Completion Date 5/05		Plug Back Total Depth 4668		Packer Set at none	
Casing Size 4.5	Weight	Internal Diameter	Set at 4720	Perforations 4254	To 4275
Tubing Size 2.375	Weight	Internal Diameter	Set at 4606	Perforations	To
Type Completion (Describe) single		Type Fluid Production oil/sw		Pump Unit or Traveling Plunger? Yes / No yes/pump unit	
Producing Thru (Annulus / Tubing) annulus		% Carbon Dioxide		% Nitrogen	
Vertical Depth(H)		Pressure Taps		Gas Gravity - G <sub>g</sub> (Meter Run) (Prover) Size	
Pressure Buildup: Shut in 11/09 20 10 at 10:30AM (AM) (PM) Taken 11/10 20 10 at 10:30AM (AM) (PM)					
Well on Line: Started 20 at (AM) (PM) Taken 20 at (AM) (PM)					

### OBSERVED SURFACE DATA

Duration of Shut-in 24 Hours

Static / Dynamic Property	Orifice Size (inches)	Circle one: Meter Prover Pressure psig (Pm)	Pressure Differential in Inches H <sub>2</sub> O	Flowing Temperature t	Well Head Temperature t	Casing Wellhead Pressure (P <sub>w</sub> ) or (P <sub>i</sub> ) or (P <sub>c</sub> )		Tubing Wellhead Pressure (P <sub>w</sub> ) or (P <sub>i</sub> ) or (P <sub>c</sub> )		Duration (Hours)	Liquid Produced (Barrels)
						psig	psia	psig	psia		
Shut-In						130	144.4			24	
Flow											

### FLOW STREAM ATTRIBUTES

Plate Coefficient (F <sub>s</sub> ) (F <sub>p</sub> ) Mcfd	Circle one: Meter or Prover Pressure psia	Press Extension $\sqrt{P_m \times h}$	Gravity Factor F <sub>g</sub>	Flowing Temperature Factor F <sub>tt</sub>	Deviation Factor F <sub>pv</sub>	Metered Flow R (Mcf/d)	GOR (Cubic Feet/ Barrel)	Flowing Fluid Gravity G <sub>m</sub>

### (OPEN FLOW) (DELIVERABILITY) CALCULATIONS

(P<sub>a</sub>)<sup>2</sup> = 0.207  
(P<sub>d</sub>)<sup>2</sup> =

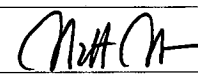

(P<sub>c</sub>)<sup>2</sup> = \_\_\_\_\_ : (P<sub>w</sub>)<sup>2</sup> = \_\_\_\_\_ : P<sub>d</sub> = \_\_\_\_\_ % (P<sub>c</sub> - 14.4) + 14.4 = \_\_\_\_\_ :

(P <sub>c</sub> ) <sup>2</sup> - (P <sub>a</sub> ) <sup>2</sup> or (P <sub>c</sub> ) <sup>2</sup> - (P <sub>d</sub> ) <sup>2</sup>	(P <sub>c</sub> ) <sup>2</sup> - (P <sub>w</sub> ) <sup>2</sup>	Choose formula 1 or 2: 1. P <sub>c</sub> <sup>2</sup> - P <sub>a</sub> <sup>2</sup> 2. P <sub>c</sub> <sup>2</sup> - P <sub>d</sub> <sup>2</sup> divided by: P <sub>c</sub> <sup>2</sup> - P <sub>w</sub> <sup>2</sup>	LOG of formula 1, or 2, and divide by: $\frac{P_c^2 - P_w^2}{P_c^2 - P_a^2}$	Backpressure Curve Slope = "n" ----- Assigned Standard Slope	n x LOG [ ]	Antilog	Open Flow Deliverability Equals R x Antilog (Mcf/d)

Open Flow Mcfd @ 14.65 psia      Deliverability      Mcfd @ 14.65 psia

The undersigned authority, on behalf of the Company, states that he is duly authorized to make the above report and that he has knowledge of the facts stated therein, and that said report is true and correct. Executed this the 12th day of November, 20 10.

\_\_\_\_\_  
Witness (if any)  
  
\_\_\_\_\_  
For Commission

  
For Company  
  
Checked by

**RECEIVED**  
**NOV 19 2010**

I declare under penalty of perjury under the laws of the state of Kansas that I am authorized to request exempt status under Rule K.A.R. 82-3-304 on behalf of the operator Oil Producers, Inc. of Kansas and that the foregoing pressure information and statements contained on this application form are true and correct to the best of my knowledge and belief based upon available production summaries and lease records of equipment installation and/or upon type of completion or upon use being made of the gas well herein named.


I hereby request a one-year exemption from open flow testing for the Rucker NPR #2 gas well on the grounds that said well:

(Check one)

- is a coalbed methane producer
- is cycled on plunger lift due to water
- is a source of natural gas for injection into an oil reservoir undergoing ER
- is on vacuum at the present time; KCC approval Docket No. \_\_\_\_\_
- is not capable of producing at a daily rate in excess of 250 mcf/D

I further agree to supply to the best of my ability any and all supporting documents deemed by Commission staff as necessary to corroborate this claim for exemption from testing.

Date: 11/12/10

Signature:   
Title: V.P.

**Instructions:** If a gas well meets one of the eligibility criteria set out in KCC regulation K.A.R. 82-3-304, the operator may complete the statement provided above in order to claim exempt status for the gas well.

At some point during the current calendar year, wellhead shut-in pressure shall have been measured after a minimum of 24 hours shut-in/buildup time and shall be reported on the front side of this form under **OBSERVED SURFACE DATA**. Shut-in pressure shall thereafter be reported yearly in the same manner for so long as the gas well continues to meet the eligibility criterion or until the claim of eligibility for exemption **IS** denied.

The G-2 form conveying the newest shut-in pressure reading shall be filed with the Wichita office no later than December 31 of the year for which it's intended to acquire exempt status for the subject well. The form must be signed and dated on the front side as though it was a verified report of annual test results.

RECEIVED  
NOV 19 2010  
KCC WICHITA