

# KANSAS CORPORATION COMMISSION ONE POINT STABILIZED OPEN FLOW OR DELIVERABILITY TEST

Type Test:

- Open Flow  
 Deliverability

**24 Hour Shut In Test**

Test Date: 1/31/2013

API No. 15  
15-077-21504 - 0000

Company American Warrior Inc.		Lease Marvel		Well Number #1-1	
County Harper	Location C-NW-SE-NE	Section 1	TWP 31S	RNG (E/W) 8W	Acres Attributed
Field Spivey-Grags-Basil		Reservoir Mississippian		Gas Gathering Connection West Wichita	
Completion Date 5/24/05		Plug Back Total Depth 4830'		Packer Set at	
Casing Size 51/2,	Weight 15.5	Internal Diameter 4.950	Set at 4849'	Perforations 4369'	To 4375'
Tubing Size 23/8	Weight 4.70	Internal Diameter 1.995	Set at 4827'	Perforations	To
Type Completion (Describe) Gas & oil		Type Fluid Production Formation water&oil		Pump Unit or Traveling Plunger? Yes / No Pumping unit	
Producing Thru (Annulus / Tubing) Annulus		% Carbon Dioxide		% Nitrogen	
Vertical Depth(H)		Pressure Taps		(Meter Run) (Prover) Size	

Pressure Buildup: Shut in 1/31 20 13 at 11:00AM (AM) (PM) Taken 2/1 20 13 at 11:00AM (AM) (PM)  
Well on Line: Started \_\_\_\_\_ 20 \_\_\_\_ at \_\_\_\_\_ (AM) (PM) Taken \_\_\_\_\_ 20 \_\_\_\_ at \_\_\_\_\_ (AM) (PM)

### OBSERVED SURFACE DATA

Duration of Shut-in 24 Hours

Static / Dynamic Property	Orifice Size (inches)	Circle one: Meter or Prover Pressure psig (Pm)	Pressure Differential in Inches H <sub>2</sub> O	Flowing Temperature t	Well Head Temperature t	Casing Wellhead Pressure (P <sub>w</sub> ) or (P <sub>i</sub> ) or (P <sub>c</sub> )		Tubing Wellhead Pressure (P <sub>w</sub> ) or (P <sub>i</sub> ) or (P <sub>c</sub> )		Duration (Hours)	Liquid Produced (Barrels)
						psig	psia	psig	psia		
Shut-In						920					
Flow						80					

### FLOW STREAM ATTRIBUTES

Plate Coefficient (F <sub>p</sub> ) (F <sub>v</sub> ) Mcfd	Circle one: Meter or Prover Pressure psia	Press Extension $\sqrt{P_m \times h}$	Gravity Factor F <sub>g</sub>	Flowing Temperature Factor F <sub>t</sub>	Deviation Factor F <sub>dv</sub>	Metered Flow R (Mcfd)	GOR (Cubic Feet/ Barrel)	Flowing Fluid Gravity G <sub>m</sub>

### (OPEN FLOW) (DELIVERABILITY) CALCULATIONS

(P<sub>c</sub>)<sup>2</sup> = \_\_\_\_\_ : (P<sub>w</sub>)<sup>2</sup> = \_\_\_\_\_ : P<sub>g</sub> = \_\_\_\_\_ % (P<sub>c</sub> - 14.4) + 14.4 = \_\_\_\_\_ : (P<sub>g</sub>)<sup>2</sup> = 0.207  
(P<sub>g</sub>)<sup>2</sup> = \_\_\_\_\_


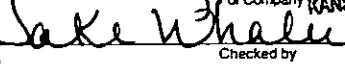
(P <sub>c</sub> ) <sup>2</sup> - (P <sub>w</sub> ) <sup>2</sup> or (P <sub>c</sub> ) <sup>2</sup> - (P <sub>g</sub> ) <sup>2</sup>	(P <sub>c</sub> ) <sup>2</sup> - (P <sub>w</sub> ) <sup>2</sup>	Choose formula 1 or 2: 1. P <sub>c</sub> <sup>2</sup> - P <sub>g</sub> <sup>2</sup> 2. P <sub>c</sub> <sup>2</sup> - P <sub>w</sub> <sup>2</sup> divided by: P <sub>c</sub> <sup>2</sup> - P <sub>w</sub> <sup>2</sup>	LOG of formula 1. or 2. and divide by: $\frac{P_c^2 - P_w^2}{P_c^2 - P_w^2}$	Backpressure Curve Slope = "n" -----or----- Assigned Standard Slope	n x LOG $\left[ \frac{P_c^2 - P_w^2}{P_c^2 - P_w^2} \right]$	Antilog	Open Flow Deliverability Equals R x Antilog (Mcfd)

Open Flow Mcfd @ 14.65 psia Deliverability Mcfd @ 14.65 psia

The undersigned authority, on behalf of the Company, states that he is duly authorized to make the above report and that he has knowledge of the facts stated therein, and that said report is true and correct. Executed this the 7 day of FEBRUARY, 20 13.

Witness (if any)

For Commission

  
**RECEIVED**  
 For Company **KANSAS CORPORATION COMMISSION**  
  
**Checked by**  
**MAR 06 2013** **FEB 12 2013**

**KCC WICHITA**

**CONSERVATION DIVISION  
WICHITA, KS**

I declare under penalty of perjury under the laws of the state of Kansas that I am authorized to request exempt status under Rule K.A.R. 82-3-304 on behalf of the operator American Warrior Inc. and that the foregoing pressure information and statements contained on this application form are true and correct to the best of my knowledge and belief based upon available production summaries and lease records of equipment installation and/or upon type of completion or upon use being made of the gas well herein named.


I hereby request a one-year exemption from open flow testing for the Marvel #1-1 gas well on the grounds that said well:

(Check one)

- is a coalbed methane producer
- is cycled on plunger lift due to water
- is a source of natural gas for injection into an oil reservoir undergoing ER
- is on vacuum at the present time; KCC approval Docket No. \_\_\_\_\_
- is not capable of producing at a daily rate in excess of 250 mcf/D

I further agree to supply to the best of my ability any and all supporting documents deemed by Commission staff as necessary to corroborate this claim for exemption from testing.

Date: 2/7/2013

Signature:   
Title: Foreman

**Instructions:** If a gas well meets one of the eligibility criteria set out in KCC regulation K.A.R. 82-3-304, the operator may complete the statement provided above in order to claim exempt status for the gas well.

At some point during the current calendar year, wellhead shut-in pressure shall have been measured after a minimum of 24 hours shut-in/buildup time and shall be reported on the front side of this form under **OBSERVED SURFACE DATA**. Shut-in pressure shall thereafter be reported yearly in the same manner for so long as the gas well continues to meet the eligibility criterion or until the claim of eligibility for exemption IS denied.

The G-2 form conveying the newest shut-in pressure reading shall be filed with the Wichita office no later than December 31 of the year for which it's intended to acquire exempt status for the subject well. The form shall be signed and dated on the front side as though it was a verified report of annual test results.

**RECEIVED**  
**MAR 06 2013**  
**KCC WICHITA**

**RECEIVED**  
**FEB 12 2013**  
CONSERVATION DIVISION  
WICHITA, KS