

# KANSAS CORPORATION COMMISSION ONE POINT STABILIZED OPEN FLOW OR DELIVERABILITY TEST

Type Test:

(See Instructions on Reverse Side)

- Open Flow  
 Deliverability

Test Date:  
12/12/13

API No. 15  
025-21286-0000

Company Rock Creek Resources, LLC		Lease Gardiner		Well Number 14 #1	
County Clark	Location C SW Sw	Section 14	TWP 34S	RNG (E/W) 24W	Acres Attributed
Field Wildcat		Reservoir Chester	Gas Gathering Connection Duke Energy Field Services		
Completion Date 06/06/05		Plug Back Total Depth 5794'	Packer Set at N/A		
Casing Size 4 1/2	Weight 10.5#	Internal Diameter 4.052	Set at 5896'	Perforations 5459'	To 5722'
Tubing Size 2 3/8	Weight 4.7#	Internal Diameter 1.995	Set at 5437'	Perforations	To
Type Completion (Describe) Single		Type Fluid Production Oil & Water	Pump Unit or Traveling Plunger? Yes / No Yes		
Producing Thru (Annulus / Tubing) Tubing & Casing		% Carbon Dioxide	% Nitrogen	Gas Gravity - G <sub>g</sub>	
Vertical Depth(H)		Pressure Taps		(Meter Run) (Prover) Size	

Pressure Buildup: Shut in Dec 11 2013 at 6:00AM (AM) (PM) Taken December 12 2013 at 6:00AM (AM) (PM)  
Well on Line: Started \_\_\_\_\_ 20\_\_\_\_ at \_\_\_\_\_ (AM) (PM) Taken \_\_\_\_\_ 20\_\_\_\_ at \_\_\_\_\_ (AM) (PM)

### OBSERVED SURFACE DATA

Duration of Shut-in \_\_\_\_\_ Hours

Static / Dynamic Property	Orifice Size (inches)	Circle one: Meter Prover Pressure psig (P <sub>m</sub> )	Pressure Differential inches H <sub>2</sub> O	Flowing Temperature t	Well Head Temperature t	Casing Wellhead Pressure (P <sub>w</sub> ) or (P <sub>i</sub> ) or (P <sub>c</sub> )		Tubing Wellhead Pressure (P <sub>w</sub> ) or (P <sub>i</sub> ) or (P <sub>c</sub> )		Duration (Hours)	Liquid Produced (Barrels)
						psig	psia	psig	psia		
Shut-in						135		0		24	
Flow											

### FLOW STREAM ATTRIBUTES

Plate Coefficient (F <sub>s</sub> ) (F <sub>p</sub> ) Mcfd	Circle one: Meter or Prover Pressure psia	Press Extension $\sqrt{P_m \times h}$	Gravity Factor F <sub>g</sub>	Flowing Temperature Factor F <sub>t</sub>	Deviation Factor F <sub>pv</sub>	Metered Flow R (Mcfd)	GOR (Cubic Feet/ Barrel)	Flowing Fluid Gravity G <sub>m</sub>


### (OPEN FLOW) (DELIVERABILITY) CALCULATIONS

(P<sub>c</sub>)<sup>2</sup> = \_\_\_\_\_ : (P<sub>w</sub>)<sup>2</sup> = \_\_\_\_\_ : P<sub>d</sub> = \_\_\_\_\_ % (P<sub>c</sub> - 14.4) + 14.4 = \_\_\_\_\_ : (P<sub>a</sub>)<sup>2</sup> = 0.207  
(P<sub>d</sub>)<sup>2</sup> = \_\_\_\_\_


(P <sub>c</sub> ) <sup>2</sup> - (P <sub>a</sub> ) <sup>2</sup> or (P <sub>c</sub> ) <sup>2</sup> - (P <sub>d</sub> ) <sup>2</sup>	(P <sub>c</sub> ) <sup>2</sup> - (P <sub>w</sub> ) <sup>2</sup>	Choose formula 1 or 2: 1. P <sub>c</sub> <sup>2</sup> - P <sub>a</sub> <sup>2</sup> 2. P <sub>c</sub> <sup>2</sup> - P <sub>d</sub> <sup>2</sup> divided by: P <sub>c</sub> <sup>2</sup> - P <sub>w</sub> <sup>2</sup>	LOG of formula 1. or 2. and divide by: $\frac{P_c^2 - P_a^2}{P_c^2 - P_w^2}$	Backpressure Curve Slope = "n" or Assigned Standard Slope	n x LOG	Antilog	Open Flow Deliverability Equals R x Antilog (Mcfd)

Open Flow Mcfd @ 14.65 psia      Deliverability Mcfd @ 14.65 psia

The undersigned authority, on behalf of the Company, states that he is duly authorized to make the above report and that he has knowledge of the facts stated therein, and that said report is true and correct. Executed this the 4th day of February, 2014.

  
Witness (if any)

**KCC WICHITA**

  
For Company

FEB 13 2014

For Commission

Checked by

RECEIVED

I declare under penalty of perjury under the laws of the state of Kansas that I am authorized to request exempt status under Rule K.A.R. 82-3-304 on behalf of the operator Rock Creek Resources, LLC and that the foregoing pressure information and statements contained on this application form are true and correct to the best of my knowledge and belief based upon available production summaries and lease records of equipment installation and/or upon type of completion or upon use being made of the gas well herein named.

I hereby request a one-year exemption from open flow testing for the Gardiner 14 #1 gas well on the grounds that said well:


(Check one)

- is a coalbed methane producer
- is cycled on plunger lift due to water
- is a source of natural gas for injection into an oil reservoir undergoing ER
- is on vacuum at the present time; KCC approval Docket No. \_\_\_\_\_
- is not capable of producing at a daily rate in excess of 250 mcf/D

I further agree to supply to the best of my ability any and all supporting documents deemed by Commission staff as necessary to corroborate this claim for exemption from testing.

Date: February 4, 2014

KCC WICHITA  
FEB 13 2014  
RECEIVED

Signature: 

Title: VP of Business Development

**Instructions:** If a gas well meets one of the eligibility criteria set out in KCC regulation K.A.R. 82-3-304, the operator may complete the statement provided above in order to claim exempt status for the gas well.

At some point during the current calendar year, wellhead shut-in pressure shall have been measured after a minimum of 24 hours shut-in/buildup time and shall be reported on the front side of this form under **OBSERVED SURFACE DATA**. Shut-in pressure shall thereafter be reported yearly in the same manner for so long as the gas well continues to meet the eligibility criterion or until the claim of eligibility for exemption **IS** denied.

The G-2 form conveying the newest shut-in pressure reading shall be filed with the Wichita office no later than December 31 of the year for which it's intended to acquire exempt status for the subject well. The form must be signed and dated on the front side as though it was a verified report of annual test results.